

Oshkosh, WI

The National Community Survey

Report of Results
2024

Report by:



Visit us online!
www.polco.us



National Research Center at Polco is a charter member of the AAPOR Transparency Initiative, providing clear disclosure of our sound and ethical survey research practices.

About The NCS™

The National Community Survey™ (The NCS™) report is about the “livability” of Oshkosh. A livable community is a place that is not simply habitable, but that is desirable. It is not only where people do live, but where they want to live. The survey was developed by the experts from National Research Center at Polco.

Great communities are partnerships of the government, private sector, community-based organizations and residents, all geographically connected. The NCS captures residents’ opinions considering ten central facets of a community:

- Economy
- Mobility
- Community Design
- Utilities
- Safety
- Natural Environment
- Parks and Recreation
- Health and Wellness
- Education, Arts, and Culture
- Inclusivity and Engagement



POWERED BY POLCO



The report provides the opinions of a representative sample of 431 residents of the City of Oshkosh collected from March 5, 2024 to April 16, 2024. The margin of error around any reported percentage is 5% for all respondents and the response rate for the 2024 survey was 15%. Survey results were weighted so that the demographic profile of respondents was representative of the demographic profile of adults in Oshkosh.



How the results are reported

For the most part, the percentages presented in the following tabs represent the “percent positive.” Most commonly, the percent positive is the combination of the top two most positive response options (i.e., excellent/good, very safe/somewhat safe, etc.). On many of the questions in the survey respondents may answer “don’t know.” The proportion of respondents giving this reply is shown in the full set of responses included in the tab “Complete data.” However, these responses have been removed from the analyses presented in most of the tabs. In other words, the tables and graphs display the responses from respondents who had an opinion about a specific item.

Comparisons to benchmarks

NRC’s database of comparative resident opinion is comprised of resident perspectives gathered in surveys from over 500 communities whose residents evaluated the same kinds of topics on The National Community Survey. The comparison evaluations are from the most recent survey completed in each community in the last five years. NRC adds the latest results quickly upon survey completion, keeping the benchmark data fresh and relevant. The communities in the database represent a wide geographic and population range. In each tab, Oshkosh’s results are noted as being “higher” than the benchmark, “lower” than the benchmark, or “similar” to the benchmark, meaning that the average rating given by Oshkosh residents is statistically similar to or different (greater or lesser) than the benchmark. Being rated as “higher” or “lower” than the benchmark means that Oshkosh’s average rating for a particular item was more than 10 points different than the benchmark. If a rating was “much higher” or “much lower,” then Oshkosh’s average rating was more than 20 points different when compared to the benchmark.

In addition to these national benchmarks, comparisons were also made to a smaller cohort of communities that aligned more closely to the demographics in Oshkosh. This cohort included communities from the Upper Midwest (Illinois, Indiana, Michigan, Minnesota, and Wisconsin) who had similar populations and average household incomes. Comparisons to these communities can be found throughout the report and in a separate table in the Regional Benchmarks tab.

Trends over time

Trend data for Oshkosh represent important comparison data and should be examined for improvements or declines.¹ Deviations from stable trends over time represent opportunities for understanding how local policies, programs, or public information may have affected residents’ opinions. Changes between survey years have been noted with an arrow and the percent difference. If the difference is greater than six percentage points between the 2023 and 2024 surveys, the change is statistically significant.

1. In 2020, The NCS survey was updated to include new and refreshed items. Consequently, some of the trends may be impacted due to wording modifications that could have potentially altered the meaning of the item for the respondent.

Methods

Selecting survey recipients

All households within the City of Oshkosh were eligible to participate in the survey. A list of all households within the zip codes serving Oshkosh was purchased from Polco's mailing vendor, Go-Dog Direct, based on updated listings from the United States Postal Service. Since some of the zip codes that serve the City of Oshkosh households may also serve addresses that lie outside of the community, the exact geographic location of each housing unit was compared to community boundaries using the most current municipal boundary file. Addresses located outside of the City of Oshkosh boundaries were removed from the list of potential households to survey. From that list, addresses were randomly selected as survey recipients, with multi-family housing units (defined as those with a unit number) sampled at a rate of 5:3 compared to single family housing units.

An individual within each household was randomly selected using the "birthday method". The birthday method selects a person within the household by asking the "person who most recently had a birthday" to complete the questionnaire. The underlying assumption in this method is that day of birth has no relationship to the way people respond to surveys. This instruction was contained in the introduction of the survey.

Conducting the survey

The 3,000 randomly selected households received mailings beginning on March 5, 2024 and data collection for the survey remained open for six weeks. The first mailing was a postcard inviting the household to participate in the survey. The next mailing contained a cover letter with instructions, the survey questionnaire, and a postage-paid return envelope. All mailings included a web link to give residents the opportunity to respond to the survey online, as well as QR codes to further encourage participation. All follow-up mailings asked those who had not completed the survey to do so, and those who had already done so to refrain from completing the survey again.

About 4% of the 3,000 mailed invitations or surveys were returned because the household address was vacant or the postal service was unable to deliver the survey as addressed. Of the remaining 2,891 households that received the invitations to participate, 479 completed the survey, providing an overall response rate of 15%. The response rate was calculated using AAPOR's response rate #2 for mailed surveys of unnamed persons and falls within the expected range for communities of this size.²

It is customary to describe the precision of estimates made from surveys by a "level of confidence" and accompanying "confidence interval" (or margin of error). A traditional level of confidence, and the one used here, is 95%. The 95% confidence interval can be any size and quantifies the sampling error or imprecision of the survey results because some residents' opinions are relied on to estimate all residents' opinions. The margin of error for the City of Oshkosh survey is no greater than plus or minus five percentage points around any given percent reported for all respondents (479 completed surveys).

In addition to the randomly selected "probability sample" of households, a link to an online open-participation survey was publicized by the City of Oshkosh. The open-participation survey was identical to the random sample survey, with two small updates; it asked a question to confirm the respondent was a resident of Oshkosh and also a question about where they heard about the survey. The open-participation survey was open to all city residents and became available on April 2, 2024. The survey remained open for two weeks. The data presented in the following tabs exclude the open participation survey data, but a tab at the end provides the complete frequency of responses to questions by the open-participation respondents.

Analyzing the data

Responses from mailed surveys were entered into an electronic dataset using a “key and verify” method, where all responses are entered twice and compared to each other. Any discrepancies were resolved in comparison to the original survey form. Range checks as well as other forms of quality control were also performed. Responses from surveys completed on Polco were downloaded and merged with the mailed survey responses.

The demographics of the survey respondents were compared to those found in the 2020 Census and 2022 American Community Survey estimates for adults in the City of Oshkosh. The primary objective of weighting survey data is to make the survey respondents reflective of the larger population of the community. The characteristics used for weighting were age, sex, race, Hispanic origin, housing type, housing tenure, and area. No adjustments were made for design effects. Weights were calculated using an iterative, multiplicative raking model known as the ANES Weighting Algorithm.³ The results of the weighting scheme for the probability sample are presented in the following table.

NRC aligns demographic labels with those used by the U.S. Census for reporting purposes, when possible. Some categories (e.g., age, race/Hispanic origin, housing type, and length of residency) are combined into smaller subgroups.

		Unweighted	Weighted	Target ⁴
Age	18-34	13%	41%	41%
	35-54	20%	27%	27%
	55+	67%	32%	32%
Hispanic origin	No, not of Hispanic, Latino/a/x, or Spanish origin	98%	96%	96%
	Yes, I consider myself to be of Hispanic, Latino/a/x, or Spanish origin	2%	4%	4%
Housing tenure	Own	74%	55%	55%
	Rent	26%	45%	45%
Housing type	Attached	33%	43%	43%
	Detached	67%	57%	57%
Race & Hispanic origin	Not white alone	6%	14%	14%
	White alone, not Hispanic or Latino	94%	86%	86%
Sex	Man	44%	52%	52%
	Woman	56%	48%	48%
Sex/age	Man 18-34	6%	22%	22%

Man 35-54	8%	15%	15%
Man 55+	30%	15%	15%
Woman 18-34	7%	19%	19%
Woman 35-54	11%	12%	12%
Woman 55+	38%	17%	17%

The survey datasets were analyzed using all or some of a combination of the Statistical Package for the Social Sciences (SPSS), R, Python and Tableau. For the most part, the percentages presented in the reports represent the “percent positive.” The percent positive is the combination of the top two most positive response options (i.e., excellent/good, very safe/somewhat safe, essential/very important, etc.), or, in the case of resident behaviors/participation, the percent positive represents the proportion of respondents indicating “yes” or participating in an activity at least once a month.

On many of the questions in the survey respondents may answer “don’t know.” The proportion of respondents giving this reply is shown in the full set of responses included in the tab “Complete data”. However, these responses have been removed from the analyses presented in the reports. In other words, the tables and graphs display the responses from respondents who had an opinion about a specific item.

Contact

The City of Oshkosh funded this research. Please contact Jake Timm of the City of Oshkosh at JTimm@oshkoshwi.gov if you have any questions about the survey.

Study Limitations

All public opinion research is subject to unmeasured error. While the methodologies employed for this survey were designed to minimize this error as much as possible, these other sources of potential error should be acknowledged. **Non-response error** arises when those who were selected to participate in the survey did not do so, and may have different opinions or experiences than those who did respond. **Coverage error** refers to the possibility that some respondents that should have been included in the surveyed population were not (e.g., for a general resident survey, USPS mailing lists may exclude certain types of housing units, such as multi-family buildings where mail is delivered to a common area rather than to a specific unit (though this is rare), or where mail is received at a PO box instead of the at household's physical location. Finally, **recall bias** occurs when respondents may not perfectly remember their experiences in the past year (such as participation in social or civic events), and **social desirability bias** may cause respondents to answer in ways they think cast their responses in a more favorable light.

Survey Validity

See the Polco Knowledge Base article on survey validity at <https://info.polco.us/knowledge/statistical-vali>

2. See AAPOR's Standard Definitions for more information at <https://aapor.org/standards-and-ethics/standard-definitions/>
3. Pasek, J. (2014). ANES Weighting Algorithm. Retrieved from <https://surveyinsights.org/wp-content/uploads/2014/07/Full-anesrake-paper.pdf>
4. Targets come from the 2020 Census and 2022 American Community Survey

Key Findings

Highest-performing areas:

- The city's shopping opportunities and residents' own personal economic outlook each saw statistically significant increases from 2023, while the local economy continued to be ranked as the most important area of focus.
- Ratings for the overall quality of the transportation system increased 8% from 2023, a statistically significant jump.
- Well-planned residential growth and well-planned commercial growth both increased significantly from past survey results, while most other items relating to community design held steady.

Lowest-performing areas:

- Residents continued to identify affordability issues within the City, with results showing notable declines in the availability of affordable quality housing, food, and childcare/preschool.
- K-12 education scored similarly to results from 2023, coming in below national benchmark comparisons.
- Residents' overall feelings of safety in the city ranked below comparison communities, though residents generally feel safe in their neighborhoods and Oshkosh's downtown/commercial areas during the day.

Areas of greatest change change since 2023:

Of the 123 evaluative questions included on both the 2023 and current survey iterations, 102 were statistically similar to previous results. Upward trends were seen in 11 items, while 10 ratings decreased since 2023. Changes are considered statistically significant if the 2024 rating was +/-6% different from the past survey effort. The most significant of those trends are listed below.

Increases:

- Code enforcement (weeds, abandoned buildings, etc.) (+12%)
- Shopping opportunities (+10%)
- Well-planned residential growth (+8%)
- Overall quality of the transportation system in Oshkosh (+8%)
- Traffic enforcement (+8%)

Decreases:

- Oshkosh as a place to retire (-11%)
- Availability of affordable quality housing (-10%)
- Power (electric and/or gas) utility services (-9%)
- Availability of affordable quality food (-8%)
- Ease of travel by bicycle (-8%)

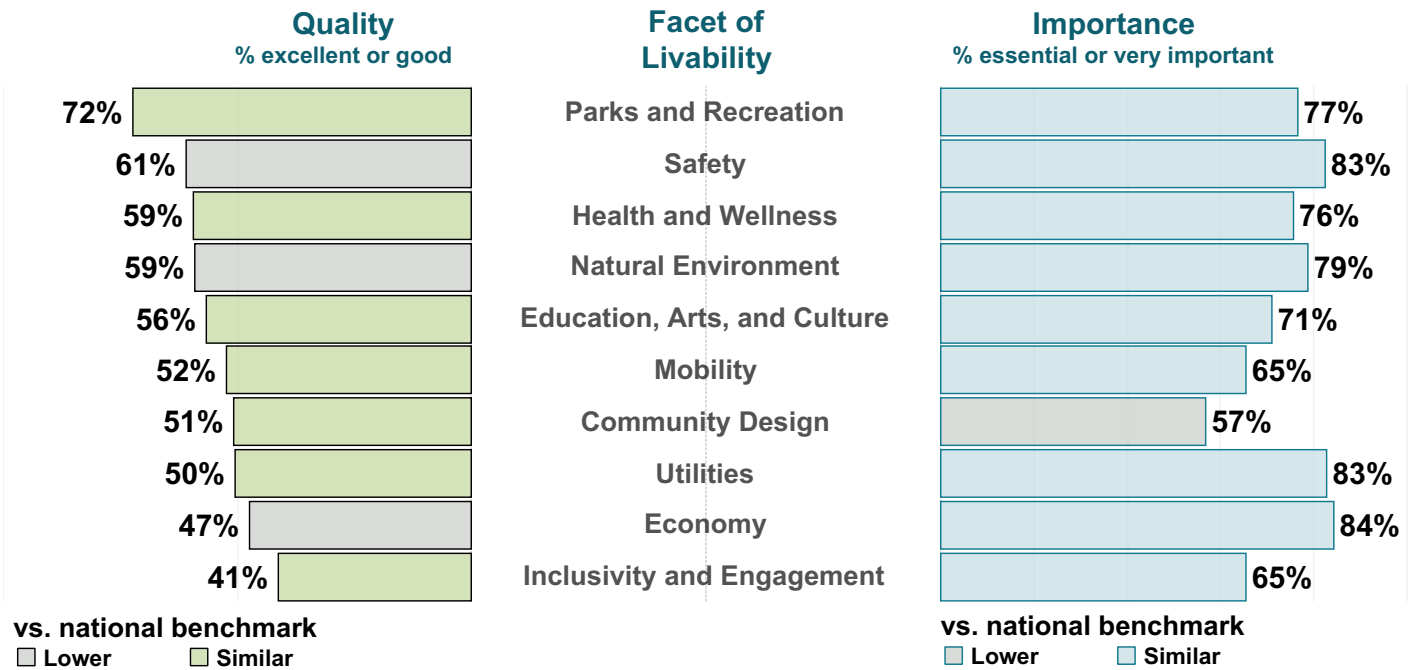
Facets of Livability (National Comparisons)



Every jurisdiction must balance limited resources while meeting resident needs and striving to optimize community livability. To this end, it is helpful to know what aspects of the community are most important to residents and which they perceive as being of higher or lower quality. It is especially helpful to know when a facet of livability is considered of high importance but rated as lower quality, as this should be a top priority to address.

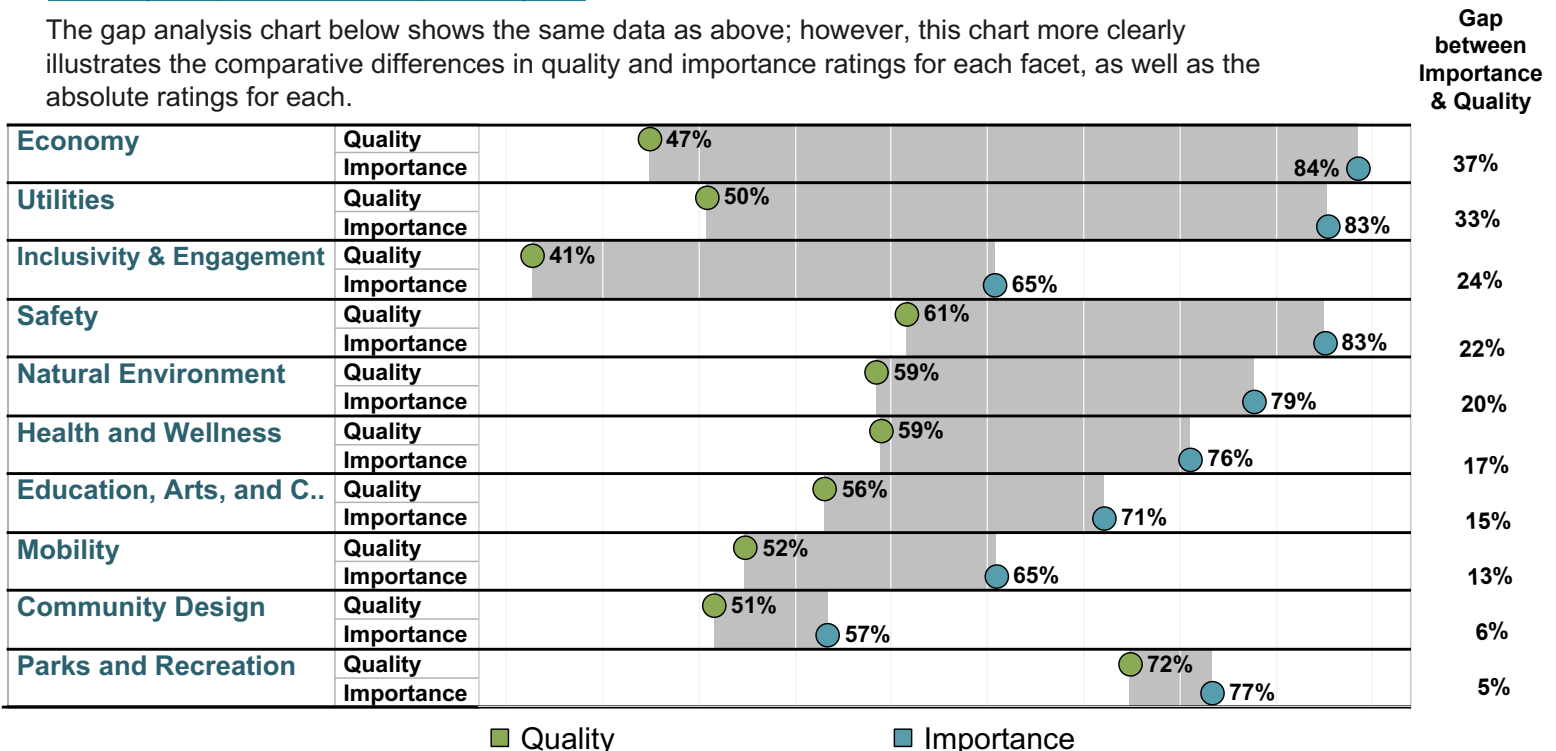
Quality and Importance by the Numbers

The table below shows the proportion of residents who rated the community facets positively for quality and the priority (importance) placed on each. Also displayed is whether local quality ratings were lower, similar, or higher t..



Quality/Importance Gap Analysis

The gap analysis chart below shows the same data as above; however, this chart more clearly illustrates the comparative differences in quality and importance ratings for each facet, as well as the absolute ratings for each.

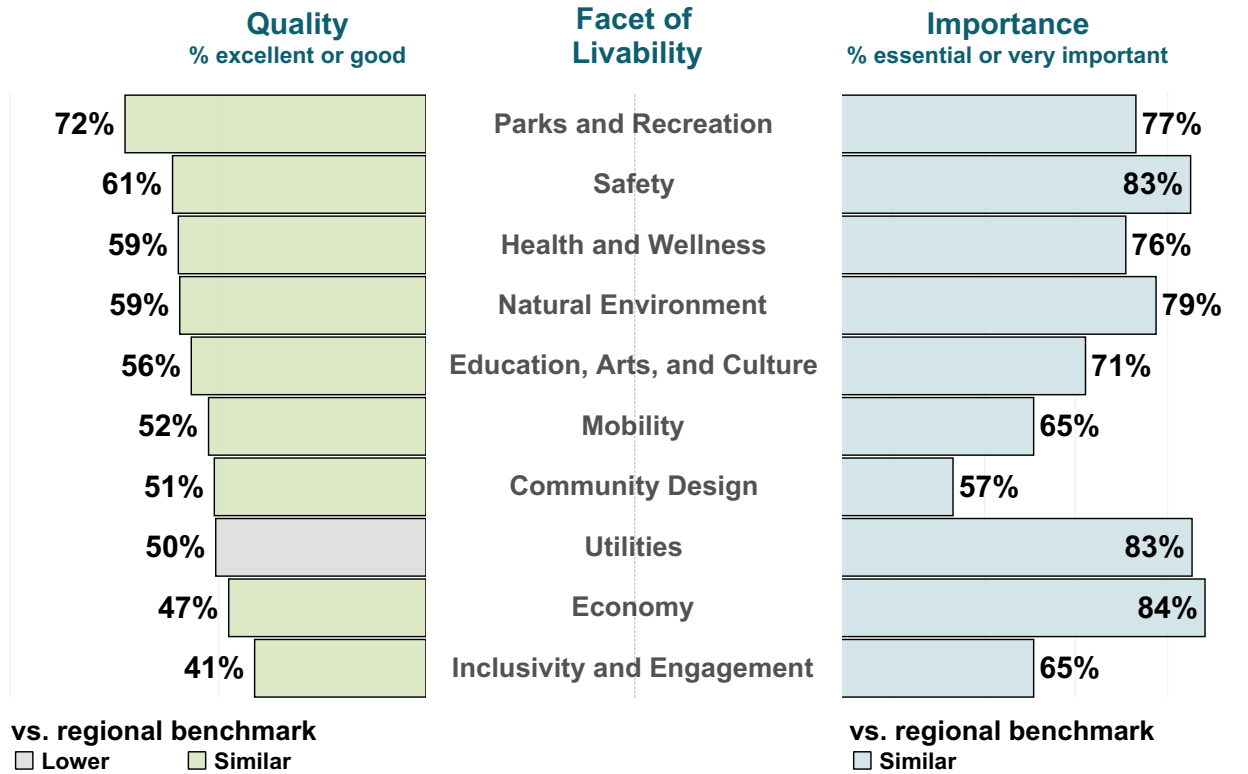


Facets of Livability (Regional Comparisons)

Every jurisdiction must balance limited resources while meeting resident needs and striving to optimize community livability. To this end, it is helpful to know what aspects of the community are most important to residents and which they perceive as being of higher or lower quality. It is especially helpful to know when a facet of livability is considered of high importance but rated as lower quality, as this should be a top priority to address.

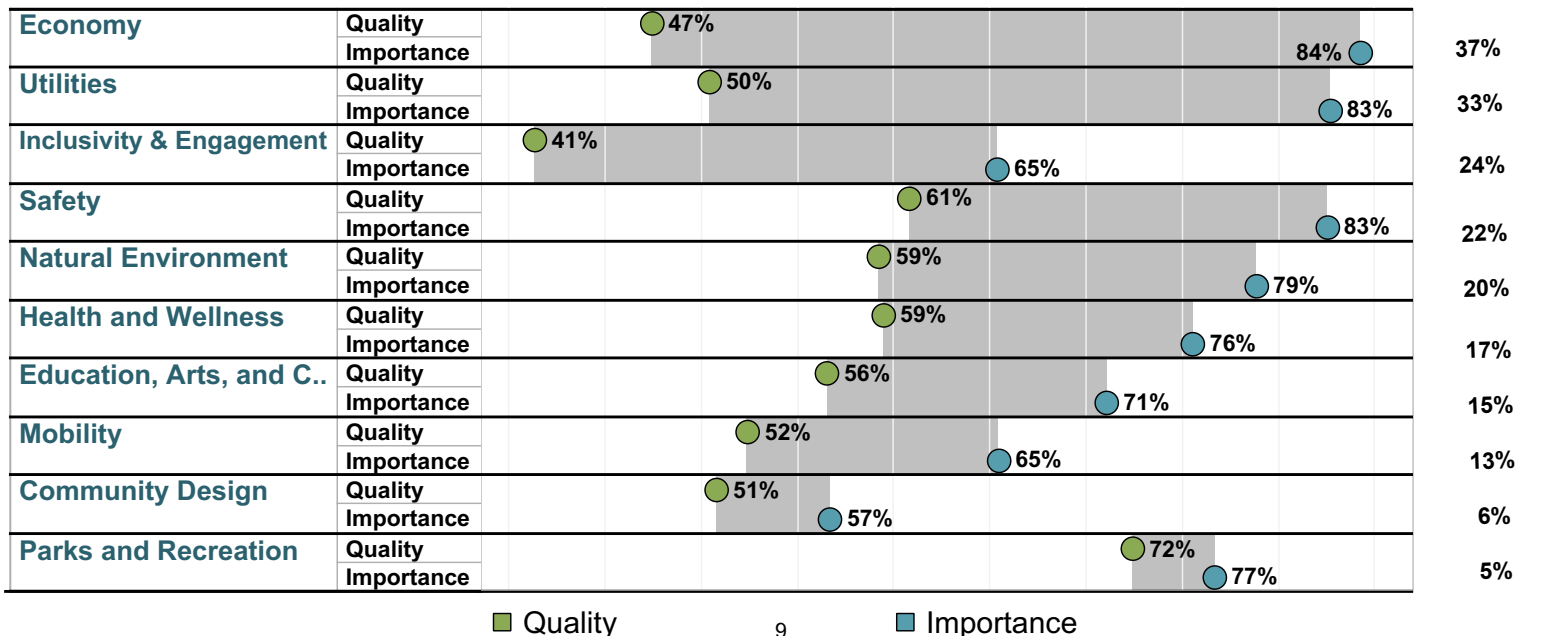
Quality and Importance by the Numbers

The table below shows the proportion of residents who rated the community facets positively for quality and the priority (importance) placed on each. Also displayed is whether local quality ratings were lower, similar, or higher than communities across the Upper Midwest (the regional benchmark).



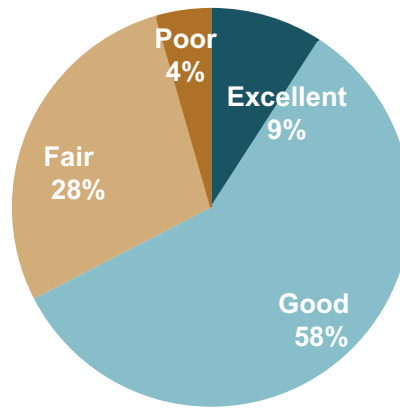
Quality/Importance Gap Analysis

The gap analysis chart below shows the same data as above; however, this chart more clearly illustrates the comparative differences in quality and importance ratings for each facet, as well as the absolute ratings for each.

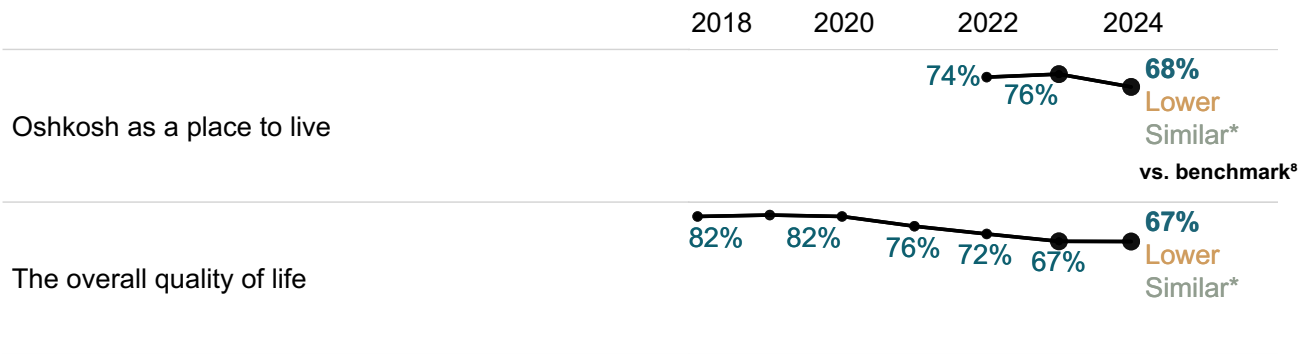


Quality of Life

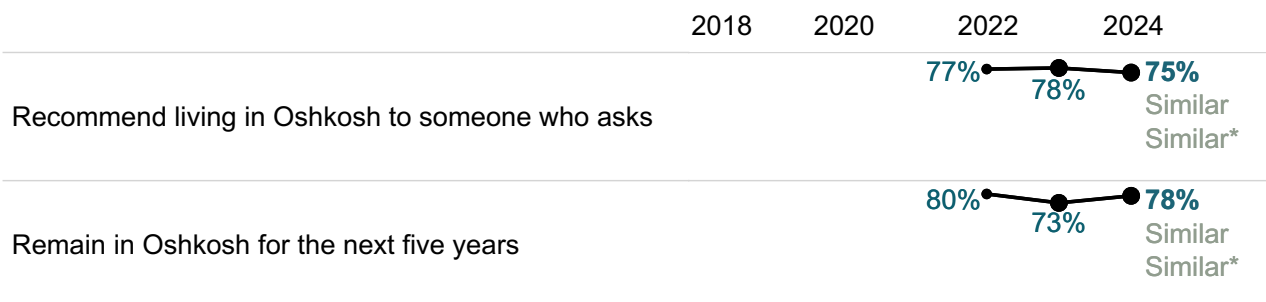
Measuring community livability starts with assessing the quality of life of those who live there, and ensuring that the community is attractive, accessible, and welcoming to all.




Please rate each of the following aspects of quality of life in Oshkosh. (% excellent or good)



Please indicate how likely or unlikely you are to do each of the following. (% very or somewhat likely)



Please rate each of the following in the Oshkosh community. (% excellent or good)



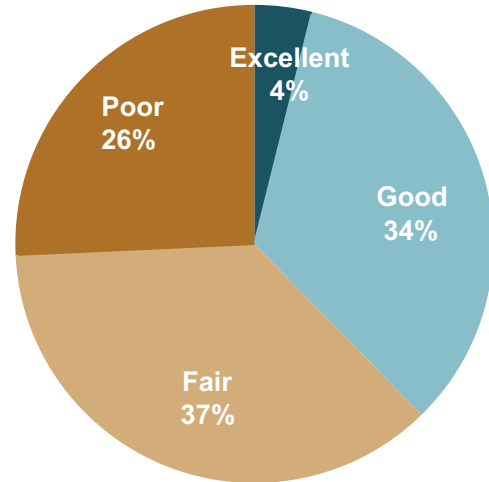
8. Comparison to the national benchmark is shown first, with regional benchmarks denoted with an asterisk (*). A full list of national and regional benchmarks are available at the end of the report. If no comparison is available, this is left blank.



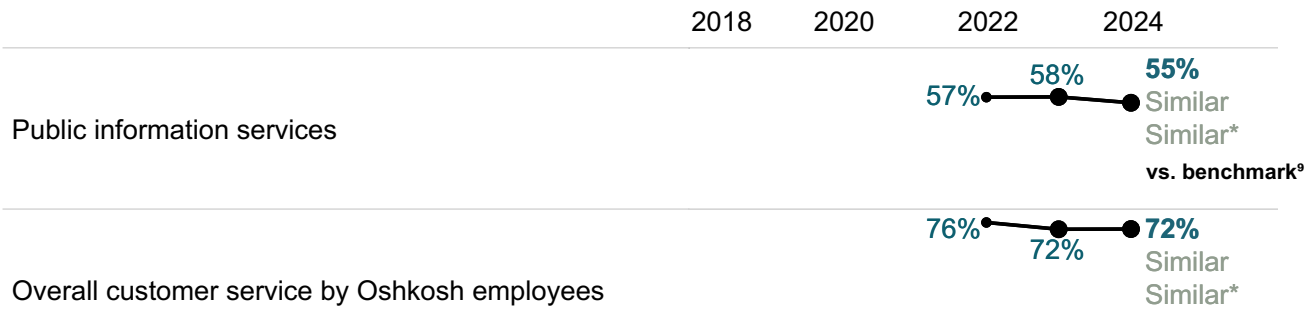
Governance

Strong local governments produce results that meet the needs of residents while making the best use of available resources, and are responsive to the present and future needs of the community as a whole.

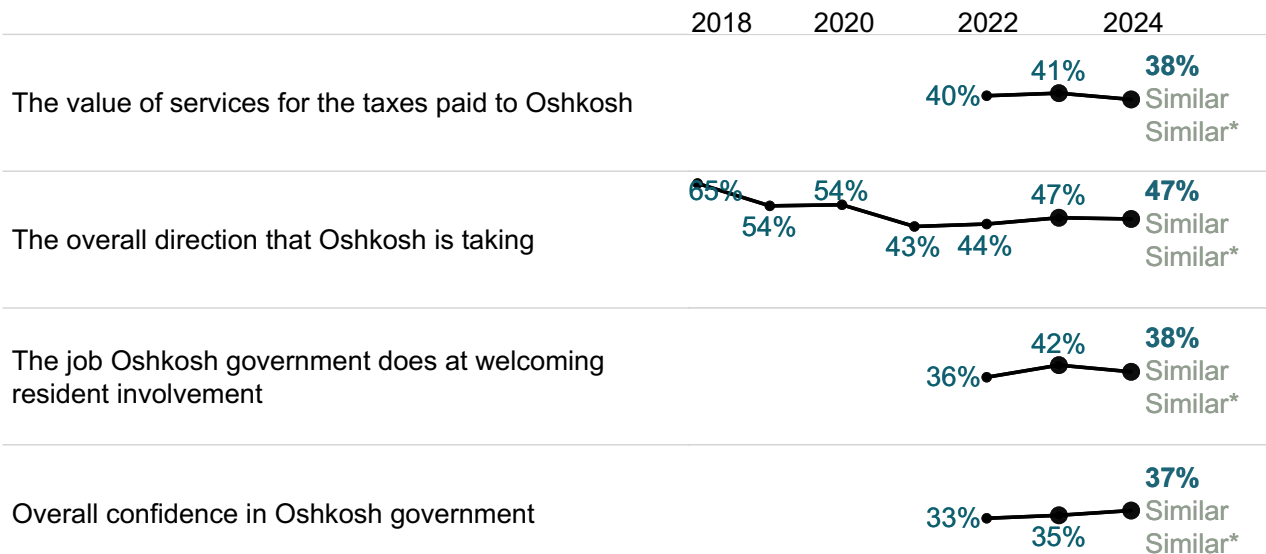
Overall confidence in Oshkosh government, 2024

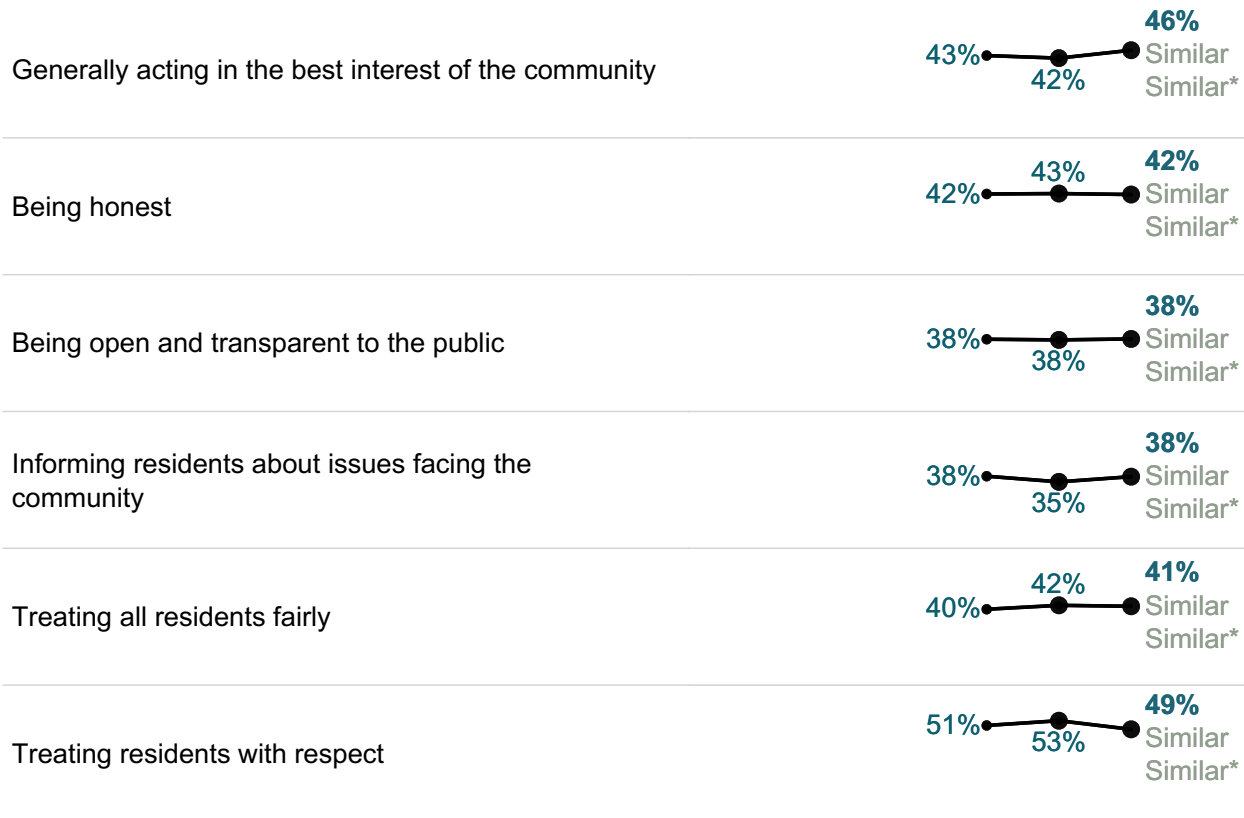


Please rate the quality of each of the following services in Oshkosh. (% excellent or good)

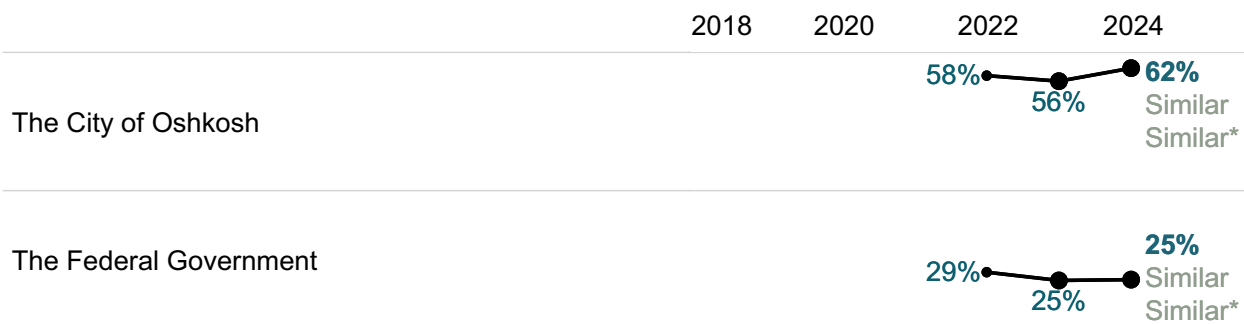


Please rate the following categories of Oshkosh government performance. (% excellent or good)





**Overall, how would you rate the quality of the services provided by each of the following?
(% excellent or good)**



9. Comparison to the national benchmark is shown first, with regional benchmarks denoted with an asterisk (*). A full list of national and regional benchmarks are available at the end of the report. If no comparison is available, this is left blank.




Economy

Local governments work together with private and nonprofit businesses, and with the community at large, to foster sustainable growth, create jobs, and promote a thriving local economy.

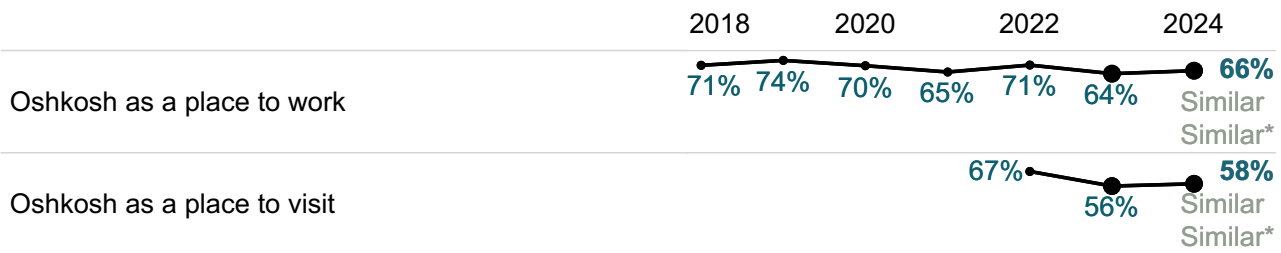
Overall economic health of Oshkosh, 2024




Please rate each of the following characteristics as they relate to Oshkosh as a whole.
(% excellent or good)



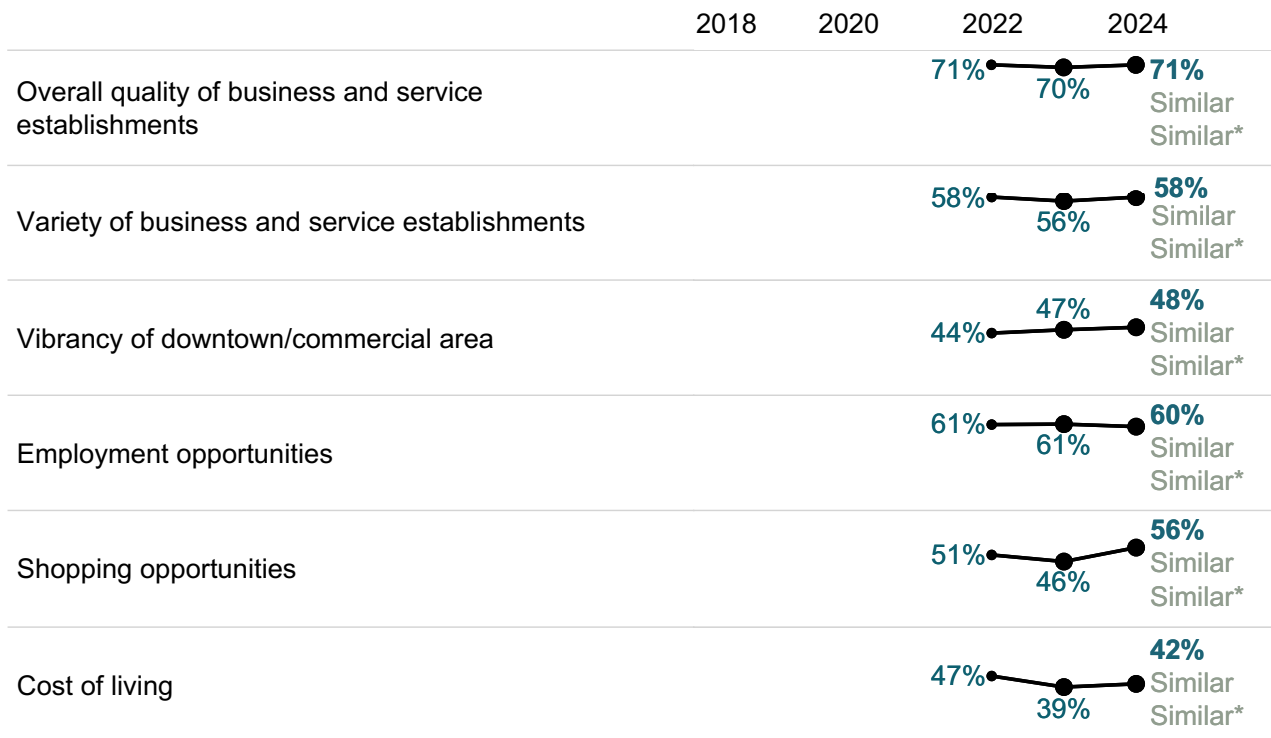
Please rate each of the following aspects of quality of life in Oshkosh.
(% excellent or good)



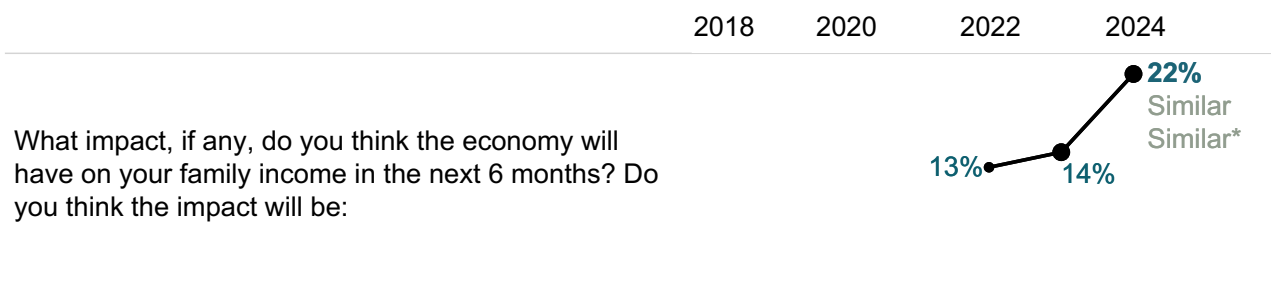
Please rate the quality of each of the following services in Oshkosh.
(% excellent or good)



Please rate each of the following in the Oshkosh community.
 (% excellent or good)



What impact, if any, do you think the economy will have on your family income in the next 6 months? Do you think the impact will be:
 (% very or somewhat positive)



10. Comparison to the national benchmark is shown first, with regional benchmarks denoted with an asterisk (*). A full list of national and regional benchmarks are available at the end of the report. If no comparison is available, this is left blank.

Overall quality of the transportation system in Oshkosh, 2024

Mobility

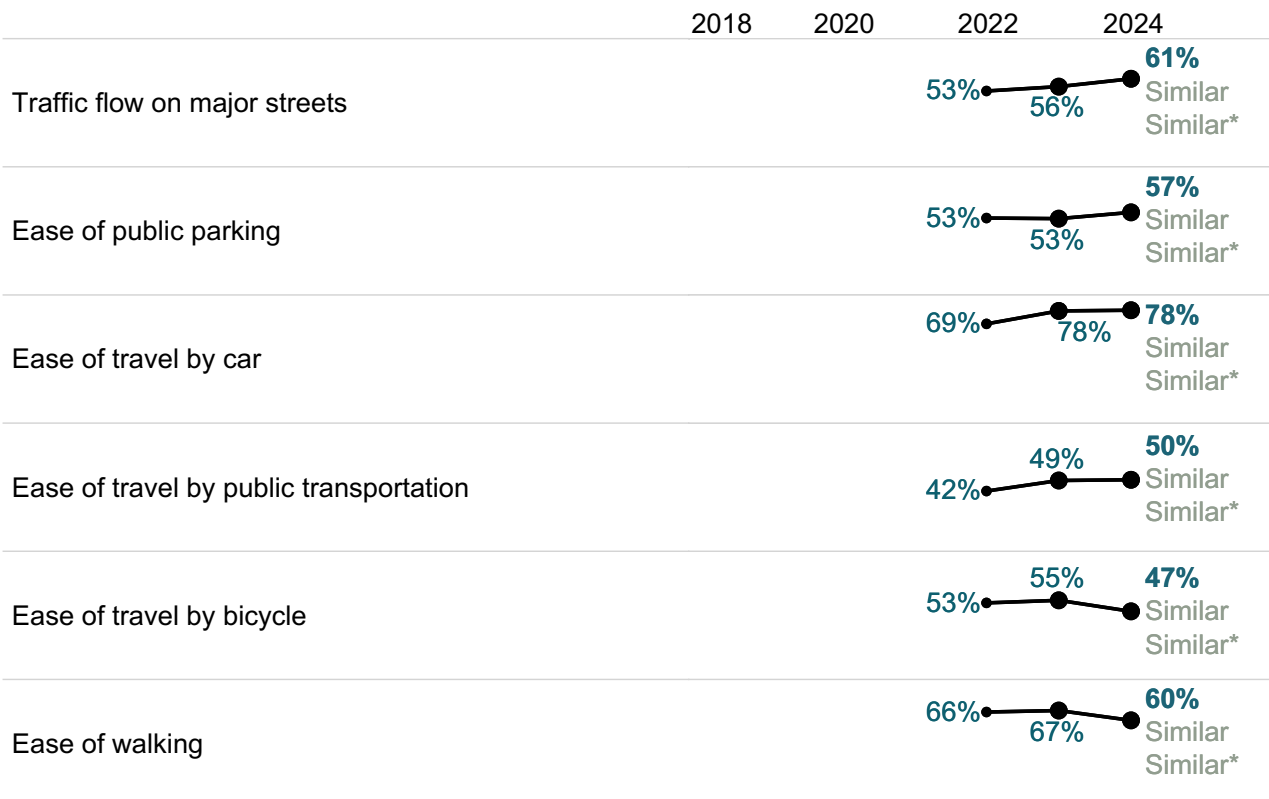
The ease with which residents can move about their communities, whether for commuting, leisure, or recreation, plays a major role in the quality of life for all who live, work, and play in the community.



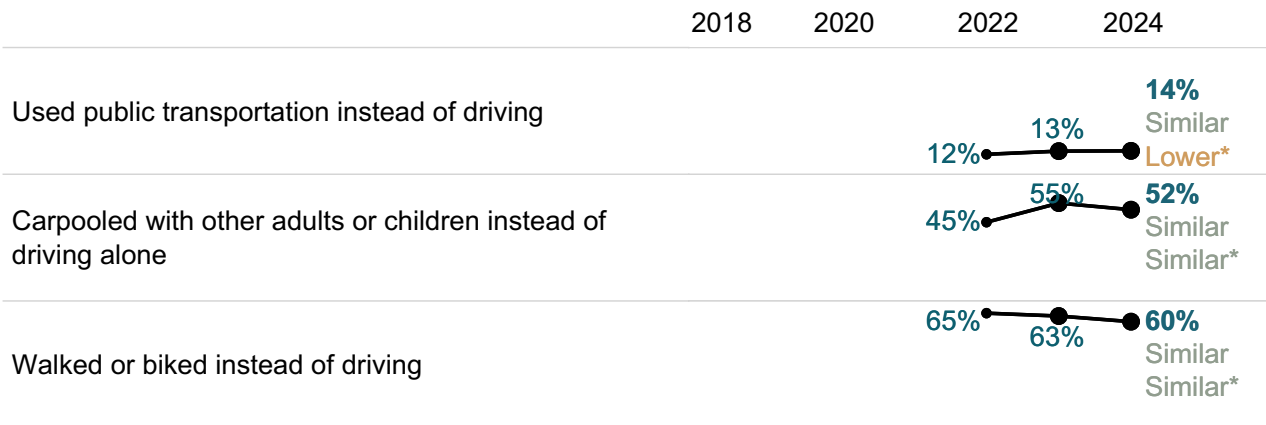
Please rate each of the following characteristics as they relate to Oshkosh as a whole.
(% excellent or good)



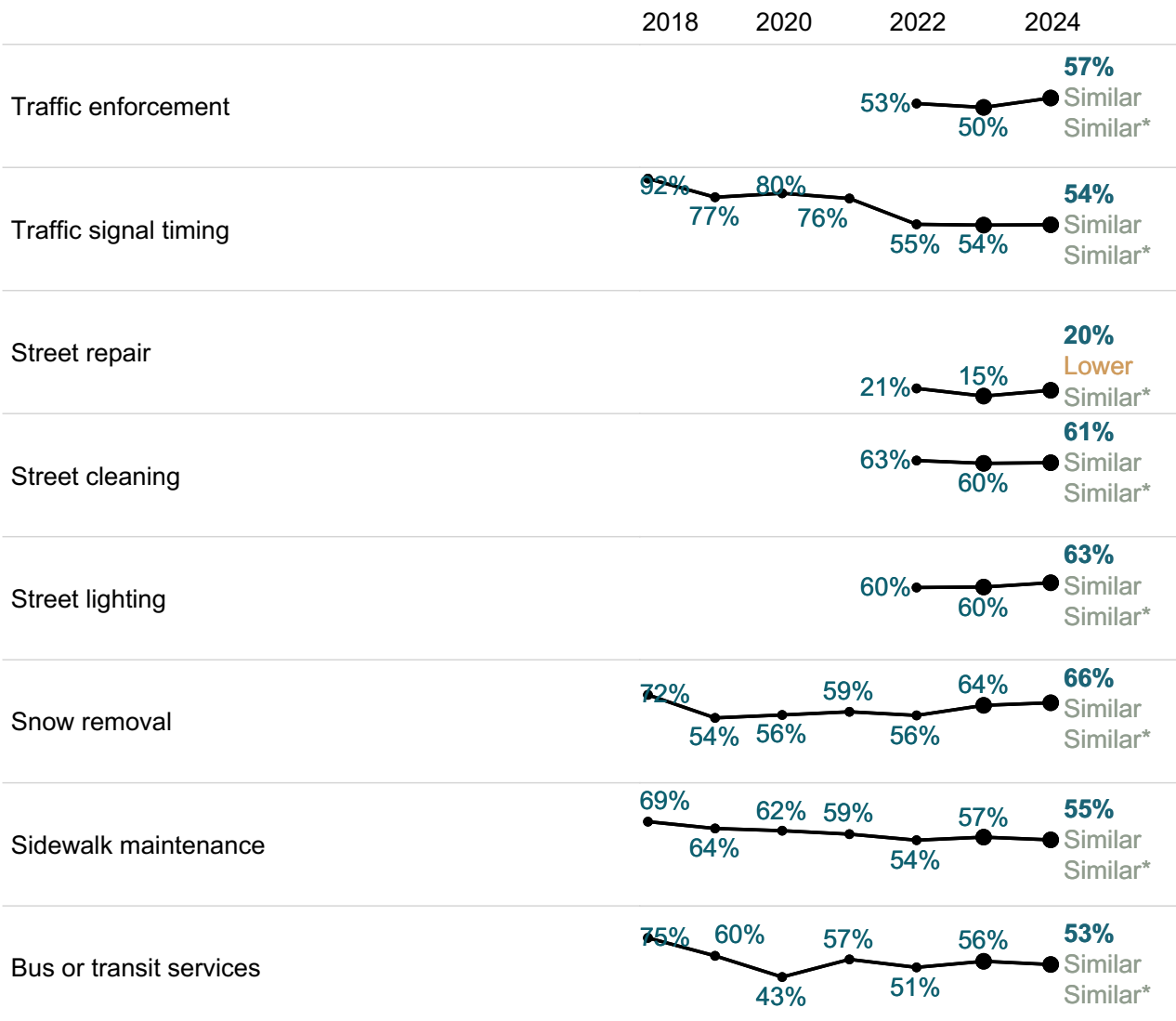
Please also rate each of the following in the Oshkosh community.
(% excellent or good)



Please indicate whether or not you have done each of the following in the last 12 months.
 (% yes)



Please rate the quality of each of the following services in Oshkosh.
 (% excellent or good)

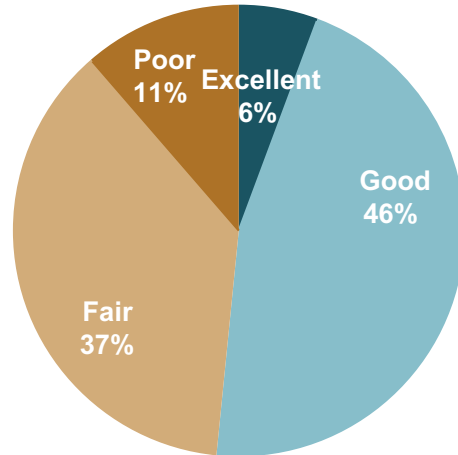


11. Comparison to the national benchmark is shown first, with regional benchmarks denoted with an asterisk (*). A full list of national and regional benchmarks are available at the end of the report. If no comparison is available, this is left blank.


Overall design or layout of Oshkosh's residential and commercial areas, 2024

Community Design

A well-designed community enhances the quality of life for its residents by encouraging smart land use and zoning, ensuring that affordable housing is accessible to all, and providing access to parks and other green spaces.




Please rate each of the following characteristics as they relate to Oshkosh as a whole.
(% excellent or good)

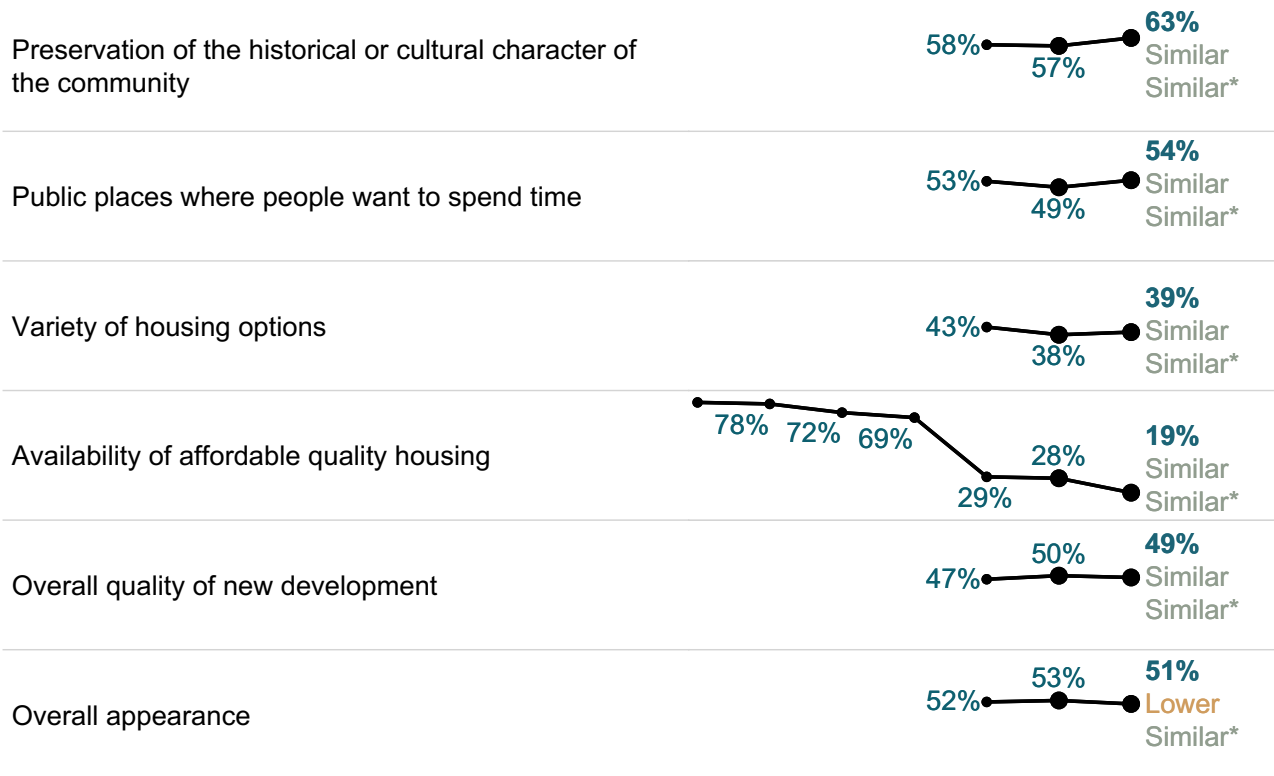


Please rate each of the following aspects of quality of life in Oshkosh.
(% excellent or good)

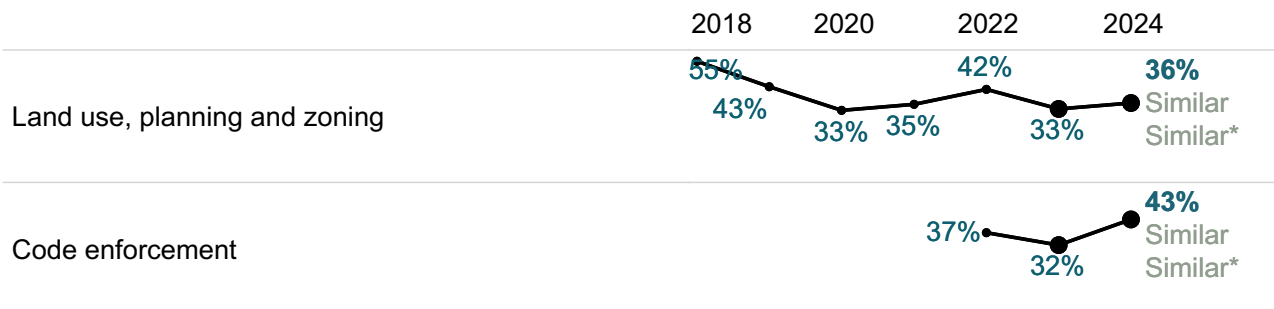


Please also rate each of the following in the Oshkosh community.
(% excellent or good)





Please rate the quality of each of the following services in Oshkosh.
 (% excellent or good)



12. Comparison to the national benchmark is shown first, with regional benchmarks denoted with an asterisk (*). A full list of national and regional benchmarks are available at the end of the report. If no comparison is available, this is left blank.

Overall quality of the utility infrastructure in Oshkosh, 2024

Utilities

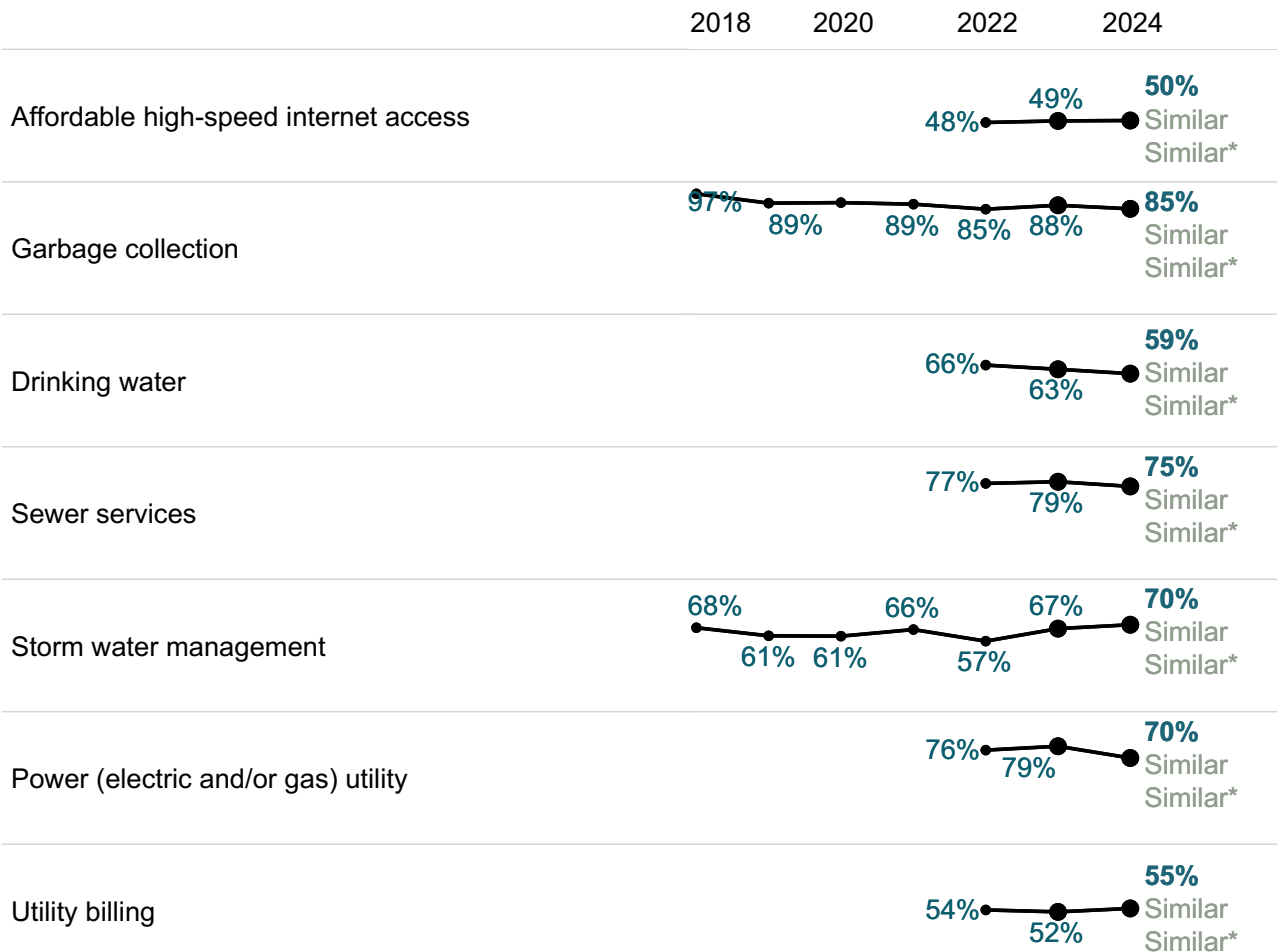
Services such as water, gas, electricity, and internet access play a vital role in ensuring the physical and economic health and well-being of the communities they serve.



Please rate each of the following characteristics as they relate to Oshkosh as a whole.
(% excellent or good)



Please rate the quality of each of the following services in Oshkosh.
(% excellent or good)

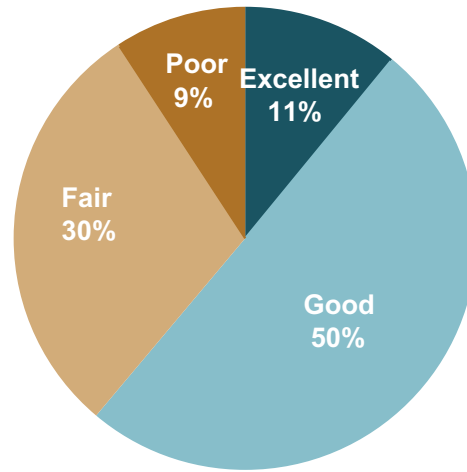


¹³ Comparison to the national benchmark is shown first, with regional benchmarks denoted with an asterisk (*). A full list of national and regional benchmarks are available at the end of the report. If no comparison is available, this is left blank.

Overall feeling of safety in Oshkosh, 2024

Safety

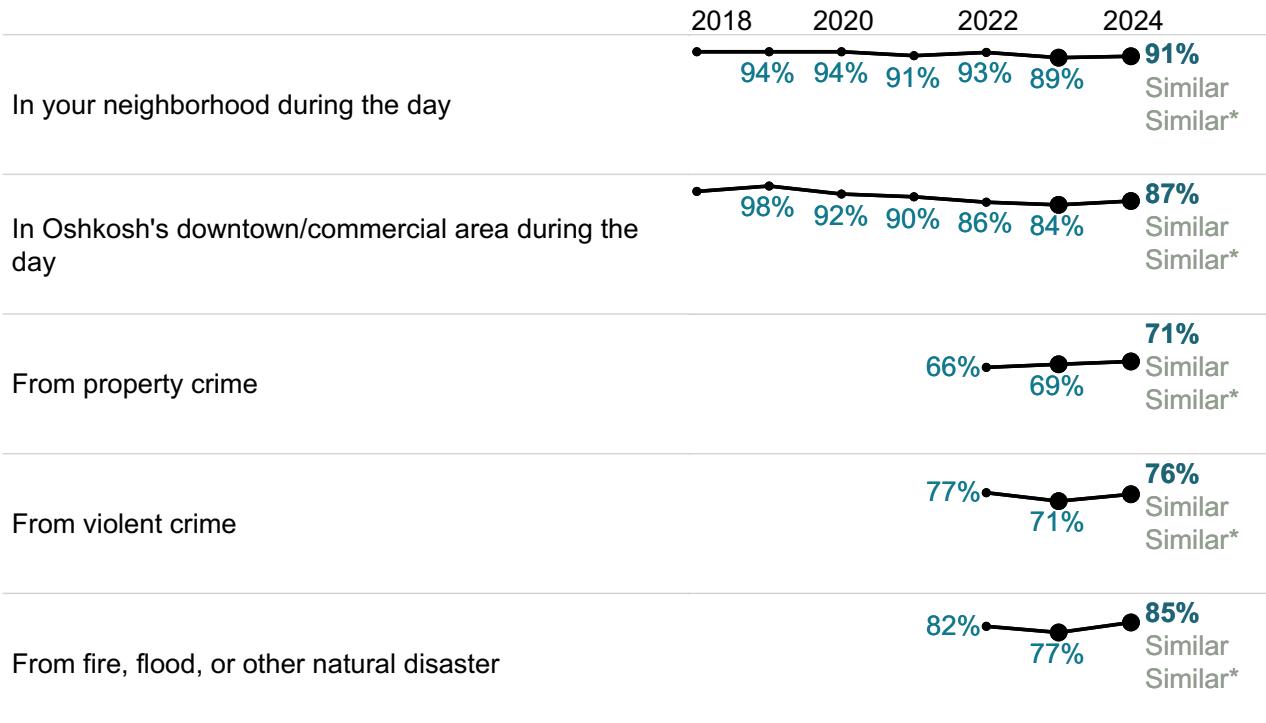
Public safety is often the most important task facing local governments. All residents should feel safe and secure in their neighborhoods and in the greater community, and providing robust safety-related services is essential to residents' quality of life.



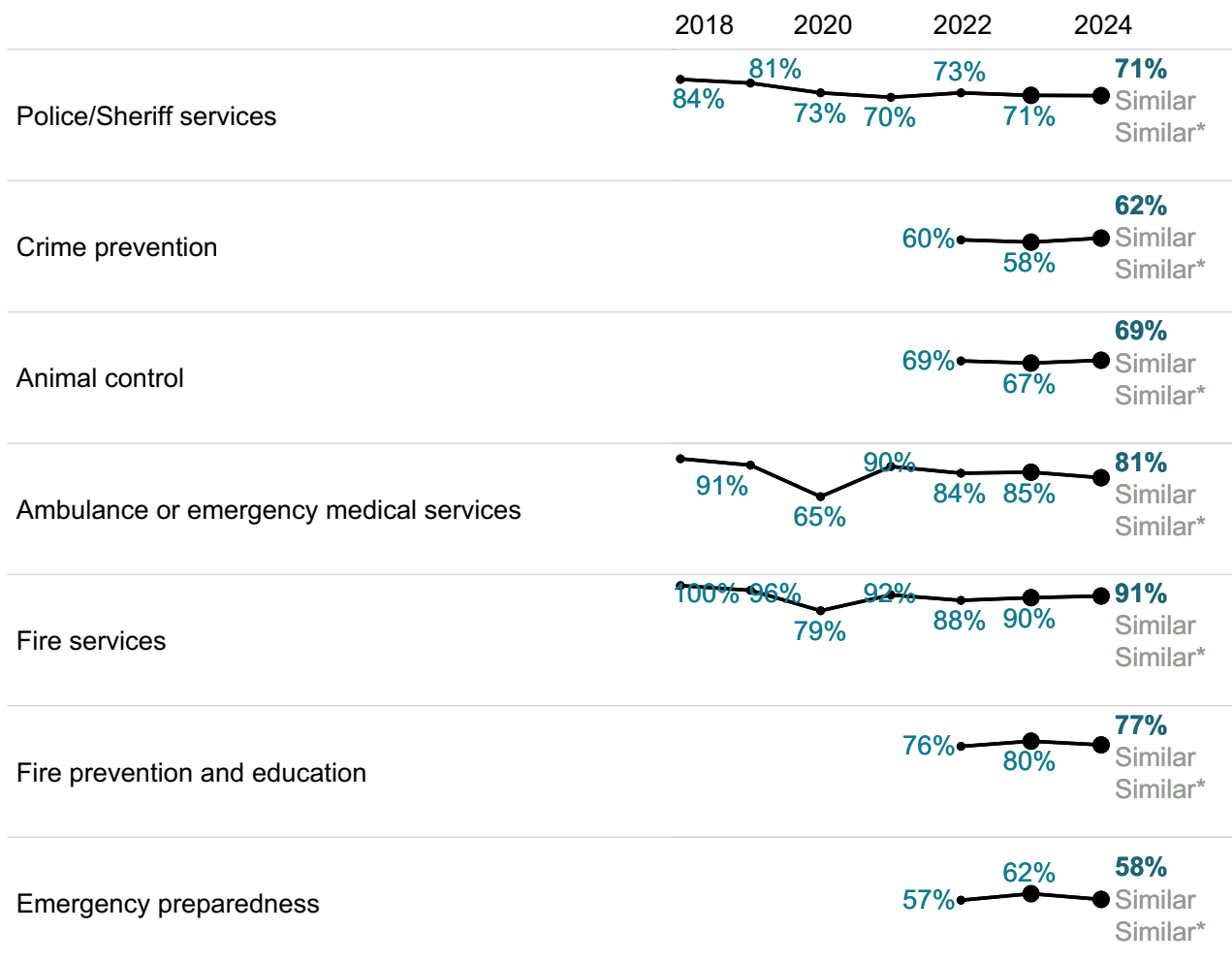
Please rate each of the following characteristics as they relate to Oshkosh as a whole.
 (% excellent or good)



Please rate how safe or unsafe you feel:
 (% very or somewhat safe)



**Please rate the quality of each of the following services in Oshkosh.
(% excellent or good)**

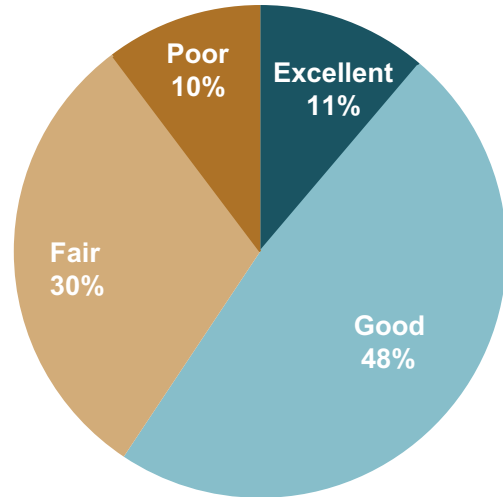


14. Comparison to the national benchmark is shown first, with regional benchmarks denoted with an asterisk (*). A full list of national and regional benchmarks are available at the end of the report. If no comparison is available, this is left blank.


Overall quality of natural environment in Oshkosh, 2024

Natural Environment

The natural environment plays a vital role in the health and well-being of residents. The natural spaces in which residents live and experience their communities has a direct and profound effect on quality of life.



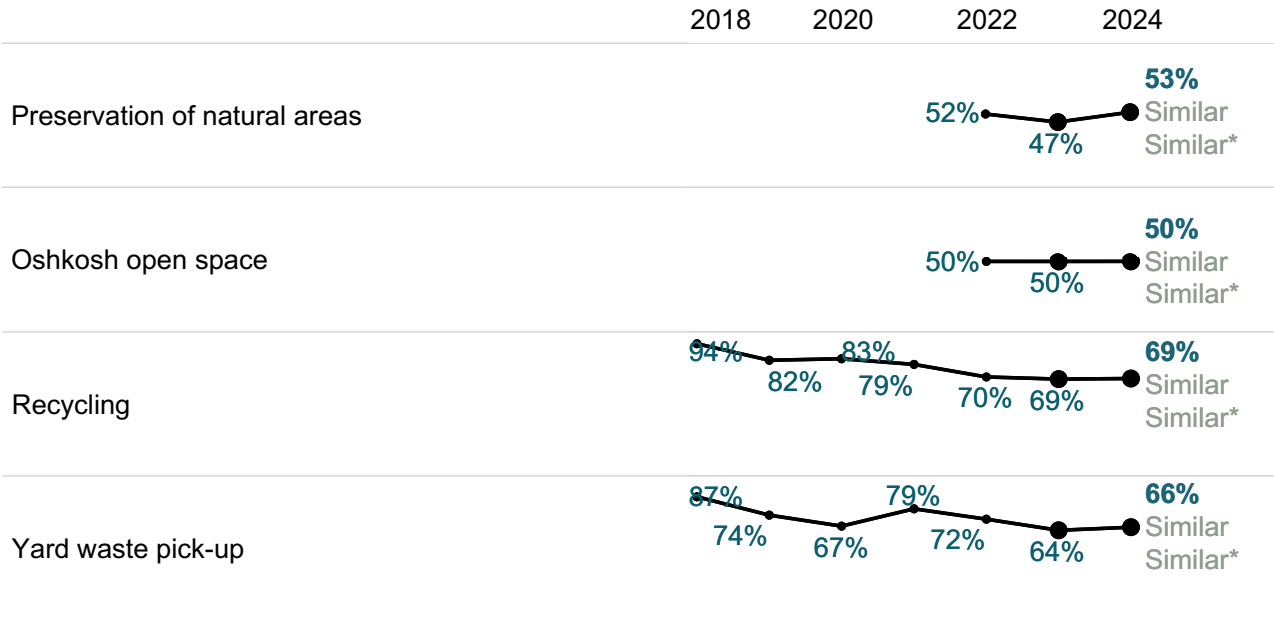
Please rate each of the following characteristics as they relate to Oshkosh as a whole.
(% excellent or good)



Please also rate each of the following in the Oshkosh community.
(% excellent or good)



Please rate the quality of each of the following services in Oshkosh.
 (% excellent or good)



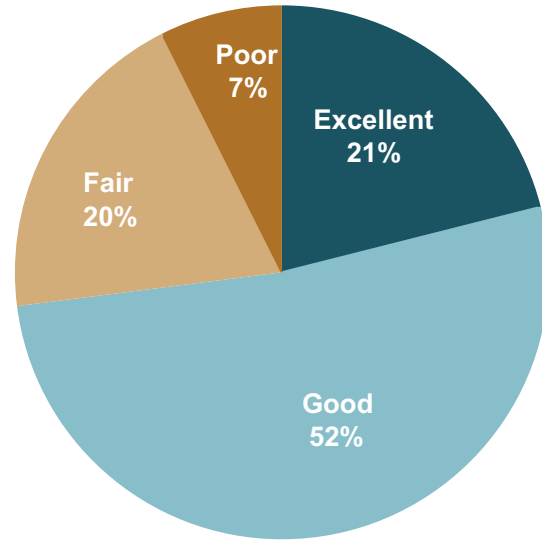
15. Comparison to the national benchmark is shown first, with regional benchmarks denoted with an asterisk (*). A full list of national and regional benchmarks are available at the end of the report. If no comparison is available, this is left blank.

Overall quality of parks and recreation opportunities, 2024

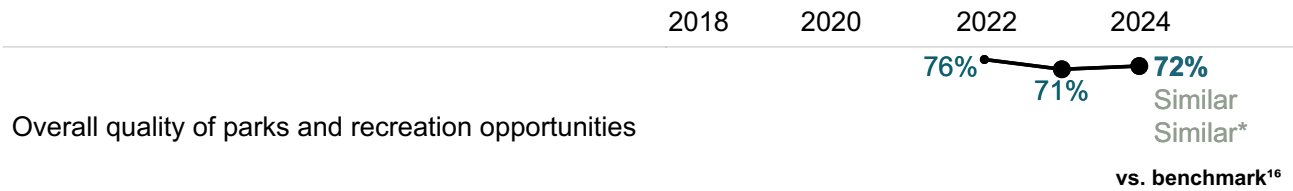
Parks and Recreation

"There are no communities that pride themselves on their quality of life, promote themselves as a desirable location for businesses to relocate, or maintain that they are environmental stewards of their natural resources, without such communities having a robust, active system of parks and recreation programs for public use and enjoyment."

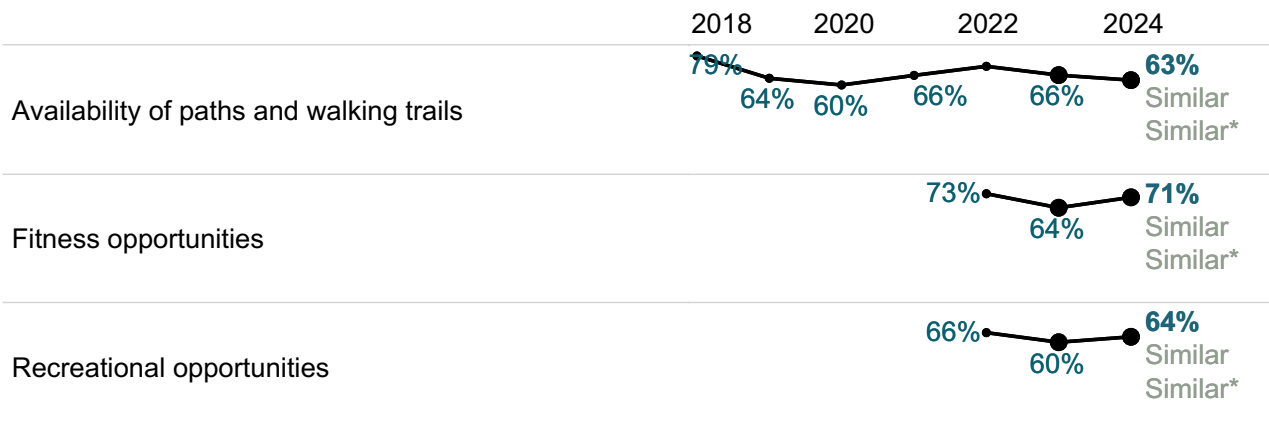
- National Recreation and Park Association



Please rate each of the following characteristics as they relate to Oshkosh as a whole.
(% excellent or good)



Please also rate each of the following in the Oshkosh community.
(% excellent or good)



**Please rate the quality of each of the following services in Oshkosh.
(% excellent or good)**



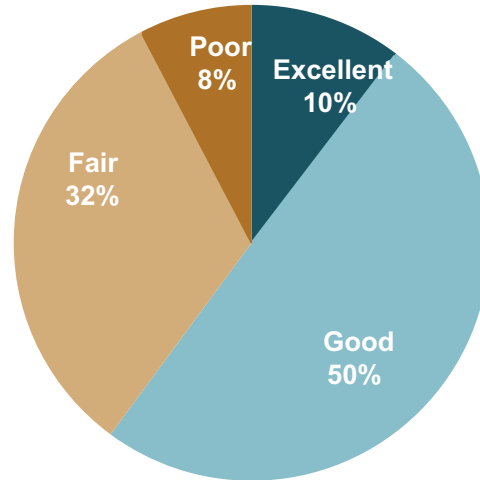
16. Comparison to the national benchmark is shown first, with regional benchmarks denoted with an asterisk (*). A full list of national and regional benchmarks are available at the end of the report. If no comparison is available, this is left blank.

Overall health and wellness opportunities in Oshkosh, 2024




Health and Wellness

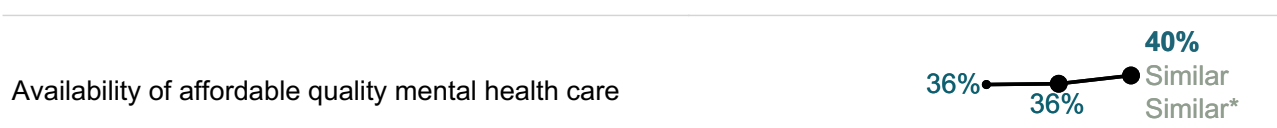


The characteristics of and amenities available in the communities in which people live has a direct impact on the health and wellness of residents, and thus, on their quality of life overall.




Please rate each of the following characteristics as they relate to Oshkosh as a whole. (% excellent or good)



Please also rate each of the following in the Oshkosh community. (% excellent or good)



Please rate the quality of each of the following services in Oshkosh. (% excellent or good)



Please rate your overall health.
(% excellent or very good)



Please rate your overall health.

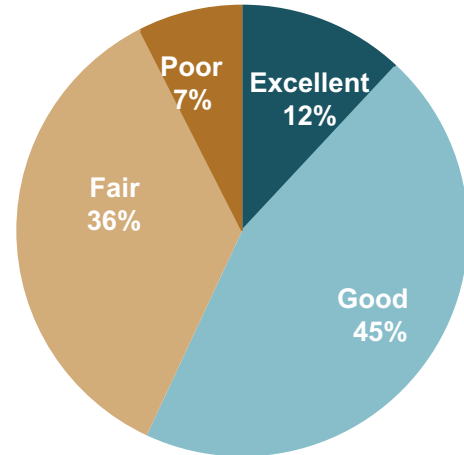
17. Comparison to the national benchmark is shown first, with regional benchmarks denoted with an asterisk (*). A full list of national and regional benchmarks are available at the end of the report. If no comparison is available, this is left blank.



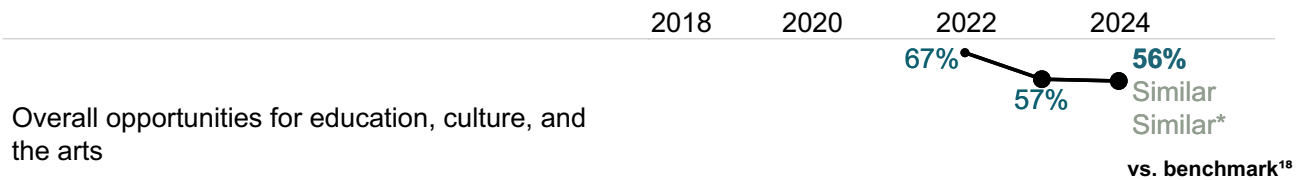
Overall opportunities for education, culture and the arts, 2024

Education, Arts, and Culture

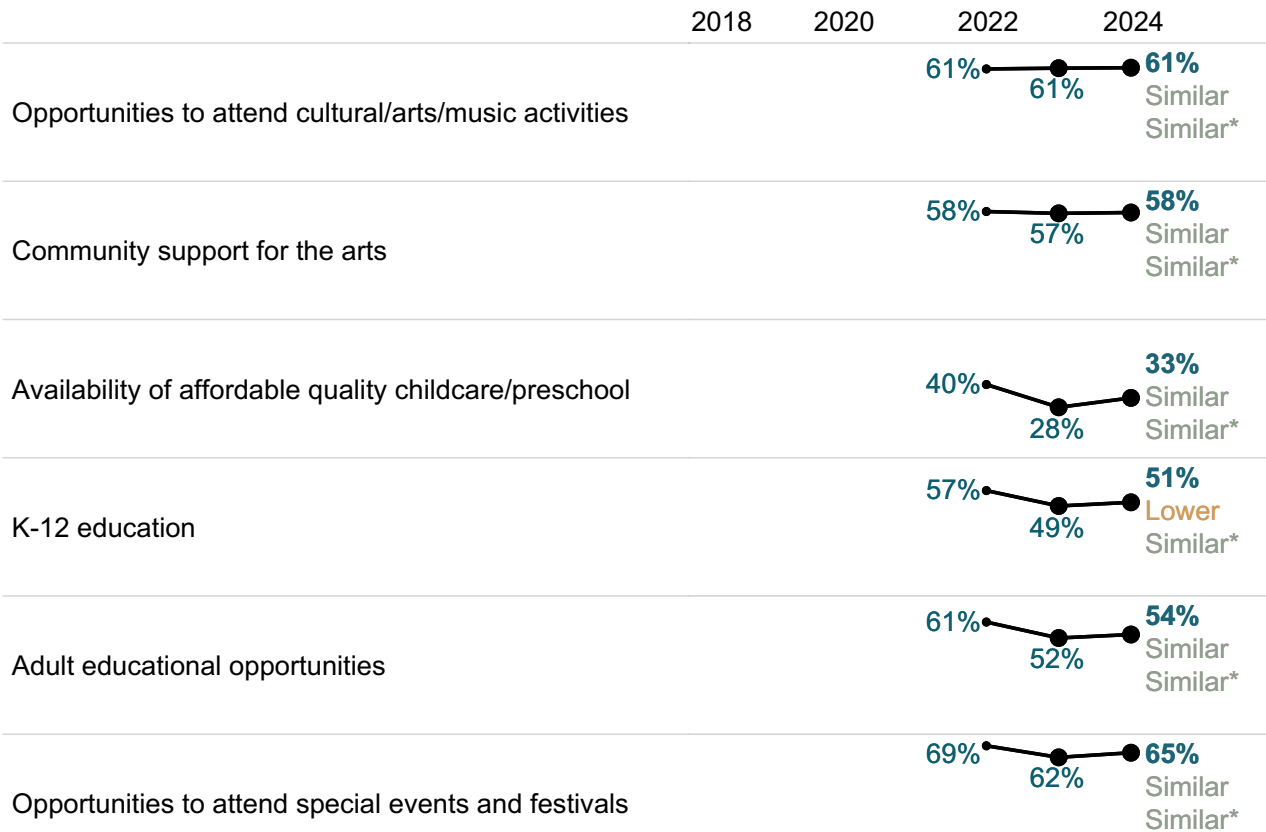
Participation in the arts, in educational opportunities, and in cultural activities is linked to increased civic engagement, greater social tolerance, and enhanced enjoyment of the local community.




Please rate each of the following characteristics as they relate to Oshkosh as a whole.
(% excellent or good)



Please also rate each of the following in the Oshkosh community.
(% excellent or good)



Please rate the quality of each of the following services in Oshkosh.
 (% excellent or good)



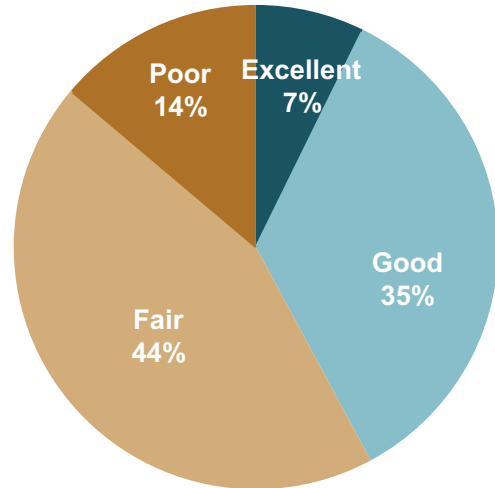
18. Comparison to the national benchmark is shown first, with regional benchmarks denoted with an asterisk (*). A full list of national and regional benchmarks are available at the end of the report. If no comparison is available, this is left blank.



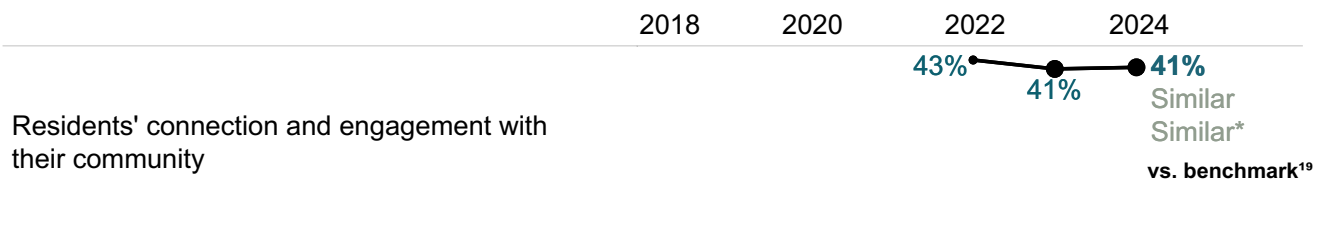
Residents' connection and engagement with their community, 2024

Inclusivity and Engagement

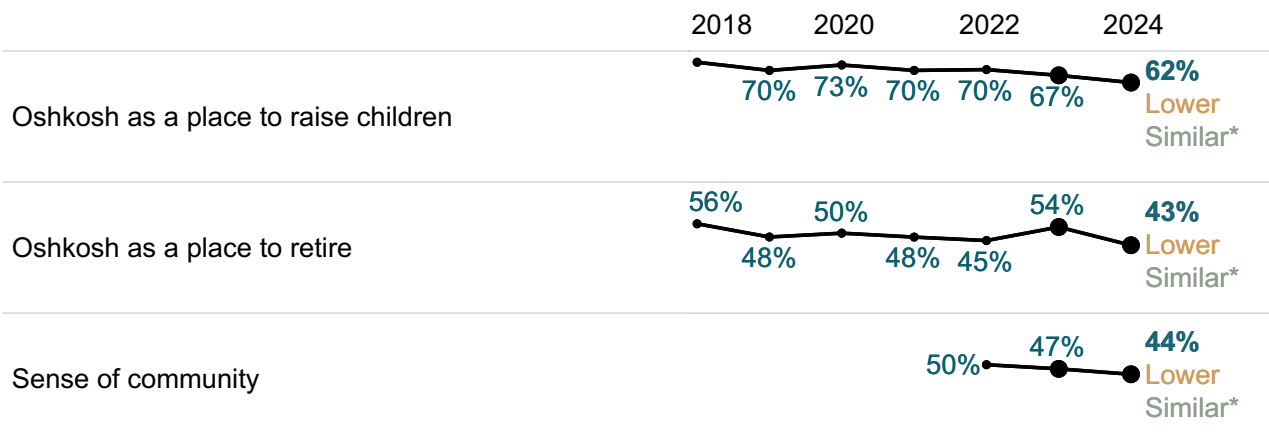
Inclusivity refers to a cultural and environmental feeling of belonging; residents who feel invited to participate within their communities feel more included, involved, and engaged than those who do not.



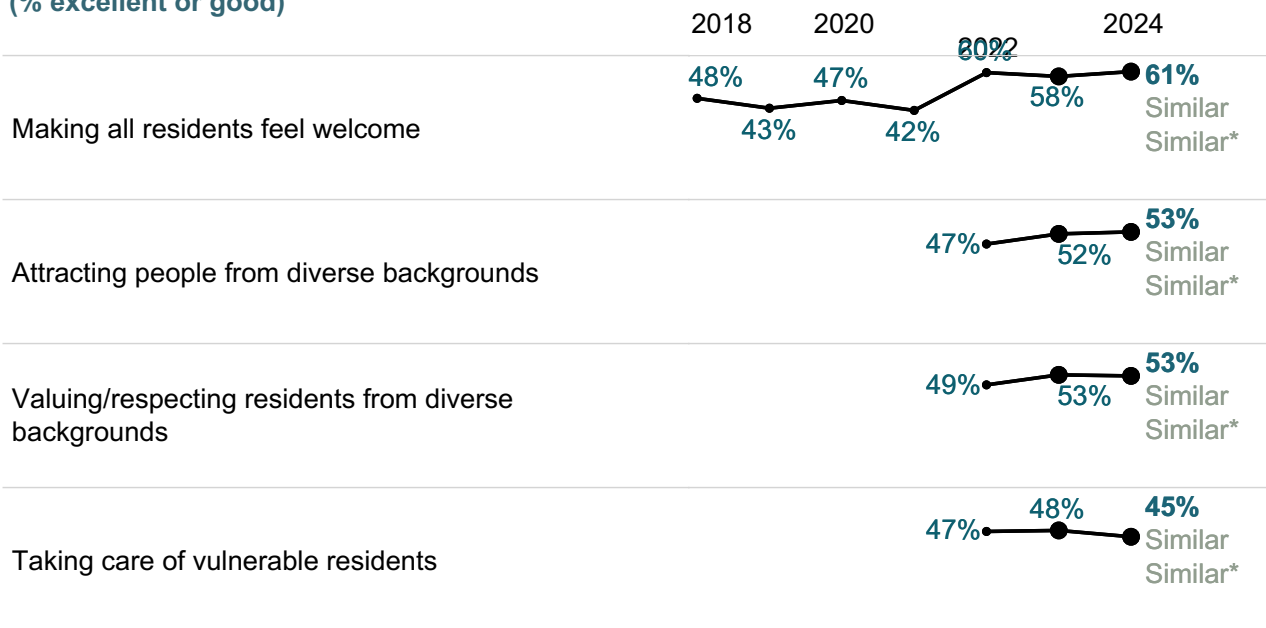
Please rate each of the following characteristics as they relate to Oshkosh as a whole. (% excellent or good)



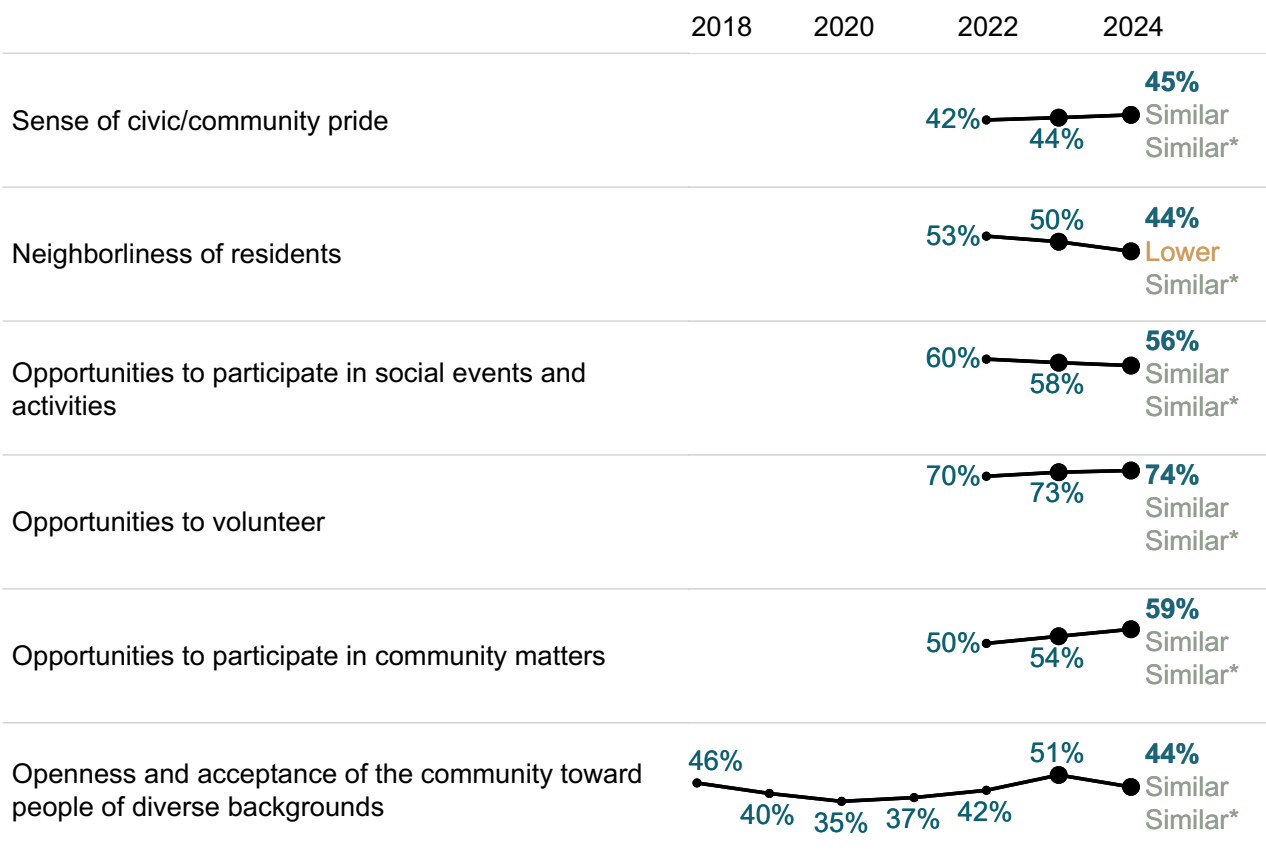
Please rate each of the following aspects of quality of life in Oshkosh. (% excellent or good)



Please rate the job you feel the Oshkosh community does at each of the following.
 (% excellent or good)



Please also rate each of the following in the Oshkosh community.
 (% excellent or good)



19. Comparison to the national benchmark is shown first, with regional benchmarks denoted with an asterisk (*). A full list of national and regional benchmarks are available at the end of the report. If no comparison is available, this is left blank.

National Benchmark Tables

This table contains the comparisons of Oshkosh's results to those from other communities. The first column shows the comparison of Oshkosh's rating to the benchmark. Oshkosh's results are noted as being "higher", "lower" or "similar" to the benchmark, meaning that the average rating given by Oshkosh residents is statistically similar to or different than the benchmark. The second column is Oshkosh's "percent positive." Most commonly, the percent positive is the combination of the top two most positive response options (i.e., excellent/good). The third column is the rank assigned to Oshkosh's rating among communities where a similar question was asked. The fourth column is the number of communities that asked a similar question. The fifth column shows the percentile for Oshkosh's result -- that is what percent of surveyed communities had a lower rating than Oshkosh.

			% positive	Rank	Number of communities	Percentile	
Community Design	Please rate each of the following aspects of quality of life in Oshkosh.	Your neighborhood as a place to live	Lower	70%	303	346	11
	Please rate each of the following characteristics as they relate to Oshkosh as a whole.	Overall design or layout of residential and commercial areas	Similar	51%	235	324	27
	Please also rate each of the following in the Oshkosh community.	Well-planned residential growth	Similar	47%	137	274	50
		Well-planned commercial growth	Similar	47%	111	273	59
		Well-designed neighborhoods	Similar	45%	182	274	33
		Preservation of the historical or cultural character of the community	Similar	63%	134	270	50
		Public places where people want to spend time	Similar	54%	224	318	29
		Variety of housing options	Similar	39%	216	331	34
		Availability of affordable quality housing	Similar	19%	216	353	38

Community Design	Please also rate each of the following in the Oshkosh community.	Overall quality of new development	Similar	49%	193	342	43
		Overall appearance	Lower	51%	284	356	18
	Please rate the quality of each of the following services in Oshkosh.	Land use, planning and zoning	Similar	36%	203	337	39
		Code enforcement	Similar	43%	202	367	43
	Please rate how important, if at all, you think it is for the Oshkosh community to focus on each of the following in the coming two years.	Overall design or layout of residential and commercial areas	Lower	57%	294	307	4
Economy	Please rate each of the following aspects of quality of life in Oshkosh.	Oshkosh as a place to work	Similar	66%	176	380	52
		Oshkosh as a place to visit	Similar	58%	211	339	37
	Please rate each of the following characteristics as they relate to Oshkosh as a whole.	Overall economic health	Lower	47%	265	333	20
	Please rate each of the following in the Oshkosh community.	Overall quality of business and service establishments	Similar	71%	168	333	49
		Variety of business and service establishments	Similar	58%	135	272	50
		Vibrancy of downtown/commercial area	Similar	48%	165	313	47
		Employment opportunities	Similar	60%	79	346	77
		Shopping opportunities	Similar	56%	155	336	53

Economy	Please rate each of the following in the Oshkosh community.	Cost of living	Similar	42%	154	323	52
	Please rate the quality of each of the following services in Oshkosh.	Economic development	Similar	46%	221	328	32
	Please rate how important, if at all, you think it is for the Oshkosh community to focus on each of the following in the coming two years.	Overall economic health	Similar	84%	268	307	12
		What impact, if any, do you think the economy will have on your family income in the next 6 months? Do you think the impact will be:	Similar	22%	124	316	61
Education, Arts, and Culture	Please rate each of the following characteristics as they relate to Oshkosh as a whole.	Overall opportunities for education, culture, and the arts	Similar	56%	207	329	37
	Please also rate each of the following in the Oshkosh community.	Opportunities to attend cultural/arts/music activities	Similar	61%	143	340	57
		Community support for the arts	Similar	58%	139	270	48
		Availability of affordable quality childcare/preschool	Similar	33%	235	326	28
		K-12 education	Lower	51%	257	336	23
		Adult educational opportunities	Similar	54%	175	320	45
		Opportunities to attend special events and festivals	Similar	65%	205	324	36
	Please rate the quality of each of the following services in Oshkosh.	Public library services	Similar	82%	220	349	36
	Please rate how important, if at all, you think it is for the Oshkosh community to focus on each of the following in the coming two years.	Overall opportunities for education, culture, and the arts	Similar	71%	189	307	38

Governance	Please rate the quality of each of the following services in Oshkosh.	Public information services	Similar	55%	266	334	19
		Overall customer service by Oshkosh employees	Similar	72%	260	382	29
	Please rate the following categories of Oshkosh government performance.	The value of services for the taxes paid to Oshkosh	Similar	38%	305	393	20
		The overall direction that Oshkosh is taking	Similar	47%	258	362	27
		The job Oshkosh government does at welcoming resident involvement	Similar	38%	294	354	16
		Overall confidence in Oshkosh government	Similar	37%	275	326	15
		Generally acting in the best interest of the community	Similar	46%	253	330	23
		Being honest	Similar	42%	258	321	19
		Being open and transparent to the public	Similar	38%	223	277	19
		Informing residents about issues facing the community	Similar	38%	221	281	21
		Treating all residents fairly	Similar	41%	248	327	24
		Treating residents with respect	Similar	49%	213	274	22
	Overall, how would you rate the quality of the services provided by each of the following?	The City of Oshkosh	Similar	62%	293	387	22

Governance	Overall, how would you rate the quality of the services provided by each of the following?	The Federal Government	Similar	25%	302	314	3
Health and Wellness	Please rate each of the following characteristics as they relate to Oshkosh as a whole.	Overall health and wellness opportunities	Similar	59%	241	326	26
		Please also rate each of the following in the Oshkosh community.	Availability of affordable quality food	Similar	51%	224	318
		Availability of affordable quality health care	Similar	51%	206	331	38
		Availability of preventive health services	Similar	57%	177	313	43
		Availability of affordable quality mental health care	Similar	40%	160	317	49
	Please rate the quality of each of the following services in Oshkosh.	Health services	Similar	62%	177	310	42
	Please rate how important, if at all, you think it is for the Oshkosh community to focus on each of the following in the coming two years.	Overall health and wellness opportunities	Similar	76%	185	307	39
	Please rate your overall health.	Similar	60%	259	313	17	
Inclusivity and Engagement	Please rate each of the following aspects of quality of life in Oshkosh.	Oshkosh as a place to raise children	Lower	62%	303	390	19
		Oshkosh as a place to retire	Lower	43%	336	385	10
		Sense of community	Lower	44%	301	351	13
	Please rate each of the following characteristics as they relate to Oshkosh as a whole.	Residents' connection and engagement with their community	Similar	41%	207	274	24

Inclusivity and Engagement

Please rate the job you feel the Oshkosh community does at each of the following.

Making all residents feel welcome	Similar	61%	194	276	30
Attracting people from diverse backgrounds	Similar	53%	163	273	40
Valuing/respecting residents from diverse backgrounds	Similar	53%	205	274	25
Taking care of vulnerable residents	Similar	45%	177	270	34

Please also rate each of the following in the Oshkosh community.

Sense of civic/community pride	Similar	45%	215	270	20
Neighborliness of residents	Lower	44%	285	319	10
Opportunities to participate in social events and activities	Similar	56%	210	329	36
Opportunities to volunteer	Similar	74%	147	324	54
Opportunities to participate in community matters	Similar	59%	215	324	33
Openness and acceptance of the community toward people of diverse backgrounds	Similar	44%	269	342	21

Please rate how important, if at all, you think it is for the Oshkosh community to focus on each of the following in the coming two years.

Residents' connection and engagement with their community	Similar	65%	236	307	23
---	---------	-----	-----	-----	----

Mobility

Please rate each of the following characteristics as they relate to Oshkosh as a whole.

Overall quality of the transportation system	Similar	52%	126	280	55
--	---------	-----	-----	-----	----

Please also rate each of the following in the Oshkosh community.

Traffic flow on major streets	Similar	61%	116	360	67
-------------------------------	---------	-----	-----	-----	----

Mobility

Please also rate each of the following in the Oshkosh community.

Ease of public parking	Similar	57%	144	313	54
Ease of travel by car	Similar	78%	116	344	66
Ease of travel by public transportation	Similar	50%	76	316	76
Ease of travel by bicycle	Similar	47%	180	344	47
Ease of walking	Similar	60%	193	348	44

Please indicate whether or not you have done each of the following in the last 12 months.

Used public transportation instead of driving	Similar	14%	170	299	43
Carpooled with other adults or children instead of driving alone	Similar	52%	70	315	78
Walked or biked instead of driving	Similar	60%	144	317	54

Please rate the quality of each of the following services in Oshkosh.

Traffic enforcement	Similar	57%	227	375	38
Traffic signal timing	Similar	54%	199	325	38
Street repair	Lower	20%	336	373	9
Street cleaning	Similar	61%	171	337	48
Street lighting	Similar	63%	167	365	52

Mobility	Please rate the quality of each of the following services in Oshkosh.	Snow removal	Similar	66%	143	291	49
		Sidewalk maintenance	Similar	55%	171	337	49
		Bus or transit services	Similar	53%	82	311	73
	Please rate how important, if at all, you think it is for the Oshkosh community to focus on each of the following in the coming two years.	Overall quality of the transportation system	Similar	65%	247	270	8
Natural Environment	Please rate each of the following characteristics as they relate to Oshkosh as a whole.	Overall quality of natural environment	Lower	59%	295	333	11
		Please also rate each of the following in the Oshkosh community.	Cleanliness	Lower	54%	269	353
		Water resources	Similar	65%	114	255	55
		Air quality	Similar	78%	189	326	42
	Please rate the quality of each of the following services in Oshkosh.	Preservation of natural areas	Similar	53%	235	319	26
		Oshkosh open space	Similar	50%	250	316	21
		Recycling	Similar	69%	197	357	44
Yard waste pick-up		Similar	66%	204	313	34	
Please rate how important, if at all, you think it is for the Oshkosh community to focus on each of the following in the coming two years.	Overall quality of natural environment	Similar	79%	224	307	27	

Parks and Recreation	Please rate each of the following characteristics as they relate to Oshkosh as a whole.	Overall quality of parks and recreation opportunities	Similar	72%	203	277	27	
	Please also rate each of the following in the Oshkosh community.	Availability of paths and walking trails	Similar	63%	212	348	38	
		Fitness opportunities	Similar	71%	183	320	42	
		Recreational opportunities	Similar	64%	219	338	35	
	Please rate the quality of each of the following services in Oshkosh.	City parks	Similar	74%	242	350	31	
		Recreation programs or classes	Similar	65%	212	341	37	
		Recreation centers or facilities	Similar	63%	206	328	37	
	Please rate how important, if at all, you think it is for the Oshkosh community to focus on each of the following in the coming two years.	Overall quality of parks and recreation opportunities	Similar	77%	178	271	34	
	Participation	Please indicate whether or not you have done each of the following in the last 12 months.	Contacted the City of Oshkosh for help or information	Similar	44%	215	352	39
			Contacted Oshkosh elected officials to express your opinion	Similar	12%	239	317	24
Attended a local public meeting			Similar	12%	294	320	8	
Watched a local public meeting			Similar	25%	136	310	56	
Volunteered your time to some group/activity			Similar	36%	117	323	64	

Participation	Please indicate whether or not you have done each of the following in the last 12 months.	Campaigned or advocated for a local issue, cause, or candidate	Similar	16%	179	313	43
		Voted in your most recent local election	Similar	68%	219	270	19
	In general, how many times do you:	Access the internet from your home	Similar	89%	230	268	14
		Access the internet from your cell phone	Similar	93%	184	270	32
		Visit social media sites	Similar	81%	92	270	66
		Use or check email	Similar	94%	226	271	16
		Share your opinions online	Similar	24%	188	269	30
		Shop online	Lower	42%	254	268	5
Quality of Life	Please rate each of the following aspects of quality of life in Oshkosh.	Oshkosh as a place to live	Lower	68%	327	386	12
		The overall quality of life	Lower	67%	325	408	17
	Please indicate how likely or unlikely you are to do each of the following.	Recommend living in Oshkosh to someone who asks	Similar	75%	255	334	23
		Remain in Oshkosh for the next five years	Similar	78%	255	338	24
	Please rate each of the following in the Oshkosh community.	Overall image or reputation	Lower	53%	299	380	18

Safety	Please rate each of the following characteristics as they relate to Oshkosh as a whole.	Overall feeling of safety	Lower	61%	295	372	19
	Please rate how safe or unsafe you feel:	In your neighborhood during the day	Similar	91%	235	351	32
		In Oshkosh's downtown/commercial area during the day	Similar	87%	207	339	38
		From property crime	Similar	71%	173	282	38
		From violent crime	Similar	76%	200	282	29
		From fire, flood, or other natural disaster	Similar	85%	102	272	62
	Please rate the quality of each of the following services in Oshkosh.	Police services	Similar	71%	287	399	25
		Crime prevention	Similar	62%	239	376	34
		Animal control	Similar	69%	173	348	49
		Ambulance or emergency medical services	Similar	81%	267	351	21
		Fire services	Similar	91%	232	370	35
		Fire prevention and education	Similar	77%	164	333	50
		Emergency preparedness	Similar	58%	262	333	20

Safety	Please rate how important, if at all, you think it is for the Oshkosh community to focus on each of the following in the coming two years.	Overall feeling of safety	Similar	83%	265	307	13
Utilities	Please rate each of the following characteristics as they relate to Oshkosh as a whole.	Overall quality of the utility infrastructure	Similar	50%	221	271	18
	Please rate the quality of each of the following services in Oshkosh.	Affordable high-speed internet access	Similar	50%	190	269	29
		Garbage collection	Similar	85%	129	353	63
		Drinking water	Similar	59%	252	336	24
		Sewer services	Similar	75%	210	333	36
		Storm water management	Similar	70%	163	353	53
		Power (electric and/or gas) utility	Similar	70%	210	293	28
		Utility billing	Similar	55%	261	312	15
Please rate how important, if at all, you think it is for the Oshkosh community to focus on each of the following in the coming two years.	Overall quality of the utility infrastructure	Similar	83%	234	270	13	

Regional Benchmark Tables

This table contains the comparisons of Oshkosh's results to communities with similar demographic breakdowns from the Upper Midwest (Illinois, Indiana, Michigan, Minnesota, Wisconsin). The first column shows the comparison of Oshkosh's rating to the benchmark. Oshkosh's results are noted as being "higher", "lower" or "similar" to the benchmark, meaning that the average rating given by Oshkosh residents is statistically similar to or different than the benchmark. The second column is Oshkosh's "percent positive." Most commonly, the percent positive is the combination of the top two most positive response options (i.e., excellent/good). The third column is the rank assigned to Oshkosh's rating among communities where a similar question was asked. The fourth column is the number of communities that asked a similar question. The fifth column shows the percentile for Oshkosh's result -- that is what percent of surveyed communities had a lower rating than Oshkosh.

Community Design			% positive	Rank	Number of communities	Percentile
Please rate each of the following aspects of quality of life in Oshkosh.	Your neighborhood as a place to live	Similar	70%	4	7	57
	Please rate each of the following characteristics as they relate to Oshkosh as a whole.	Overall design or layout of residential and commercial areas	Similar	51%	5	7
Please also rate each of the following in the Oshkosh community.	Well-planned residential growth	Similar	47%	4	7	57
	Well-planned commercial growth	Similar	47%	4	7	57
	Well-designed neighborhoods	Similar	45%	4	6	50
	Preservation of the historical or cultural character of the community	Similar	63%	3	6	66
	Public places where people want to spend time	Similar	54%	5	7	42
	Variety of housing options	Similar	39%	4	7	57
	Availability of affordable quality housing	Similar	19%	5	7	42
	Overall quality of new development	Similar	49%	4	7	57
	Overall appearance	Similar	51%	6	7	28
	Please rate the quality of each of the following services in Oshkosh.	Land use, planning and zoning	Similar	36%	4	7

Community Design	Please rate the quality of each of the following services in Oshkosh.	Code enforcement	Similar	43%	4	7	57
	Please rate how important, if at all, you think it is for the Oshkosh community to focus on each of the following in the coming two years.	Overall design or layout of residential and commercial areas	Similar	57%	5	6	33
Economy	Please rate each of the following aspects of quality of life in Oshkosh.	Oshkosh as a place to work	Similar	66%	3	7	71
		Oshkosh as a place to visit	Similar	58%	4	7	57
	Please rate each of the following characteristics as they relate to Oshkosh as a whole.	Overall economic health	Similar	47%	4	7	57
		Please rate each of the following in the Oshkosh community.	Overall quality of business and service establishments	Similar	71%	6	7
		Variety of business and service establishments	Similar	58%	6	7	28
		Vibrancy of downtown/commercial area	Similar	48%	5	7	42
		Employment opportunities	Similar	60%	3	7	71
		Shopping opportunities	Similar	56%	4	6	50
		Cost of living	Similar	42%	6	7	28
		Please rate the quality of each of the following services in Oshkosh.	Economic development	Similar	46%	4	7
	Please rate how important, if at all, you think it is for the Oshkosh community to focus on each of the following in the coming two years.	Overall economic health	Similar	84%	5	6	33
What impact, if any, do you think the economy will have on your family income in the next 6 months? Do you think the impact will be:		Similar	22%	3	6	66	
Education, Arts, and Culture	Please rate each of the following characteristics as they relate to Oshkosh as a whole.	Overall opportunities for education, culture, and the arts	Similar	56%	5	7	42
	Please also rate each of the following in the Oshkosh community.	Opportunities to attend cultural/arts/music activities	Similar	61%	5	7	42

Education, Arts, and Culture	Please also rate each of the following in the Oshkosh community.	Community support for the arts	Similar	58%	5	7	42
		Availability of affordable quality childcare/preschool	Similar	33%	5	7	42
		K-12 education	Similar	51%	5	7	42
		Adult educational opportunities	Similar	54%	6	7	28
		Opportunities to attend special events and festivals	Similar	65%	4	6	50
		Please rate the quality of each of the following services in Oshkosh.	Public library services	Similar	82%	5	6
Please rate how important, if at all, you think it is for the Oshkosh community to focus on each of the following in the coming two years.	Overall opportunities for education, culture, and the arts	Similar	71%	5	6	33	
Governance	Please rate the quality of each of the following services in Oshkosh.	Public information services	Similar	55%	6	7	28
		Overall customer service by Oshkosh employees	Similar	72%	4	7	57
Please rate the following categories of Oshkosh government performance.	The value of services for the taxes paid to Oshkosh	Similar	38%	4	7	57	
	The overall direction that Oshkosh is taking	Similar	47%	4	7	57	
	The job Oshkosh government does at welcoming resident involvement	Similar	38%	5	7	42	
	Overall confidence in Oshkosh government	Similar	37%	4	7	57	
	Generally acting in the best interest of the community	Similar	46%	4	7	57	
	Being honest	Similar	42%	5	7	42	
	Being open and transparent to the public	Similar	38%	4	6	50	

Governance	Please rate the following categories of Oshkosh government performance.	Informing residents about issues facing the community	Similar	38%	5	7	42
		Treating all residents fairly	Similar	41%	4	7	57
		Treating residents with respect	Similar	49%	4	7	57
	Overall, how would you rate the quality of the services provided by each of the following?	The City of Oshkosh	Similar	62%	5	7	42
		The Federal Government	Similar	25%	7	7	14
	Health and Wellness	Please rate each of the following characteristics as they relate to Oshkosh as a whole.	Overall health and wellness opportunities	Similar	59%	6	7
Please also rate each of the following in the Oshkosh community.		Availability of affordable quality food	Similar	51%	5	7	42
		Availability of affordable quality health care	Similar	51%	5	7	42
		Availability of preventive health services	Similar	57%	5	7	42
		Availability of affordable quality mental health care	Similar	40%	5	7	42
Please rate the quality of each of the following services in Oshkosh.		Health services	Similar	62%	5	7	42
Please rate how important, if at all, you think it is for the Oshkosh community to focus on each of the following in the coming two years.		Overall health and wellness opportunities	Similar	76%	3	6	66
		Please rate your overall health.	Similar	60%	5	6	33
Inclusivity and Engagement	Please rate each of the following aspects of quality of life in Oshkosh.	Oshkosh as a place to raise children	Similar	62%	5	7	42
		Oshkosh as a place to retire	Similar	43%	5	7	42
		Sense of community	Similar	44%	6	7	28

Inclusivity and Engagement	Please rate each of the following characteristics as they relate to Oshkosh as a whole.	Residents' connection and engagement with their community	Similar	41%	5	7	42
	Please rate the job you feel the Oshkosh community does at each of the following.	Making all residents feel welcome	Similar	61%	5	7	42
		Attracting people from diverse backgrounds	Similar	53%	6	7	28
		Valuing/respecting residents from diverse backgrounds	Similar	53%	5	7	42
		Taking care of vulnerable residents	Similar	45%	4	7	57
	Please also rate each of the following in the Oshkosh community.	Sense of civic/community pride	Similar	45%	5	7	42
		Neighborliness of residents	Similar	44%	6	7	28
		Opportunities to participate in social events and activities	Similar	56%	5	7	42
		Opportunities to volunteer	Similar	74%	5	7	42
		Opportunities to participate in community matters	Similar	59%	6	7	28
Openness and acceptance of the community toward people of diverse backgrounds		Similar	44%	6	7	28	
Please rate how important, if at all, you think it is for the Oshkosh community to focus on each of the following in the coming two years.	Residents' connection and engagement with their community	Similar	65%	4	6	50	
Mobility	Please rate each of the following characteristics as they relate to Oshkosh as a whole.	Overall quality of the transportation system	Similar	52%	5	7	42
	Please also rate each of the following in the Oshkosh community.	Traffic flow on major streets	Similar	61%	4	7	57
		Ease of public parking	Similar	57%	2	6	83
		Ease of travel by car	Similar	78%	3	7	71

Mobility	Please also rate each of the following in the Oshkosh community.	Ease of travel by public transportation	Similar	50%	3	7	71
		Ease of travel by bicycle	Similar	47%	5	7	42
		Ease of walking	Similar	60%	5	7	42
	Please indicate whether or not you have done each of the following in the last 12 months.	Used public transportation instead of driving	Lower	14%	7	7	14
		Carpooled with other adults or children instead of driving alone	Similar	52%	3	7	71
		Walked or biked instead of driving	Similar	60%	5	7	42
	Please rate the quality of each of the following services in Oshkosh.	Traffic enforcement	Similar	57%	4	7	57
		Traffic signal timing	Similar	54%	4	7	57
		Street repair	Similar	20%	6	7	28
		Street cleaning	Similar	61%	3	7	71
Street lighting		Similar	63%	4	7	57	
Snow removal		Similar	66%	3	7	71	
Sidewalk maintenance		Similar	55%	3	7	71	
Bus or transit services		Similar	53%	4	7	57	
Please rate how important, if at all, you think it is for the Oshkosh community to focus on each of the following in the coming two years.		Overall quality of the transportation system	Similar	65%	5	6	33
	Overall quality of natural environment	Similar	59%	6	7	28	
Natural Environment	Please rate each of the following characteristics as they relate to Oshkosh as a whole.						

Natural Environment	Please also rate each of the following in the Oshkosh community.	Cleanliness	Similar	54%	4	7	57
		Water resources	Similar	65%	3	6	66
		Air quality	Similar	78%	3	7	71
	Please rate the quality of each of the following services in Oshkosh.	Preservation of natural areas	Similar	53%	6	7	28
		Oshkosh open space	Similar	50%	6	7	28
		Recycling	Similar	69%	3	7	71
		Yard waste pick-up	Similar	66%	3	7	71
	Please rate how important, if at all, you think it is for the Oshkosh community to focus on each of the following in the coming two years.	Overall quality of natural environment	Similar	79%	4	6	50
Parks and Recreation	Please rate each of the following characteristics as they relate to Oshkosh as a whole.	Overall quality of parks and recreation opportunities	Similar	72%	4	6	50
	Please also rate each of the following in the Oshkosh community.	Availability of paths and walking trails	Similar	63%	6	7	28
		Fitness opportunities	Similar	71%	6	7	28
		Recreational opportunities	Similar	64%	5	7	42
Please rate the quality of each of the following services in Oshkosh.	City parks	Similar	74%	5	7	42	
	Recreation programs or classes	Similar	65%	4	6	50	
	Recreation centers or facilities	Similar	63%	4	6	50	
	Please rate how important, if at all, you think it is for the Oshkosh community to focus on each of the following in the coming two years.	Overall quality of parks and recreation opportunities	Similar	77%	3	6	66

Participation	Please indicate whether or not you have done each of the following in the last 12 months.	Contacted the City of Oshkosh for help or information	Similar	44%	5	7	42
		Contacted Oshkosh elected officials to express your opinion	Similar	12%	4	6	50
		Attended a local public meeting	Similar	12%	5	7	42
		Watched a local public meeting	Similar	25%	5	7	42
		Volunteered your time to some group/activity	Similar	36%	4	7	57
		Campaigned or advocated for a local issue, cause, or candidate	Similar	16%	4	7	57
		Voted in your most recent local election	Similar	68%	5	7	42
In general, how many times do you:	Access the internet from your home	Similar	89%	6	7	28	
	Access the internet from your cell phone	Similar	93%	5	7	42	
	Visit social media sites	Similar	81%	3	7	71	
	Use or check email	Similar	94%	6	7	28	
	Share your opinions online	Similar	24%	5	7	42	
	Shop online	Similar	42%	5	7	42	
	Quality of Life	Please rate each of the following aspects of quality of life in Oshkosh.	Oshkosh as a place to live	Similar	68%	6	7
The overall quality of life			Similar	67%	5	7	42
	Please indicate how likely or unlikely you are to do each of the following.	Recommend living in Oshkosh to someone who asks	Similar	75%	4	7	57

Quality of Life	Please indicate how likely or unlikely you are to do each of the following.	Remain in Oshkosh for the next five years	Similar	78%	4	7	57
	Please rate each of the following in the Oshkosh community.	Overall image or reputation	Similar	53%	5	7	42
Safety	Please rate each of the following characteristics as they relate to Oshkosh as a whole.	Overall feeling of safety	Similar	61%	5	7	42
	Please rate how safe or unsafe you feel:	In your neighborhood during the day	Similar	91%	3	7	71
		In Oshkosh's downtown/commercial area during the day	Similar	87%	2	7	85
		From property crime	Similar	71%	3	7	71
		From violent crime	Similar	76%	5	7	42
		From fire, flood, or other natural disaster	Similar	85%	4	7	57
	Please rate the quality of each of the following services in Oshkosh.	Police services	Similar	71%	4	7	57
		Crime prevention	Similar	62%	4	7	57
		Animal control	Similar	69%	5	7	42
		Ambulance or emergency medical services	Similar	81%	5	7	42
	Fire services	Similar	91%	4	7	57	
	Fire prevention and education	Similar	77%	2	7	85	
	Emergency preparedness	Similar	58%	4	6	50	
	Please rate how important, if at all, you think it is for the Oshkosh community to focus on each of the following in the coming two years.	Overall feeling of safety	Similar	83%	6	6	16

Utilities	Please rate each of the following characteristics as they relate to Oshkosh as a whole.	Overall quality of the utility infrastructure	Lower	50%	4	6	50
	Please rate the quality of each of the following services in Oshkosh.	Affordable high-speed internet access	Similar	50%	5	6	33
		Garbage collection	Similar	85%	1	7	100
		Drinking water	Similar	59%	4	7	57
		Sewer services	Similar	75%	4	7	57
		Storm water management	Similar	70%	4	7	57
		Power (electric and/or gas) utility	Similar	70%	3	6	66
		Utility billing	Similar	55%	4	6	50
	Please rate how important, if at all, you think it is for the Oshkosh community to focus on each of the following in the coming two years.	Overall quality of the utility infrastructure	Similar	83%	5	6	33

The City of Oshkosh 2024 Community Survey

Please complete this survey if you are the adult (age 18 or older) in the household who most recently had a birthday (the year of birth does not matter). Your responses are confidential and no identifying information will be shared.

1. Please rate each of the following aspects of quality of life in Oshkosh.

	<u>Excellent</u>	<u>Good</u>	<u>Fair</u>	<u>Poor</u>	<u>Don't know</u>
Oshkosh as a place to live.....	1	2	3	4	5
Your neighborhood as a place to live	1	2	3	4	5
Oshkosh as a place to raise children.....	1	2	3	4	5
Oshkosh as a place to work	1	2	3	4	5
Oshkosh as a place to visit.....	1	2	3	4	5
Oshkosh as a place to retire.....	1	2	3	4	5
The overall quality of life in Oshkosh.....	1	2	3	4	5
Sense of community.....	1	2	3	4	5

2. Please rate each of the following characteristics as they relate to Oshkosh as a whole.

	<u>Excellent</u>	<u>Good</u>	<u>Fair</u>	<u>Poor</u>	<u>Don't know</u>
Overall economic health of Oshkosh	1	2	3	4	5
Overall quality of the transportation system (auto, bicycle, foot, bus) in Oshkosh.....	1	2	3	4	5
Overall design or layout of Oshkosh's residential and commercial areas (e.g., homes, buildings, streets, parks, etc.)	1	2	3	4	5
Overall quality of the utility infrastructure in Oshkosh (water, sewer, storm water, electric/gas, broadband).....	1	2	3	4	5
Overall feeling of safety in Oshkosh.....	1	2	3	4	5
Overall quality of natural environment in Oshkosh.....	1	2	3	4	5
Overall quality of parks and recreation opportunities.....	1	2	3	4	5
Overall health and wellness opportunities in Oshkosh.....	1	2	3	4	5
Overall opportunities for education, culture, and the arts.....	1	2	3	4	5
Residents' connection and engagement with their community	1	2	3	4	5

3. Please indicate how likely or unlikely you are to do each of the following.

	<u>Very likely</u>	<u>Somewhat likely</u>	<u>Somewhat unlikely</u>	<u>Very unlikely</u>	<u>Don't know</u>
Recommend living in Oshkosh to someone who asks	1	2	3	4	5
Remain in Oshkosh for the next five years.....	1	2	3	4	5

4. Please rate how safe or unsafe you feel:

	<u>Very safe</u>	<u>Somewhat safe</u>	<u>Neither safe nor unsafe</u>	<u>Somewhat unsafe</u>	<u>Very unsafe</u>	<u>Don't know</u>
In your neighborhood during the day.....	1	2	3	4	5	6
In Oshkosh's downtown/commercial area during the day	1	2	3	4	5	6
From property crime.....	1	2	3	4	5	6
From violent crime.....	1	2	3	4	5	6
From fire, flood, or other natural disaster	1	2	3	4	5	6

5. Please rate the job you feel the Oshkosh community does at each of the following.

	<u>Excellent</u>	<u>Good</u>	<u>Fair</u>	<u>Poor</u>	<u>Don't know</u>
Making all residents feel welcome	1	2	3	4	5
Attracting people from diverse backgrounds.....	1	2	3	4	5
Valuing/respecting residents from diverse backgrounds.....	1	2	3	4	5
Taking care of vulnerable residents (elderly, disabled, homeless, etc.).....	1	2	3	4	5

6. Please rate each of the following in the Oshkosh community.

	<u>Excellent</u>	<u>Good</u>	<u>Fair</u>	<u>Poor</u>	<u>Don't know</u>
Overall quality of business and service establishments in Oshkosh	1	2	3	4	5
Variety of business and service establishments in Oshkosh.....	1	2	3	4	5
Vibrancy of downtown/commercial area	1	2	3	4	5
Employment opportunities	1	2	3	4	5
Shopping opportunities.....	1	2	3	4	5
Cost of living in Oshkosh.....	1	2	3	4	5
Overall image or reputation of Oshkosh.....	1	2	3	4	5

7. Please also rate each of the following in the Oshkosh community.

	<u>Excellent</u>	<u>Good</u>	<u>Fair</u>	<u>Poor</u>	<u>Don't know</u>
Traffic flow on major streets.....	1	2	3	4	5
Ease of public parking.....	1	2	3	4	5
Ease of travel by car in Oshkosh.....	1	2	3	4	5
Ease of travel by public transportation in Oshkosh.....	1	2	3	4	5
Ease of travel by bicycle in Oshkosh.....	1	2	3	4	5
Ease of walking in Oshkosh.....	1	2	3	4	5
Well-planned residential growth.....	1	2	3	4	5
Well-planned commercial growth.....	1	2	3	4	5
Well-designed neighborhoods.....	1	2	3	4	5
Preservation of the historical or cultural character of the community.....	1	2	3	4	5
Public places where people want to spend time.....	1	2	3	4	5
Variety of housing options.....	1	2	3	4	5
Availability of affordable quality housing.....	1	2	3	4	5
Overall quality of new development in Oshkosh.....	1	2	3	4	5
Overall appearance of Oshkosh.....	1	2	3	4	5
Cleanliness of Oshkosh.....	1	2	3	4	5
Water resources (beaches, lakes, ponds, riverways, etc.).....	1	2	3	4	5
Air quality.....	1	2	3	4	5
Availability of paths and walking trails.....	1	2	3	4	5
Fitness opportunities (including exercise classes and paths or trails, etc.)... ..	1	2	3	4	5
Recreational opportunities.....	1	2	3	4	5
Availability of affordable quality food.....	1	2	3	4	5
Availability of affordable quality health care.....	1	2	3	4	5
Availability of preventive health services.....	1	2	3	4	5
Availability of affordable quality mental health care.....	1	2	3	4	5
Opportunities to attend cultural/arts/music activities.....	1	2	3	4	5
Community support for the arts.....	1	2	3	4	5
Availability of affordable quality childcare/preschool.....	1	2	3	4	5
K-12 education.....	1	2	3	4	5
Adult educational opportunities.....	1	2	3	4	5
Sense of civic/community pride.....	1	2	3	4	5
Neighborliness of residents in Oshkosh.....	1	2	3	4	5
Opportunities to participate in social events and activities.....	1	2	3	4	5
Opportunities to attend special events and festivals.....	1	2	3	4	5
Opportunities to volunteer.....	1	2	3	4	5
Opportunities to participate in community matters.....	1	2	3	4	5
Openness and acceptance of the community toward people of diverse backgrounds.....	1	2	3	4	5

8. Please indicate whether or not you have done each of the following in the last 12 months.

	<u>No</u>	<u>Yes</u>
Contacted the City of Oshkosh (in-person, phone, email, or web) for help or information.....	1	2
Contacted Oshkosh elected officials (in-person, phone, email, or web) to express your opinion.....	1	2
Attended a local public meeting (of local elected officials like City Council or County Commissioners, advisory boards, town halls, HOA, neighborhood watch, etc.).....	1	2
Watched (online or on television) a local public meeting.....	1	2
Volunteered your time to some group/activity in Oshkosh.....	1	2
Campaigned or advocated for a local issue, cause, or candidate.....	1	2
Voted in your most recent local election.....	1	2
Used bus, rail, subway, or other public transportation instead of driving.....	1	2
Carpooled with other adults or children instead of driving alone.....	1	2
Walked or biked instead of driving.....	1	2

The City of Oshkosh 2024 Community Survey

9. Please rate the quality of each of the following services in Oshkosh.

	<u>Excellent</u>	<u>Good</u>	<u>Fair</u>	<u>Poor</u>	<u>Don't know</u>
Public information services.....	1	2	3	4	5
Economic development.....	1	2	3	4	5
Traffic enforcement.....	1	2	3	4	5
Traffic signal timing.....	1	2	3	4	5
Street repair.....	1	2	3	4	5
Street cleaning.....	1	2	3	4	5
Street lighting.....	1	2	3	4	5
Snow removal.....	1	2	3	4	5
Sidewalk maintenance.....	1	2	3	4	5
Bus or transit services.....	1	2	3	4	5
Land use, planning, and zoning.....	1	2	3	4	5
Code enforcement (weeds, abandoned buildings, etc.).....	1	2	3	4	5
Affordable high-speed internet access.....	1	2	3	4	5
Garbage collection.....	1	2	3	4	5
Drinking water.....	1	2	3	4	5
Sewer services.....	1	2	3	4	5
Storm water management (storm drainage, dams, levees, etc.).....	1	2	3	4	5
Power (electric and/or gas) utility.....	1	2	3	4	5
Utility billing.....	1	2	3	4	5
Police services.....	1	2	3	4	5
Crime prevention.....	1	2	3	4	5
Animal control.....	1	2	3	4	5
Ambulance or emergency medical services.....	1	2	3	4	5
Fire services.....	1	2	3	4	5
Fire prevention and education.....	1	2	3	4	5
Emergency preparedness (services that prepare the community for natural disasters or other emergency situations).....	1	2	3	4	5
Preservation of natural areas (open space, farmlands, and greenbelts).....	1	2	3	4	5
Oshkosh open space.....	1	2	3	4	5
Recycling.....	1	2	3	4	5
Yard waste pick-up.....	1	2	3	4	5
City parks.....	1	2	3	4	5
Recreation programs or classes.....	1	2	3	4	5
Recreation centers or facilities.....	1	2	3	4	5
Health services.....	1	2	3	4	5
Public library services.....	1	2	3	4	5
Overall customer service by Oshkosh employees (police, receptionists, planners, etc.).....	1	2	3	4	5

10. Please rate the following categories of Oshkosh government performance.

	<u>Excellent</u>	<u>Good</u>	<u>Fair</u>	<u>Poor</u>	<u>Don't know</u>
The value of services for the taxes paid to Oshkosh.....	1	2	3	4	5
The overall direction that Oshkosh is taking.....	1	2	3	4	5
The job Oshkosh government does at welcoming resident involvement.....	1	2	3	4	5
Overall confidence in Oshkosh government.....	1	2	3	4	5
Generally acting in the best interest of the community.....	1	2	3	4	5
Being honest.....	1	2	3	4	5
Being open and transparent to the public.....	1	2	3	4	5
Informing residents about issues facing the community.....	1	2	3	4	5
Treating all residents fairly.....	1	2	3	4	5
Treating residents with respect.....	1	2	3	4	5

11. Overall, how would you rate the quality of the services provided by each of the following?

	<u>Excellent</u>	<u>Good</u>	<u>Fair</u>	<u>Poor</u>	<u>Don't know</u>
The City of Oshkosh.....	1	2	3	4	5
The Federal Government.....	1	2	3	4	5

12. Please rate how important, if at all, you think it is for the Oshkosh community to focus on each of the following in the coming two years.

	<u>Essential</u>	<u>Very important</u>	<u>Somewhat important</u>	<u>Not at all important</u>
Overall economic health of Oshkosh	1	2	3	4
Overall quality of the transportation system (auto, bicycle, foot, bus) in Oshkosh	1	2	3	4
Overall design or layout of Oshkosh’s residential and commercial areas (e.g., homes, buildings, streets, parks, etc.)	1	2	3	4
Overall quality of the utility infrastructure in Oshkosh (water, sewer, storm water, electric/gas, broadband).....	1	2	3	4
Overall feeling of safety in Oshkosh.....	1	2	3	4
Overall quality of natural environment in Oshkosh.....	1	2	3	4
Overall quality of parks and recreation opportunities	1	2	3	4
Overall health and wellness opportunities in Oshkosh.....	1	2	3	4
Overall opportunities for education, culture, and the arts.....	1	2	3	4
Residents’ connection and engagement with their community	1	2	3	4

The City of Oshkosh 2024 Community Survey

Our last questions are about you and your household.
Again, all of your responses to this survey are confidential and no identifying information will be shared.

D1. In general, how many times do you:	Several <u>times a day</u>	Once <u>a day</u>	A few times <u>a week</u>	Every <u>few weeks</u>	Less often <u>or never</u>	Don't <u>know</u>
Access the internet from your home using a computer, laptop, or tablet computer	1	2	3	4	5	6
Access the internet from your cell phone	1	2	3	4	5	6
Visit social media sites such as Facebook, Twitter, Nextdoor, etc.	1	2	3	4	5	6
Use or check email.....	1	2	3	4	5	6
Share your opinions online.....	1	2	3	4	5	6
Shop online	1	2	3	4	5	6

D2. Please rate your overall health.

- Excellent Very good Good Fair Poor

D3. What impact, if any, do you think the economy will have on your family income in the next 6 months? Do you think the impact will be:

- Very positive Somewhat positive Neutral Somewhat negative Very negative

D4. How many years have you lived in Oshkosh?

- Less than 2 years
 2-5 years
 6-10 years
 11-20 years
 More than 20 years

D5. Which best describes the building you live in?

- Single-family detached home
 Townhouse or duplex (may share walls but no units above or below you)
 Condominium or apartment (have units above or below you)
 Mobile home
 Other

D6. Do you rent or own your home?

- Rent
 Own

D7. About how much is your monthly housing cost for the place you live (including rent, mortgage payment, property tax, property insurance, and homeowners' association (HOA) fees)?

- Less than \$300 \$2,500 to \$3,999
 \$300 to \$599 \$4,000 to \$6,999
 \$600 to \$999 \$7,000 to \$9,999
 \$1,000 to \$1,499 \$10,000 or more
 \$1,500 to \$2,499

D8. Do any children 17 or under live in your household?

- No Yes

D9. Are you or any other members of your household aged 65 or older?

- No Yes

D10. How much do you anticipate your household's total income before taxes will be for the current year? (Please include in your total income money from all sources for all persons living in your household.)

- Less than \$25,000 \$100,000 to \$149,999
 \$25,000 to \$49,999 \$150,000 to \$199,999
 \$50,000 to \$74,999 \$200,000 to \$299,999
 \$75,000 to \$99,999 \$300,000 or more

D11. Are you of Hispanic, Latino/a/x, or Spanish origin?

- No Yes

D12. What is your race? (Mark one or more races to indicate what race you consider yourself to be.)

- American Indian or Alaskan Native
 Asian
 Black or African American
 Native Hawaiian or Other Pacific Islander
 White
 A race not listed

D13. In which category is your age?

- 18-24 years 55-64 years
 25-34 years 65-74 years
 35-44 years 75 years or older
 45-54 years

D14. What is your gender?

- Woman
 Man
 Identify in another way → go to D14a

D14a. If you identify in another way, how would you describe your gender?

- Agender/I don't identify with any gender
 Genderqueer/gender fluid
 Non-binary
 Transgender man
 Transgender woman
 Two-spirit
 Identify in another way

Thank you!

Please return the completed survey in the postage-paid envelope to:
National Research Center, Inc., PO Box 549, Belle Mead, NJ 08502