

Oshkosh, WI

The National Community Survey

Report of Results
2023

Report by:



Visit us online!
www.polco.us



National Research Center at Polco is a charter member of the AAPOR Transparency Initiative, providing clear disclosure of our sound and ethical survey research practices.

About The NCS™

The National Community Survey™ (The NCS™) report is about the “livability” of Oshkosh. A livable community is a place that is not simply habitable, but that is desirable. It is not only where people do live, but where they want to live. The survey was developed by the experts from National Research Center at Polco.

Great communities are partnerships of the government, private sector, community-based organizations and residents, all geographically connected. The NCS captures residents’ opinions considering ten central facets of a community:

- Economy
- Mobility
- Community Design
- Utilities
- Safety
- Natural Environment
- Parks and Recreation
- Health and Wellness
- Education, Arts, and Culture
- Inclusivity and Engagement

The report provides the opinions of a representative sample of 457 residents of the City of Oshkosh collected from April 7th, 2023 to May 19th, 2023. The margin of error around any reported percentage is 4.6% for all respondents and the response rate for the 2023 survey was 17%. Survey results were weighted so that the demographic profile of respondents was representative of the demographic profile of adults in Oshkosh.

How the results are reported

For the most part, the percentages presented in the following tabs represent the “percent positive.” Most commonly, the percent positive is the combination of the top two most positive response options (i.e., excellent/good, very safe/somewhat safe, etc.). On many of the questions in the survey respondents may answer “don’t know.” The proportion of respondents giving this reply is shown in the full set of responses included in the tab “Complete data.” However, these responses have been removed from the analyses presented in most of the tabs. In other words, the tables and graphs display the responses from respondents who had an opinion about a specific item.

Comparisons to benchmarks

NRC’s database of comparative resident opinion is comprised of resident perspectives gathered in surveys from over 600 communities whose residents evaluated the same kinds of topics on The National Community Survey. The comparison evaluations are from the most recent survey completed in each community in the last five years. NRC adds the latest results quickly upon survey completion, keeping the benchmark data fresh and relevant. The communities in the database represent a wide geographic and population range. In each tab, Oshkosh’s results are noted as being “higher” than the benchmark, “lower” than the benchmark, or “similar” to the benchmark, meaning that the average rating given by Oshkosh residents is statistically similar to or different (greater or lesser) than the benchmark. Being rated as “higher” or “lower” than the benchmark means that Oshkosh’s average rating for a particular item was more than 10 points different than the benchmark. If a rating was “much higher” or “much lower,” then Oshkosh’s average rating was more than 20 points different when compared to the benchmark.

The survey was administered during the COVID-19 pandemic, a time of challenge for many local governments. While we provide comparisons to national benchmarks, it is important to note that much of the benchmark data was collected prior to the pandemic. This may impact how your City’s 2023 ratings compare to other communities’ ratings from the past five years.



Trends over time

Trend data for Oshkosh represent important comparison data and should be examined for improvements or declines*. Deviations from stable trends over time represent opportunities for understanding how local policies, programs, or public information may have affected residents' opinions. Changes between survey years have been noted with an arrow and the percent difference. If the difference is greater than seven percentage points between the 2022 and 2023 surveys, the change is statistically significant.

* In 2020, The NCS survey was updated to include new and refreshed items. Consequently, some of the trends may be impacted due to wording modifications that could have potentially altered the meaning of the item for the respondent.

Methods

Selecting survey recipients

All households within the City of Oshkosh were eligible to participate in the survey. A list of all households within the zip codes serving Oshkosh was purchased from Go-Dog Direct based on updated listings from the United States Postal Service. Since some of the zip codes that serve the City of Oshkosh households may also serve addresses that lie outside of the community, the exact geographic location of each housing unit was compared to community boundaries using the most current municipal boundary file. Addresses located outside of the City of Oshkosh boundaries were removed from the list of potential households to survey. From that list, addresses were randomly selected as survey recipients, with multi-family housing units (defined as those with a unit number) sampled at a rate of 5:3 compared to single family housing units.

An individual within each household was selected using the birthday method. The birthday method selects a person within the household by asking the “person whose birthday has most recently passed” to complete the questionnaire. The underlying assumption in this method is that day of birth has no relationship to the way people respond to surveys. This instruction was contained in the introduction of the survey.

Conducting the survey

The 2,800 randomly selected households received mailings beginning on April 7th, 2023 and the survey remained open for 6 weeks. The first mailing was a postcard inviting the household to participate in the survey. The next mailing contained a cover letter with instructions, the survey questionnaire, and a postage-paid return envelope. All mailings included a web link to give residents the opportunity to respond to the survey online. All follow-up mailings asked those who had not completed the survey to do so and those who had already done so to refrain from completing the survey again.

About 5% of the 2,800 mailed invitations or surveys were returned because the household address was vacant or the postal service was unable to deliver the survey as addressed. Of the remaining 2,653 households that received the invitations to participate, 457 completed the survey, providing an overall response rate of 17%. The response rate was calculated using AAPOR’s response rate #2* for mailed surveys of unnamed persons.

It is customary to describe the precision of estimates made from surveys by a “level of confidence” and accompanying “confidence interval” (or margin of error). A traditional level of confidence, and the one used here, is 95%. The 95% confidence interval can be any size and quantifies the sampling error or imprecision of the survey results because some residents’ opinions are relied on to estimate all residents’ opinions. The margin of error for the City of Oshkosh survey is no greater than plus or minus five percentage points around any given percent reported for all respondents (457 completed surveys).

In addition to the randomly selected “probability sample” of households, a link to an online open participation survey was publicized by the City of Oshkosh. The open participation survey was identical to the probability sample survey with two small updates; it included a map at the beginning asking where the respondent lives and a question about where they heard about the survey. The open participation survey was open to all city residents and became available on May 4th, 2023. The survey remained open for 2 weeks. The data presented in the following tabs exclude the open participation survey data, but a tab at the end provides the complete frequency of responses to questions by the open participation respondents.

Analyzing the data

Responses from mailed surveys were entered into an electronic dataset using a “key and verify” method, where all responses are entered twice and compared to each other. Any discrepancies were resolved in comparison to the original survey form. Range checks as well as other forms of quality control were also performed. Responses from surveys completed on Polco were downloaded and merged with the mailed survey responses.

The demographics of the survey respondents were compared to those found in the 2020 Census and 2022 American Community Survey estimates for adults in the City of Oshkosh. The primary objective of weighting survey data is to make the survey respondents reflective of the larger population of the community. The characteristics used for weighting were age, sex, race, Hispanic origin, housing type, and housing tenure, area. No adjustments were made for design effects. Weights were calculated using an iterative, multiplicative raking model known as the ANES Weighting Algorithm.* The results of the weighting scheme for the probability sample are presented in the following table.

NRC aligns demographic labels with those used by the U.S. Census for reporting purposes, when possible. Some categories (e.g., age, race/Hispanic origin, housing type, and length of residency) are combined into smaller subgroups.

		Unweighted	Weighted	Target*
Age	18-34	11%	40%	40%
	35-54	21%	28%	28%
	55+	68%	32%	32%
Hispanic origin	No, not of Hispanic, Latino/a/x, or Spanish ..	98%	95%	96%
	Yes, I consider myself to be of Hispanic, La..	2%	5%	4%
Housing tenure	Own	72%	55%	55%
	Rent	28%	45%	45%
Housing type	Attached	36%	43%	43%
	Detached	64%	57%	57%
Race & Hispanic origin	Not white alone	5%	14%	14%
	White alone, not Hispanic or Latino	95%	86%	86%
Sex	Man	44%	51%	51%
	Woman	56%	49%	49%
Sex/age	Man 18-34	5%	21%	21%
	Man 35-54	10%	15%	15%
	Man 55+	29%	15%	15%
	Woman 18-34	6%	19%	19%
	Woman 35-54	11%	13%	13%
	Woman 55+	39%	17%	17%

The survey datasets were analyzed using all or some of a combination of the Statistical Package for the Social Sciences (SPSS), R, Python and Tableau. For the most part, the percentages presented in the reports represent the “percent positive.” The percent positive is the combination of the top two most positive response options (i.e., excellent/good, very safe/somewhat safe, essential/very important, etc.), or, in the case of resident behaviors/participation, the percent positive represents the proportion of respondents indicating “yes” or participating in an activity at least once a month.

On many of the questions in the survey respondents may answer “don’t know.” The proportion of respondents giving this reply is shown in the full set of responses included in the tab “Complete data”. However, these responses have been removed from the analyses presented in the reports. In other words, the tables and graphs display the responses from respondents who had an opinion about a specific item.

Contact

The City of Oshkosh funded this research. Please contact Jake Timm of the City of Oshkosh at jtimm@ci.oshkosh.wi.us if you have any questions about the survey.

Survey Validity

See the Polco Knowledge Base article on survey validity at <https://info.polco.us/knowledge/statistical-vali>

* See AAPOR’s Standard Definitions for more information at

<https://www.aapor.org/Publications-Media/AAPOR-Journals/Standard-Definitions.aspx>

* Pasek, J. (2010). ANES Weighting Algorithm. Retrieved from

<https://web.stanford.edu/group/iriss/cgi-bin/anesrake/resources/RakingDescription.pdf>

* Targets come from the 2010 Census and 2021 American Community Survey

Key Findings

Residents praise the ease of travel in Oshkosh and recognize street repair as an area of opportunity.

Two-thirds of respondents were pleased with the ease of walking in the city, and at least half felt favorably about the ease of travel by bicycle, ease of public parking, and traffic flow on major streets. Almost half of the residents praised the ease of travel by public transportation; not only did this score improve from the 2022 survey, but it was also higher than the national average. Ratings for ease of travel by car (78% excellent or good) and snow removal services (64%) also improved from the previous year and were consistent with comparison communities. When asked about travel habits within the past 12 months, about 6 in 10 reported they had walked or biked instead of driving. More than half of the respondents said that they carpooled with other adults or children instead of driving alone, an evaluation that was on the rise from the previous survey.

While about 6 in 10 survey participants positively rated street cleaning, street lighting, and sidewalk maintenance, fewer than 2 in 10 respondents approved of street repair. This latter rating was lower than the national average and presents a potential area of improvement. Ratings for the overall quality of the transportation system also saw a decline of 11 percentage points (from 55% excellent or good in 2022 to 44% in 2023). While results in this facet were generally positive, continuing to monitor trends in this area will help determine how best to focus efforts in the coming years.

Residents identify room for improvement within educational opportunities in Oshkosh.

About 6 in 10 approved of the overall opportunities for education, culture, and arts in Oshkosh; while this assessment was on par with the nation, it trended down by ten percentage points from the 2022 survey. Similarly, residents offered less favorable reviews this year for adult education opportunities (52% excellent or good) and opportunities to attend special events and festivals (62%). K-12 education (49%) and the availability of affordable quality childcare/preschool (28%) also experienced significant declines, scoring lower than other communities across the nation.

Despite these downward trends, other aspects of this facet remained strong. Public library services received high marks from over 8 in 10 community members. About 6 in 10 residents positively rated the opportunities to attend cultural/arts/music activities and the community's support for the arts. These reviews held steady since the prior survey and were consistent with the national benchmarks.

Oshkosh's natural environment continues to be a challenge for the City.

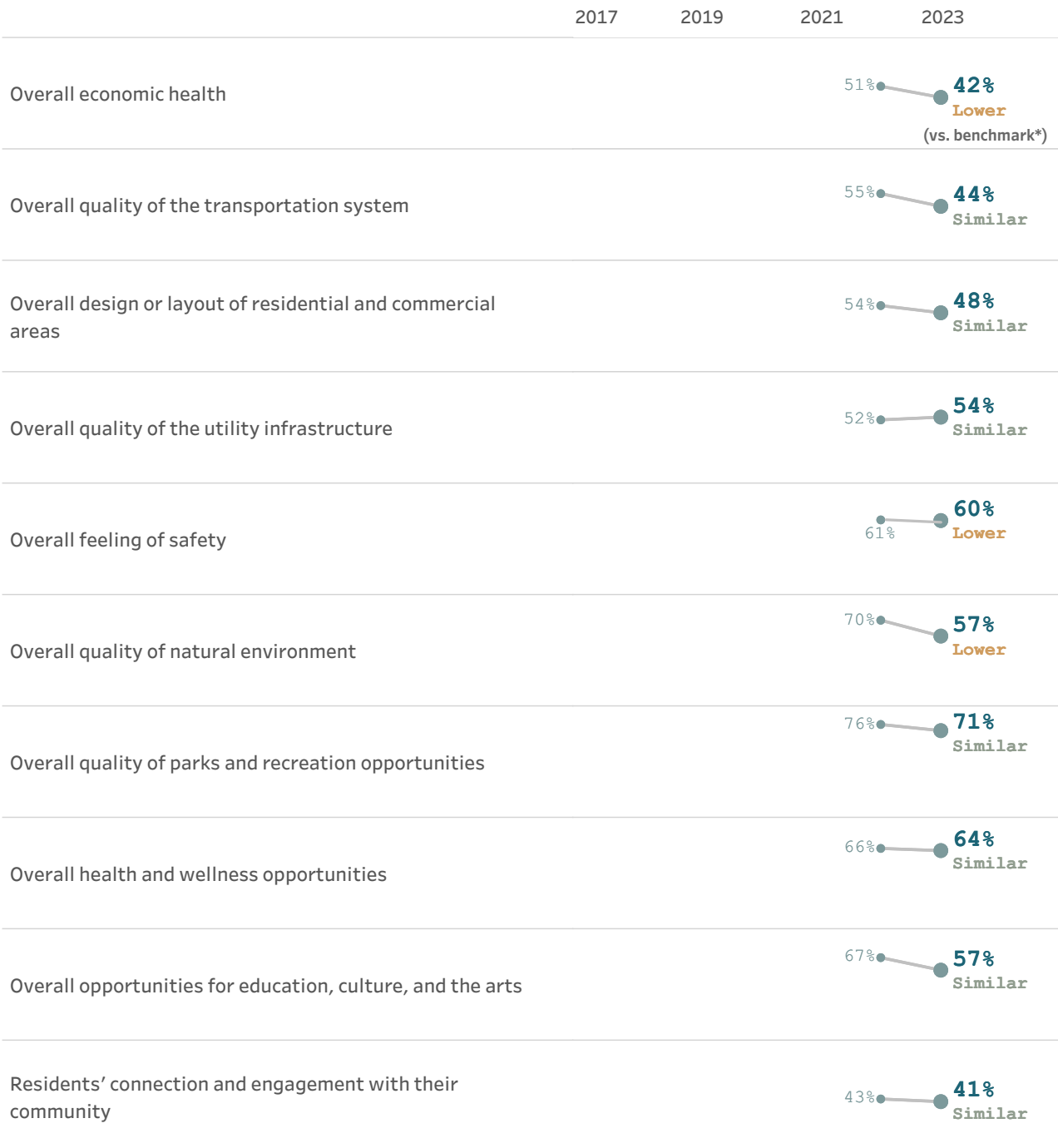
Residents' evaluations of Oshkosh's natural environment tended to be similar to prior survey results, with a few fluctuations. About 8 in 10 residents praised the air quality in the city, which remained stable and in line with national benchmark comparisons. Reviews for recycling services (69% excellent or good) and water resources (64%) also held steady since 2022 and were on par with peer communities. However, scores for the overall quality of the natural environment in the city declined by 13 percentage points (from 70% to 57%) and were lower than the comparison communities. The ratings for cleanliness, Oshkosh's open space, and preservation of natural areas all received positive reviews from about half of residents, also below national averages, suggesting an opportunity for growth in these areas.

Facets of livability

Resident perceptions of quality and importance for each of the facets of community livability provide an overview of community strengths and challenges that are useful for planning, budgeting and performance evaluation.

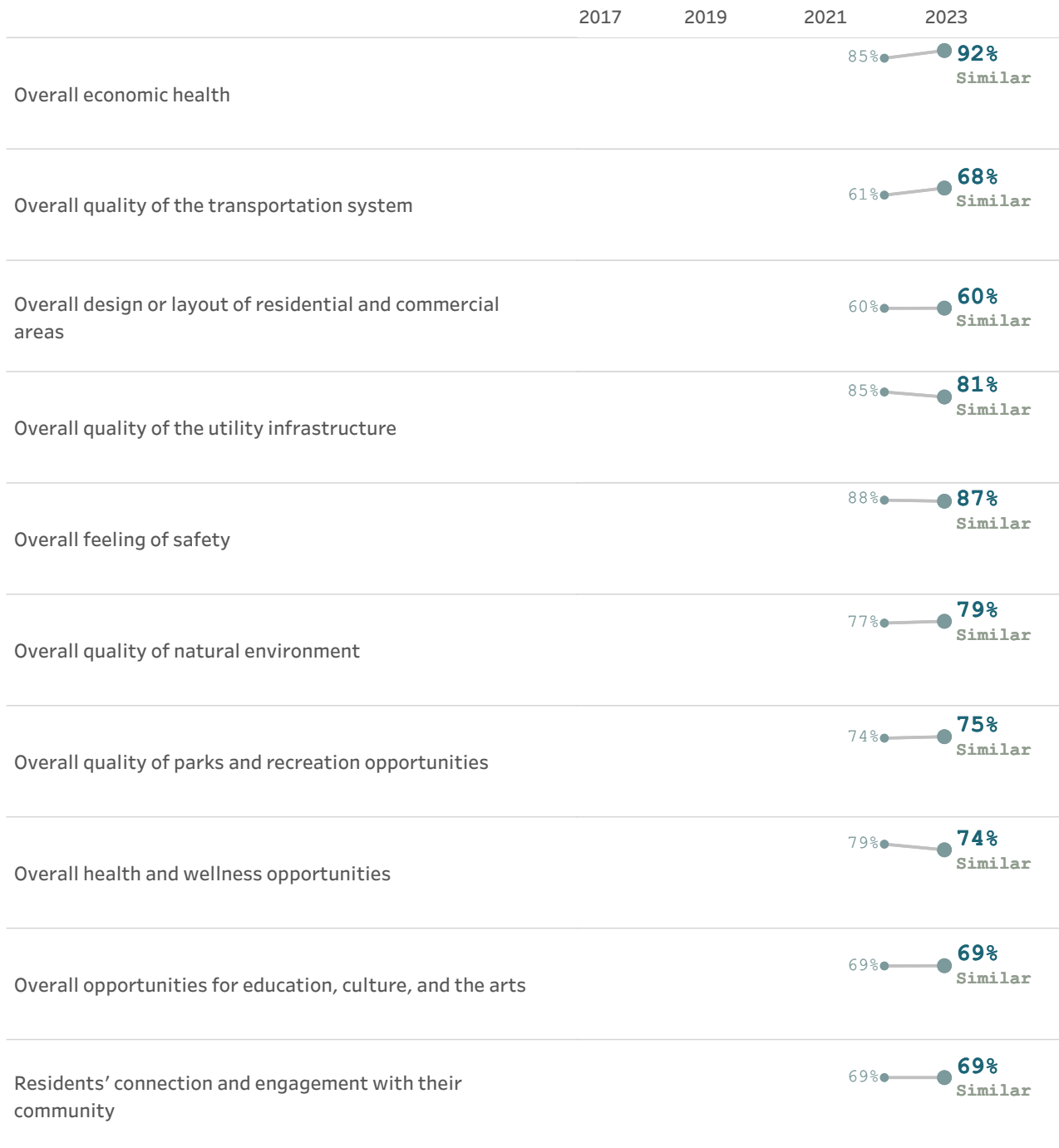
The charts below show the proportion of residents who rated the community facets positively for quality and the priority (importance) placed on each. Also displayed is whether local ratings were lower, similar, or higher than communities across the country (the national benchmark).

Please rate each of the following characteristics as they relate to Oshkosh as a whole.
(% excellent or good)



Please rate how important, if at all, you think it is for the Oshkosh community to focus on each of the following in the coming two years.

(% essential or very important)



* Comparison to the national benchmark is shown. If no comparison is available, this is left blank.

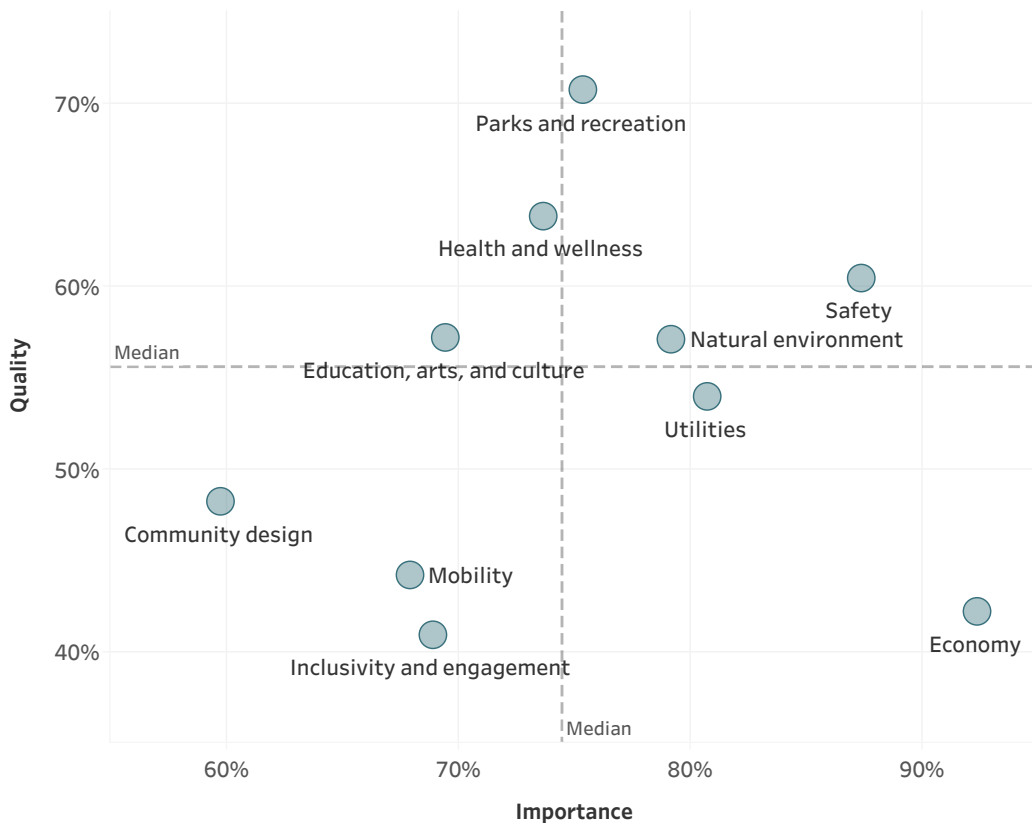
Balancing performance and importance

Every jurisdiction must balance limited resources while meeting resident needs and striving to optimize community livability. To this end, it is helpful to know what aspects of the community are most important to residents and which they perceive as being of higher or lower quality. It is especially helpful to know when a facet of livability is considered of high importance but rated as lower quality, as this should be a top priority to address.

To help guide City staff and officials with decisions on future resource allocation, resident ratings of the importance of services were compared to their ratings of the quality of these services. To identify the services perceived by residents to have relatively lower quality at the same time as relatively higher importance, all services were ranked from highest perceived quality to lowest perceived quality and from highest perceived importance to lowest perceived importance. Some services were in the top half of both lists (higher quality and higher importance); some were in the top half of one list but the bottom half of the other (higher quality and lower importance or lower quality and higher importance); and some services were in the bottom half of both lists.

Services receiving quality ratings of excellent or good by 56% or more of respondents were considered of “higher quality” and those with ratings lower than 56% were considered to be of “lower quality.” Services were classified as “more important” if they were rated as essential or very important by 74% or more of respondents. Services were rated as “less important” if they received a rating of less than 74%. This classification uses the median ratings for quality and importance to divide the services in half.

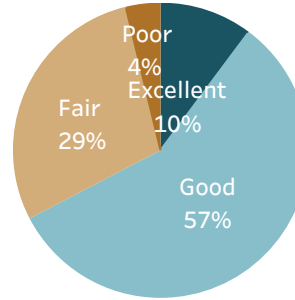
The quadrants in the figure below show which community facets were given higher or lower importance ratings (right-left) and which had higher or lower quality ratings (up-down). Facets of livability falling closer to a diagonal line from the lower left to the upper right are those where performance ratings are more commensurate with resident priorities. Facets scoring closest to the lower right hand corner of the matrix (higher in importance and lower in quality) are those that may warrant further investigation to see if changes to their delivery are necessary to improve their performance. This is the key part of this chart on which to focus. Facets falling in the top left hand corner of the chart (lower in importance but higher in quality) are areas where performance may outscore resident priorities, and may be a consideration for lower resource allocation.



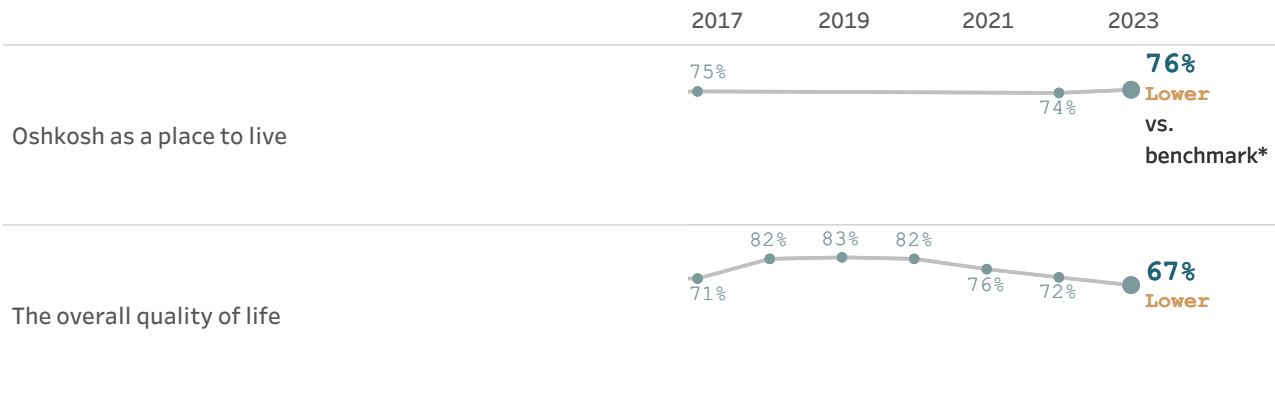
Quality of life

Measuring community livability starts with assessing the quality of life of those who live there, and ensuring that the community is attractive, accessible, and welcoming to all.

The overall quality of life in Oshkosh, 2023




Please rate each of the following aspects of quality of life in Oshkosh. (% excellent or good)



Please indicate how likely or unlikely you are to do each of the following. (% very or somewhat likely)



Please rate each of the following in the Oshkosh community. (% excellent or good)

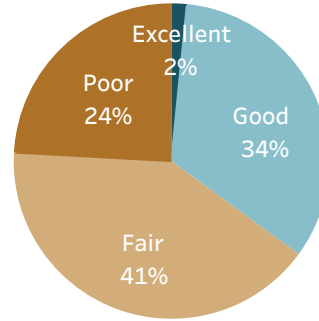


* Comparison to the national benchmark is shown. If no comparison is available, this is left blank.

Governance

Strong local governments produce results that meet the needs of residents while making the best use of available resources, and are responsive to the present and future needs of the community as a whole.

Overall confidence in Oshkosh government, 2023



Please rate the quality of each of the following services in Oshkosh. Keep in mind that the city may not provide some of these services.

(% excellent or good)



Please rate the following categories of Oshkosh government performance. (% excellent or good)



Being open and transparent to the public



Informing residents about issues facing the community



Treating all residents fairly



Treating residents with respect



Overall, how would you rate the quality of the services provided by each of the following?
(% excellent or good)

2017 2019 2021 2023

The City of Oshkosh



The Federal Government

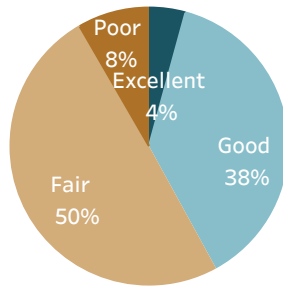


* Comparison to the national benchmark is shown. If no comparison is available, this is left blank.

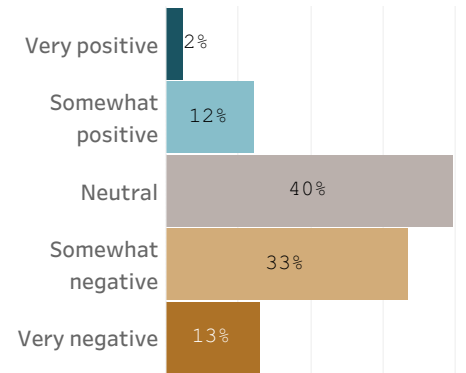
Economy

Local governments work together with private and nonprofit businesses, and with the community at large, to foster sustainable growth, create jobs, and promote a thriving local economy.


Overall economic health of Oshkosh, 2023



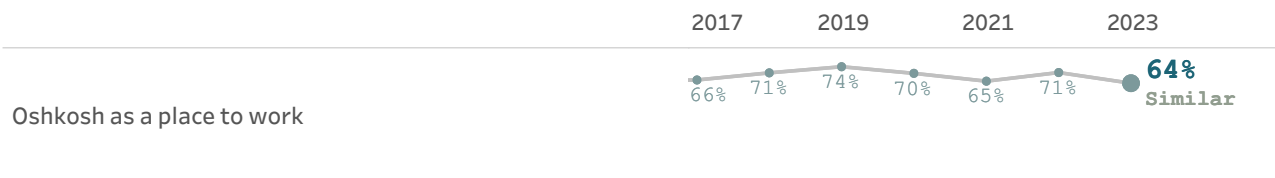
What impact, if any, do you think the economy will have on your family income in the next 6 months? Do you think the impact will be:



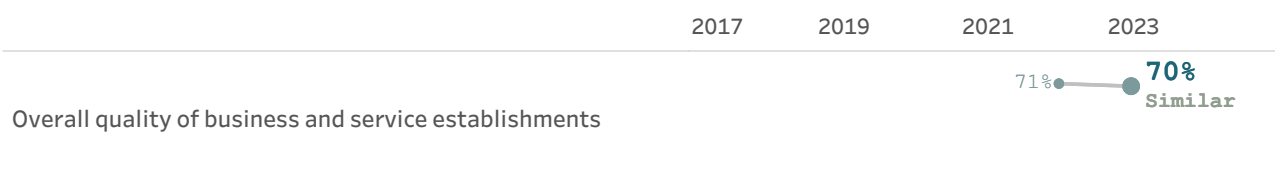
Please rate each of the following characteristics as they relate to Oshkosh as a whole. (% excellent or good)




Please rate each of the following aspects of quality of life in Oshkosh. (% excellent or good)




Please rate each of the following in the Oshkosh community. (% excellent or good)





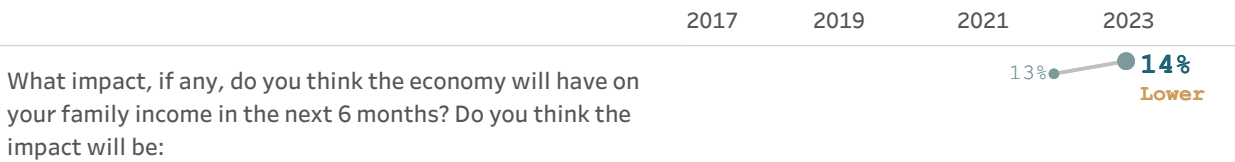
Please rate the quality of each of the following services in Oshkosh. Keep in mind that the city may not provide some of these services.

(% excellent or good)



What impact, if any, do you think the economy will have on your family income in the next 6 months? Do you think the impact will be:

(% very or somewhat positive)

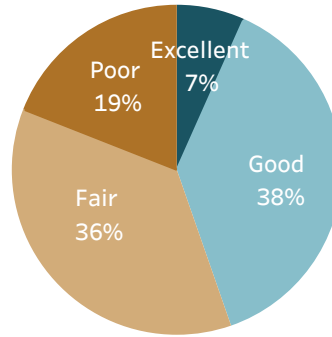


* Comparison to the national benchmark is shown. If no comparison is available, this is left blank.


Mobility

The ease with which residents can move about their communities, whether for commuting, leisure, or recreation, plays a major role in the quality of life for all who live, work, and play in the community.

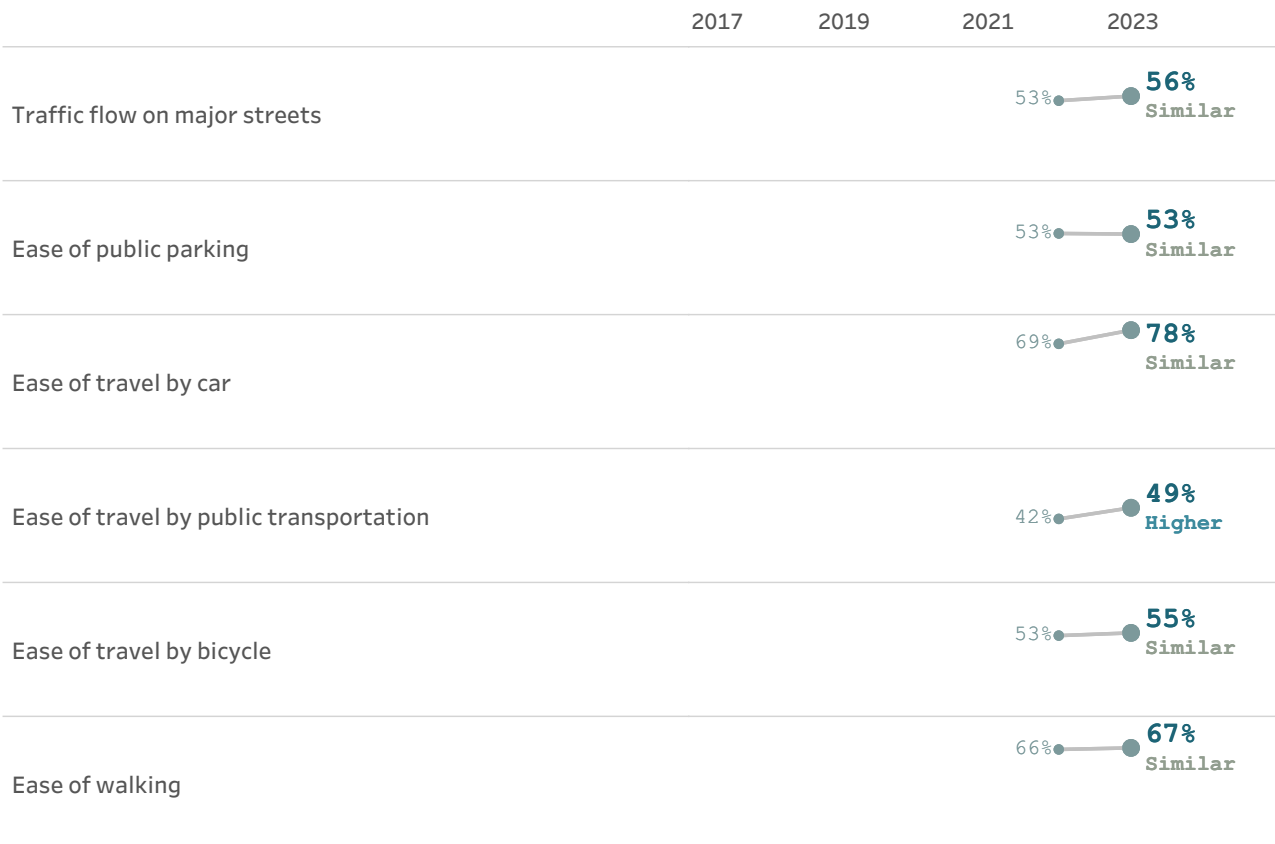
Overall quality of the transportation system in Oshkosh, 2023



Please rate each of the following characteristics as they relate to Oshkosh as a whole.
(% excellent or good)

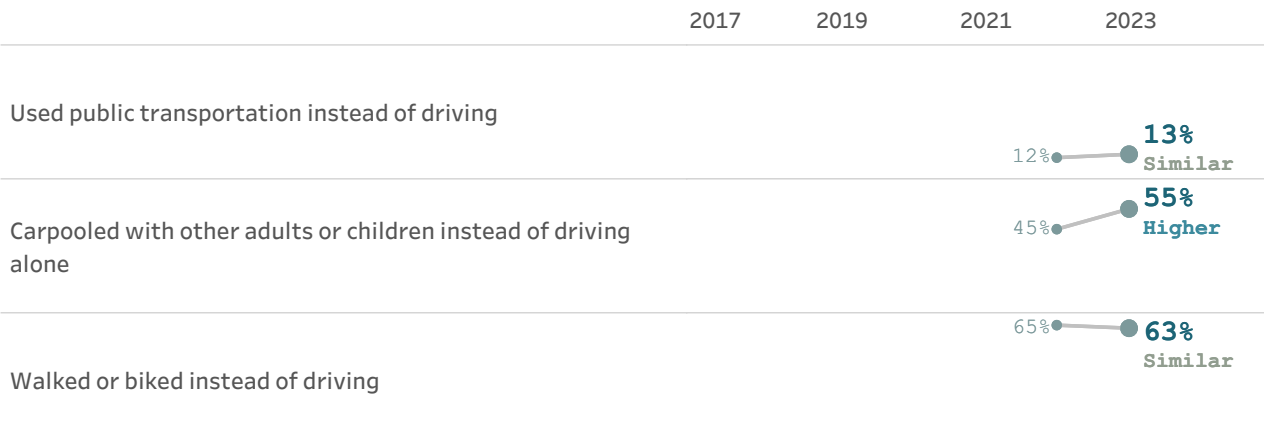


Please also rate each of the following in the Oshkosh community.
(% excellent or good)



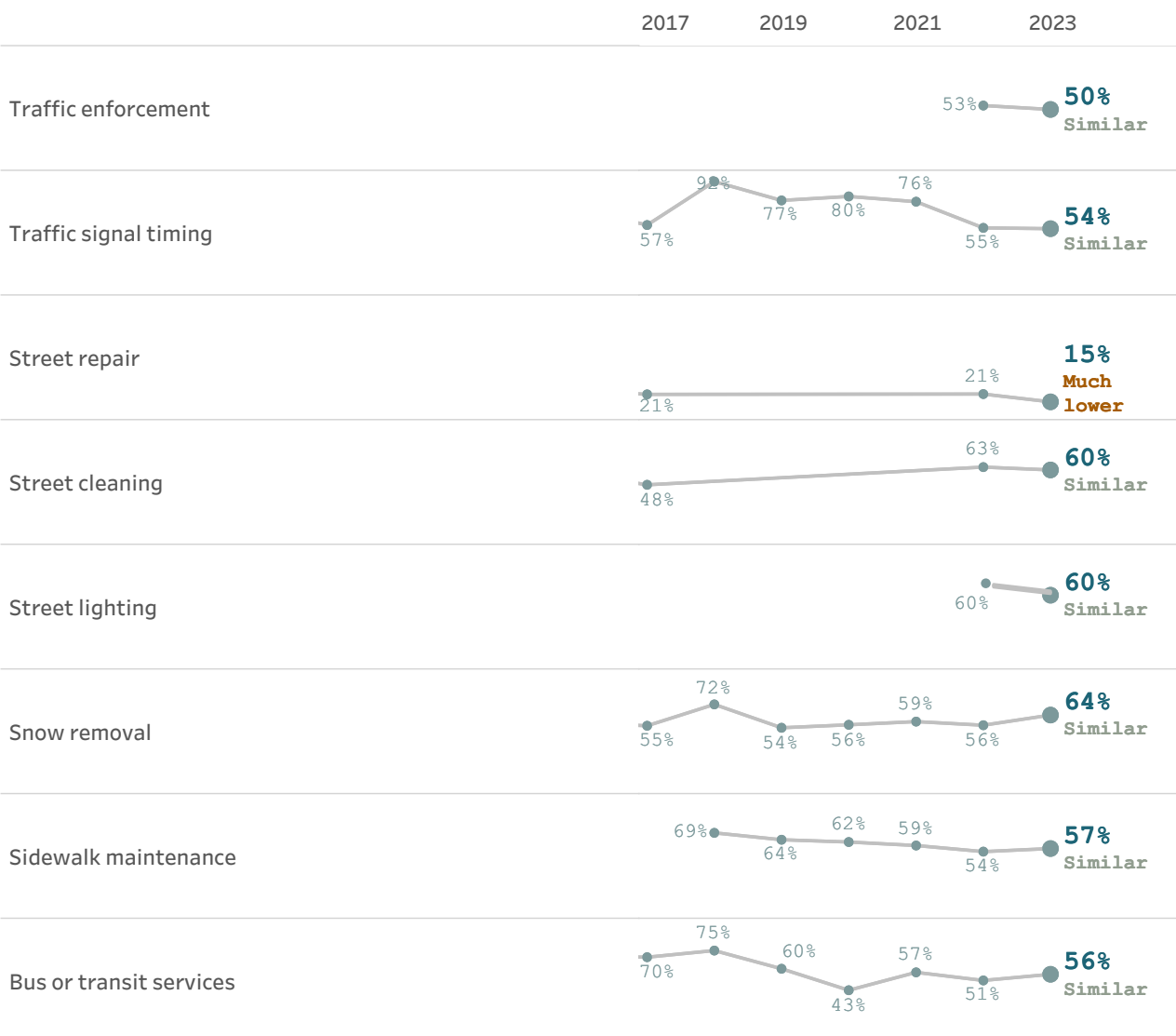
Please indicate whether or not you have done each of the following in the last 12 months.

(% yes)



Please rate the quality of each of the following services in Oshkosh. Keep in mind that the city may not provide some of these services.

(% excellent or good)

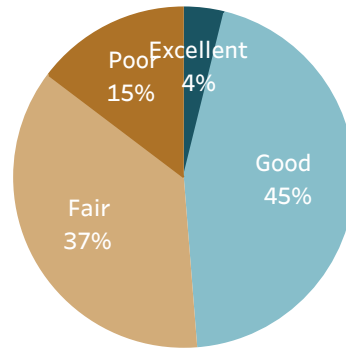


* Comparison to the national benchmark is shown. If no comparison is available, this is left blank.

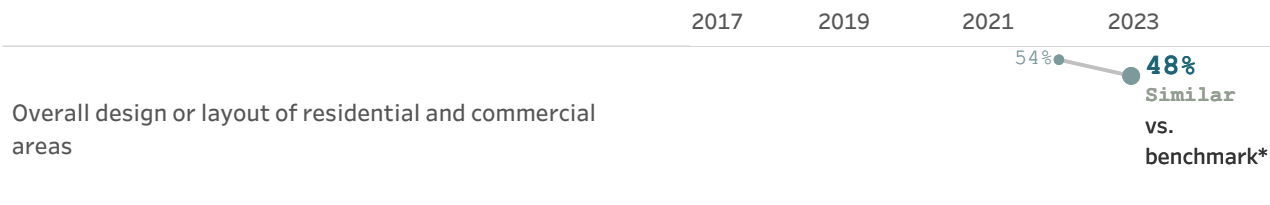
Overall design or layout of Oshkosh's residential and commercial areas, 2023

Community design


A well-designed community enhances the quality of life for its residents by encouraging smart land use and zoning, ensuring that affordable housing is accessible to all, and providing access to parks and other green spaces.



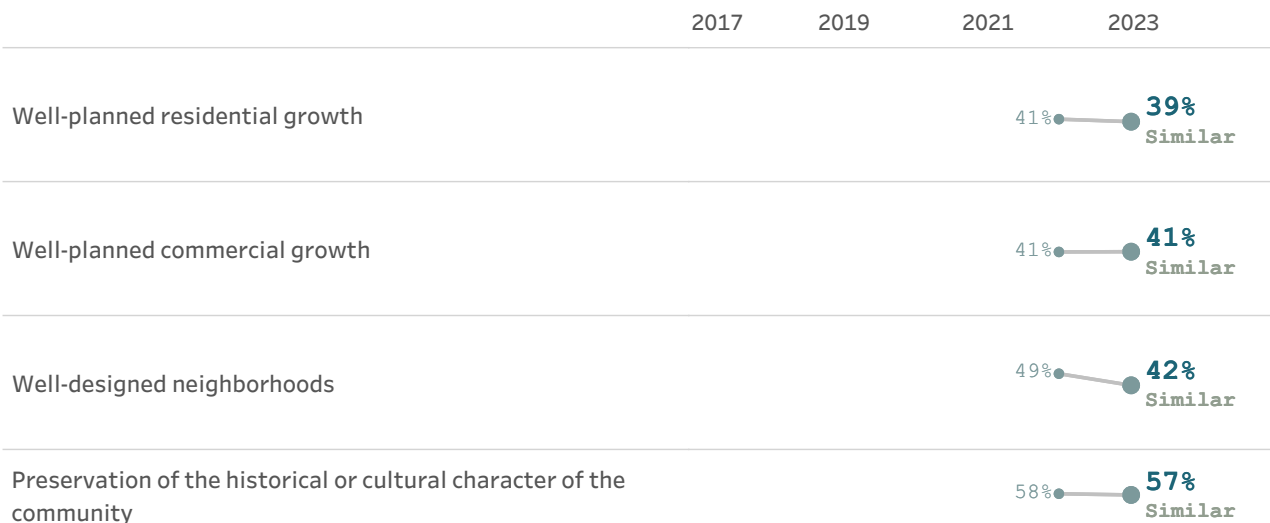
Please rate each of the following characteristics as they relate to Oshkosh as a whole. (% excellent or good)



Please rate each of the following aspects of quality of life in Oshkosh. (% excellent or good)



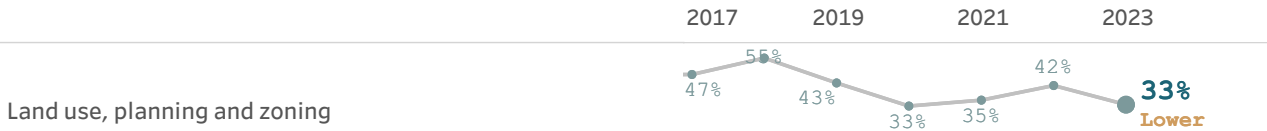
Please also rate each of the following in the Oshkosh community. (% excellent or good)



community

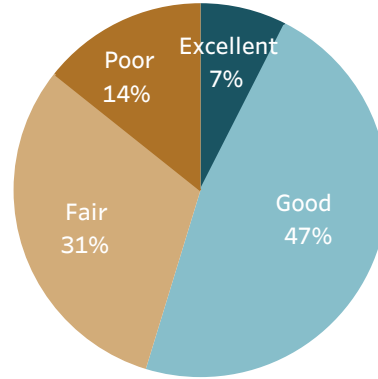


Please rate the quality of each of the following services in Oshkosh. Keep in mind that the city may not provide some of these services.
 (% excellent or good)



* Comparison to the national benchmark is shown. If no comparison is available, this is left blank.


Overall quality of the utility infrastructure in Oshkosh, 2023



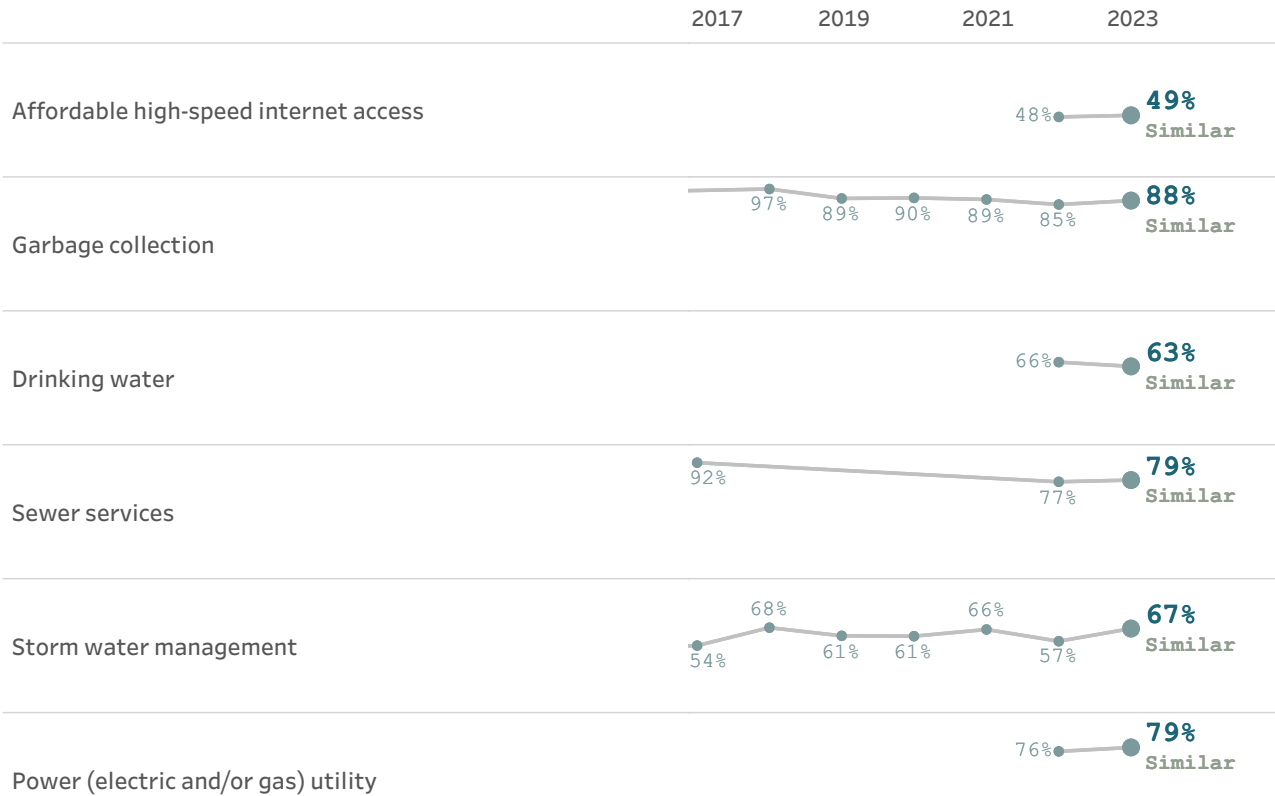
Utilities

Services such as water, gas, electricity, and internet access play a vital role in ensuring the physical and economic health and well-being of the communities they serve.

Please rate each of the following characteristics as they relate to Oshkosh as a whole. (% excellent or good)



Please rate the quality of each of the following services in Oshkosh. Keep in mind that the city may not provide some of these services. (% excellent or good)



Utility billing

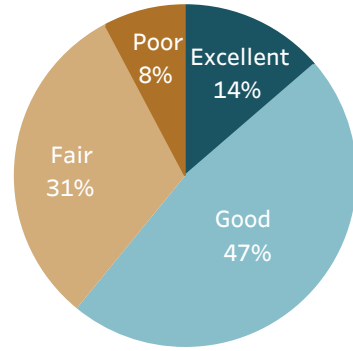


* Comparison to the national benchmark is shown. If no comparison is available, this is left blank.


Safety

Public safety is often the most important task facing local governments. All residents should feel safe and secure in their neighborhoods and in the greater community, and providing robust safety-related services is essential to residents' quality of life.

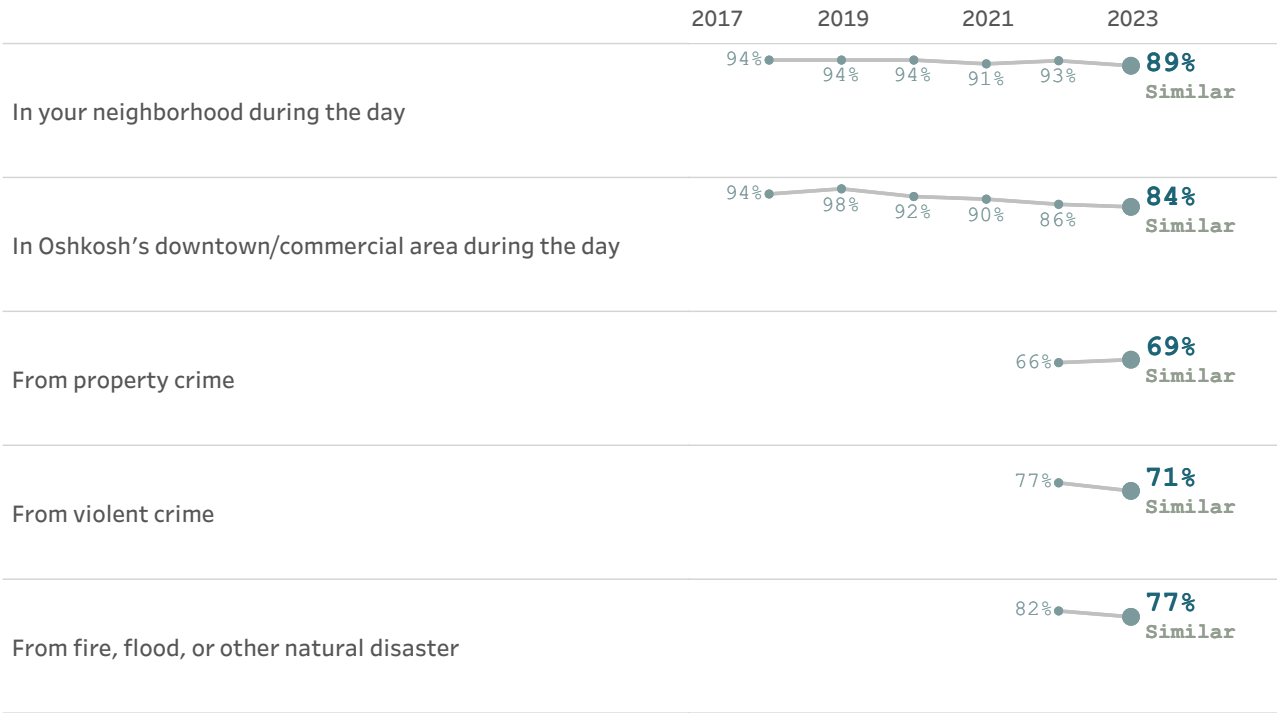
Overall feeling of safety in Oshkosh, 2023



Please rate each of the following characteristics as they relate to Oshkosh as a whole. (% excellent or good)

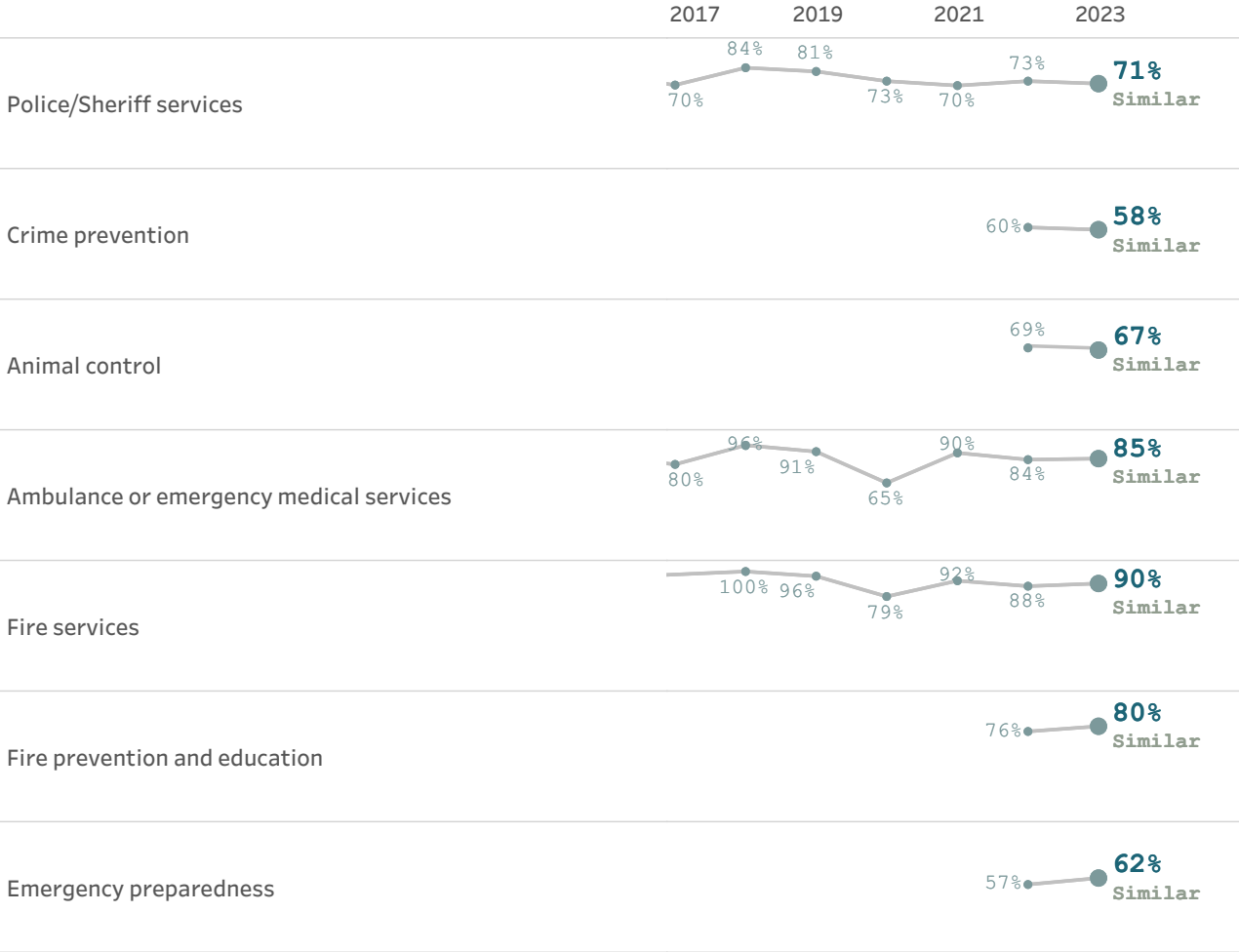


Please rate how safe or unsafe you feel: (% very or somewhat safe)



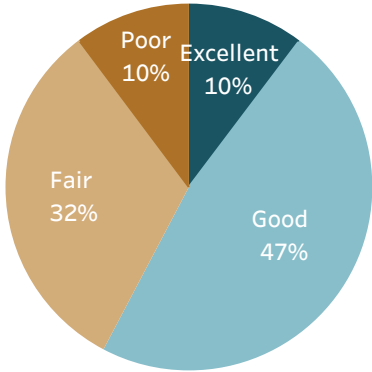
Please rate the quality of each of the following services in Oshkosh. Keep in mind that the city may not provide some of these services.

(% excellent or good)



* Comparison to the national benchmark is shown. If no comparison is available, this is left blank.


Overall quality of natural environment in Oshkosh, 2023



Natural environment

The natural environment plays a vital role in the health and well-being of residents. The natural spaces in which residents live and experience their communities has a direct and profound effect on quality of life.


Please rate each of the following characteristics as they relate to Oshkosh as a whole. (% excellent or good)



Please also rate each of the following in the Oshkosh community. (% excellent or good)



Please rate the quality of each of the following services in Oshkosh. Keep in mind that the city may not provide some of these services. (% excellent or good)



Lower



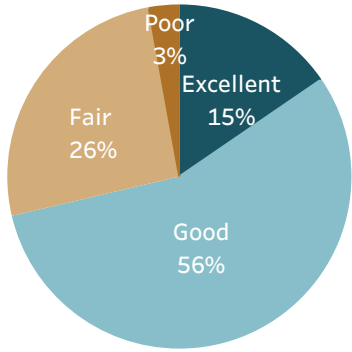
* Comparison to the national benchmark is shown. If no comparison is available, this is left blank.

Overall quality of parks and recreation opportunities, 2023

Parks and recreation

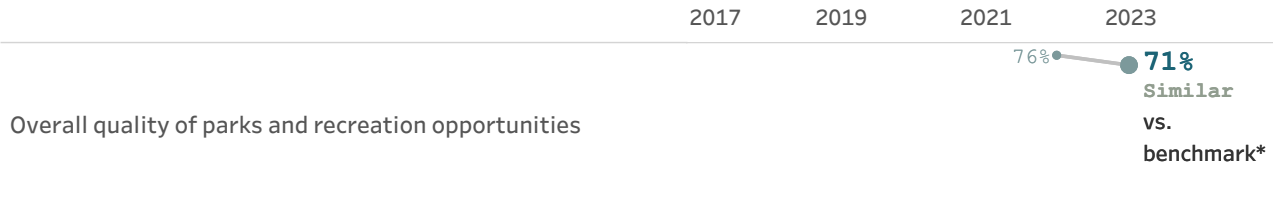
“There are no communities that pride themselves on their quality of life, promote themselves as a desirable location for businesses to relocate, or maintain that they are environmental stewards of their natural resources, without such communities having a robust, active system of parks and recreation programs for public use and enjoyment.”

- National Recreation and Park Association



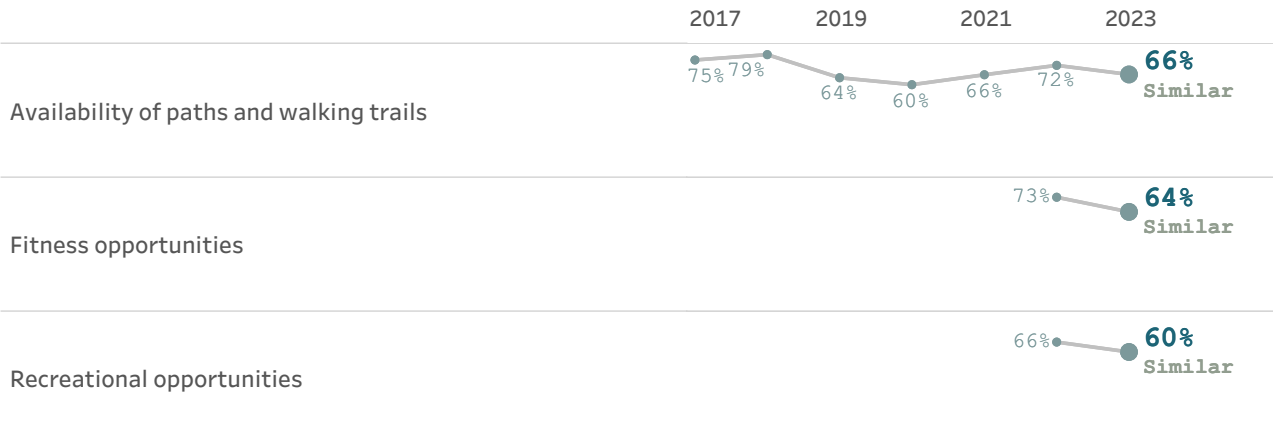
Please rate each of the following characteristics as they relate to Oshkosh as a whole.

(% excellent or good)



Please also rate each of the following in the Oshkosh community.

(% excellent or good)



Please rate the quality of each of the following services in Oshkosh. Keep in mind that the city may not provide some of these services.

(% excellent or good)

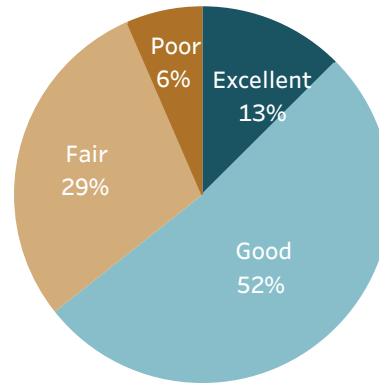


Recreation centers or facilities



* Comparison to the national benchmark is shown. If no comparison is available, this is left blank.


Overall health and wellness opportunities in Oshkosh, 2023



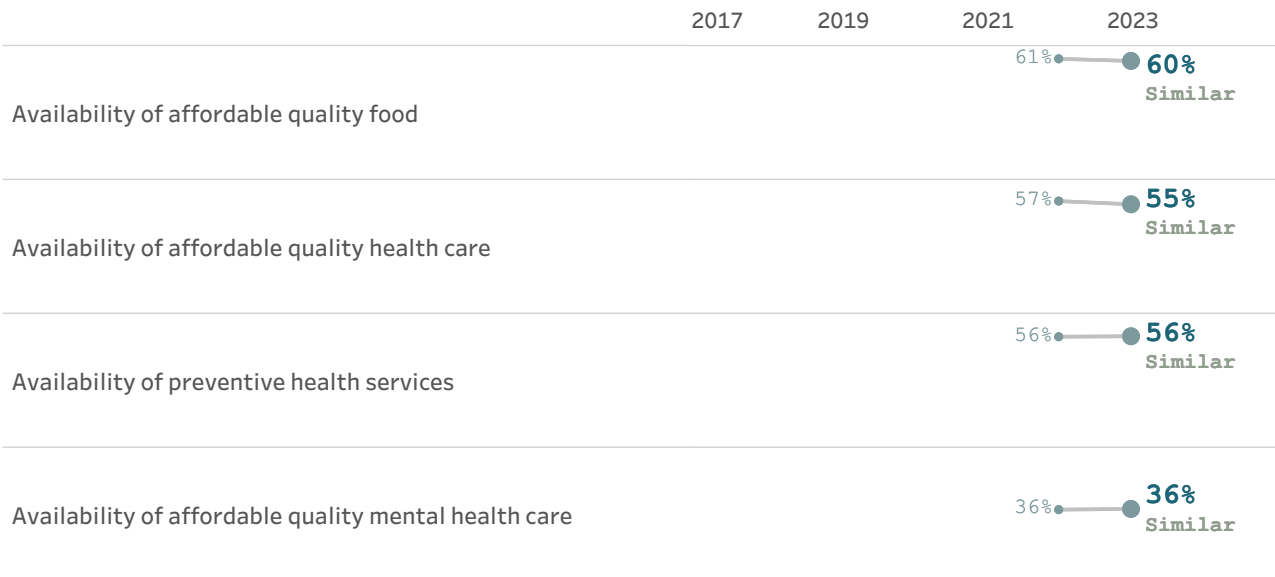
Health and wellness

The characteristics of and amenities available in the communities in which people live has a direct impact on the health and wellness of residents, and thus, on their quality of life overall.


Please rate each of the following characteristics as they relate to Oshkosh as a whole.
(% excellent or good)



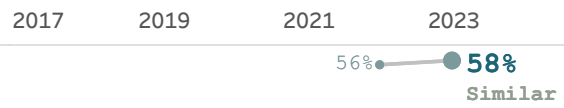
Please also rate each of the following in the Oshkosh community.
(% excellent or good)



Please rate the quality of each of the following services in Oshkosh. Keep in mind that the city may not provide some of these services.



Please rate your overall health.
(% excellent or very good)



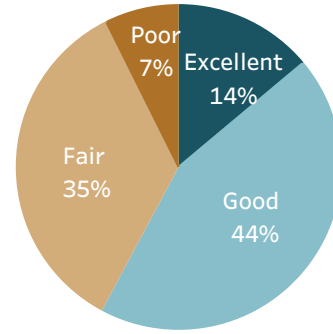
Please rate your overall health.

* Comparison to the national benchmark is shown. If no comparison is available, this is left blank.

Education, arts, and culture

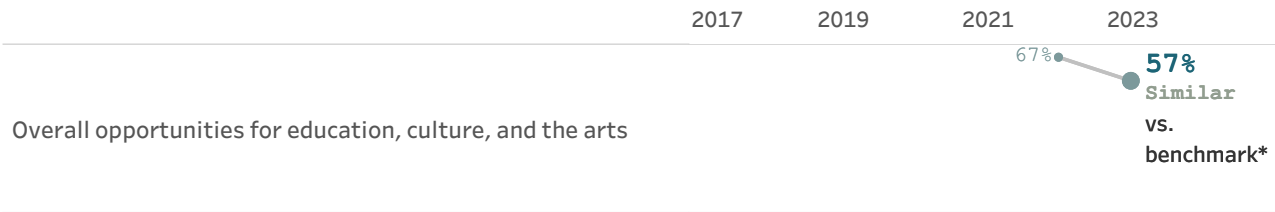
Participation in the arts, in educational opportunities, and in cultural activities is linked to increased civic engagement, greater social tolerance, and enhanced enjoyment of the local community.

Overall opportunities for education, culture and the arts, 2023



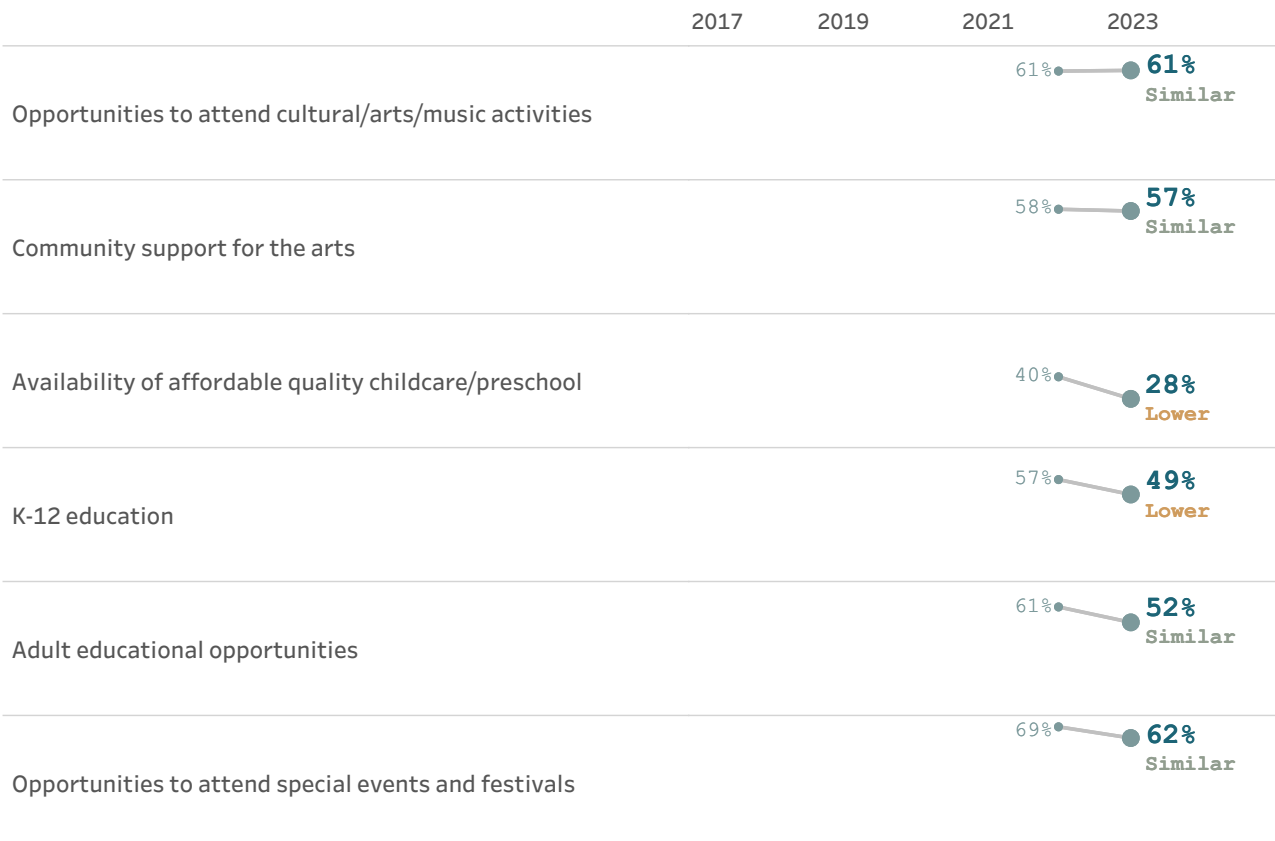
Please rate each of the following characteristics as they relate to Oshkosh as a whole.

(% excellent or good)




Please also rate each of the following in the Oshkosh community.

(% excellent or good)



Please rate the quality of each of the following services in Oshkosh. Keep in mind that the city may not provide some of these services.

(% excellent or good)

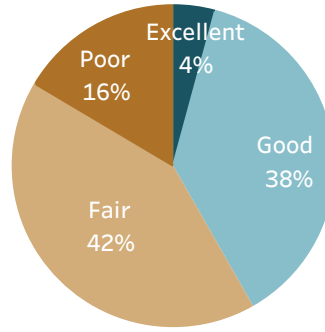


* Comparison to the national benchmark is shown. If no comparison is available, this is left blank.

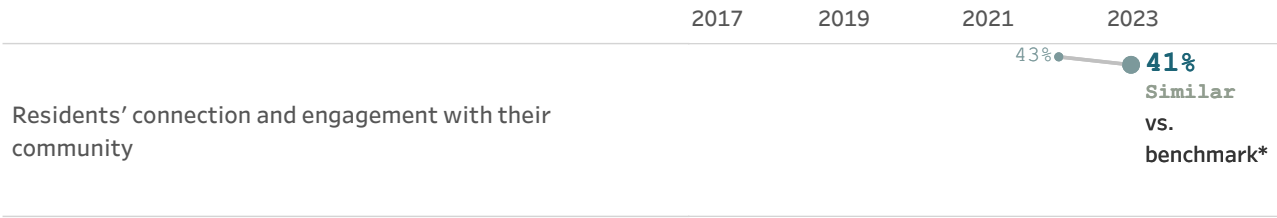
Residents' connection and engagement with their community, 2023

Inclusivity and engagement

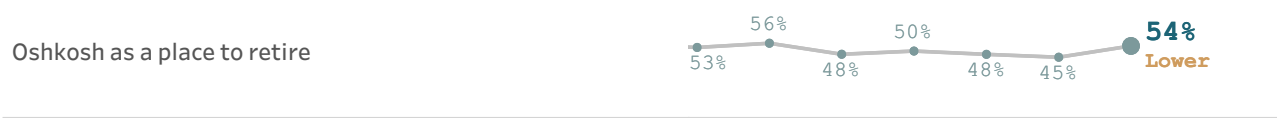
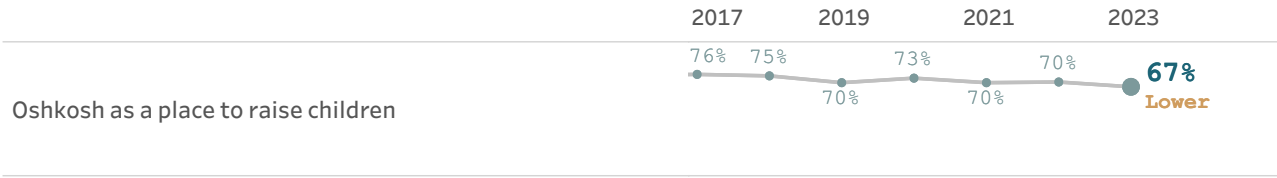
Inclusivity refers to a cultural and environmental feeling of belonging; residents who feel invited to participate within their communities feel more included, involved, and engaged than those who do not.




Please rate each of the following characteristics as they relate to Oshkosh as a whole. (% excellent or good)

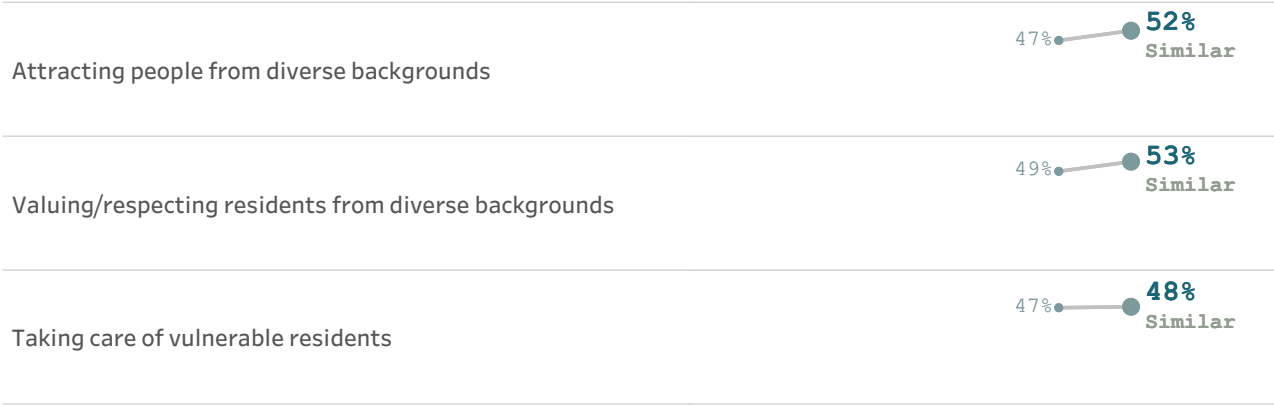


Please rate each of the following aspects of quality of life in Oshkosh. (% excellent or good)

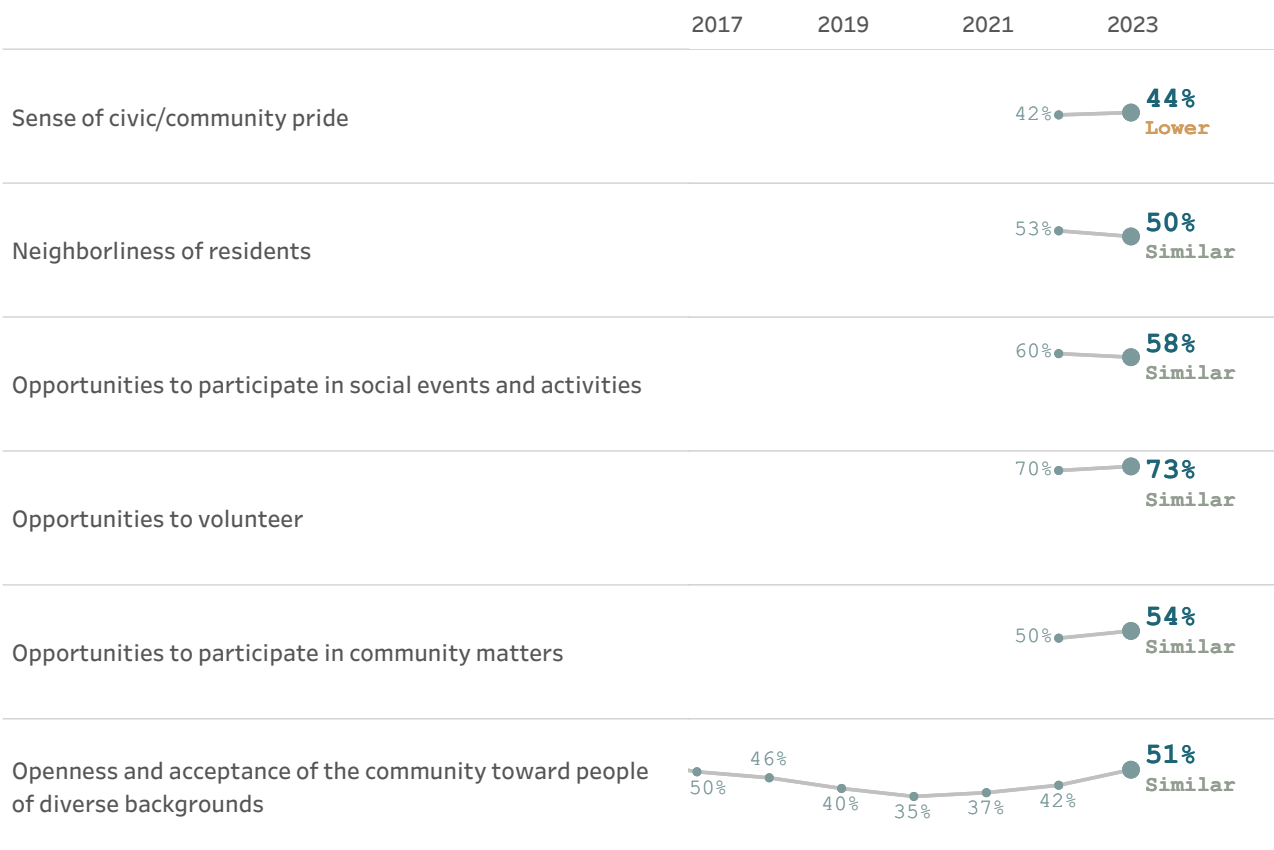


Please rate the job you feel the Oshkosh community does at each of the following. (% excellent or good)





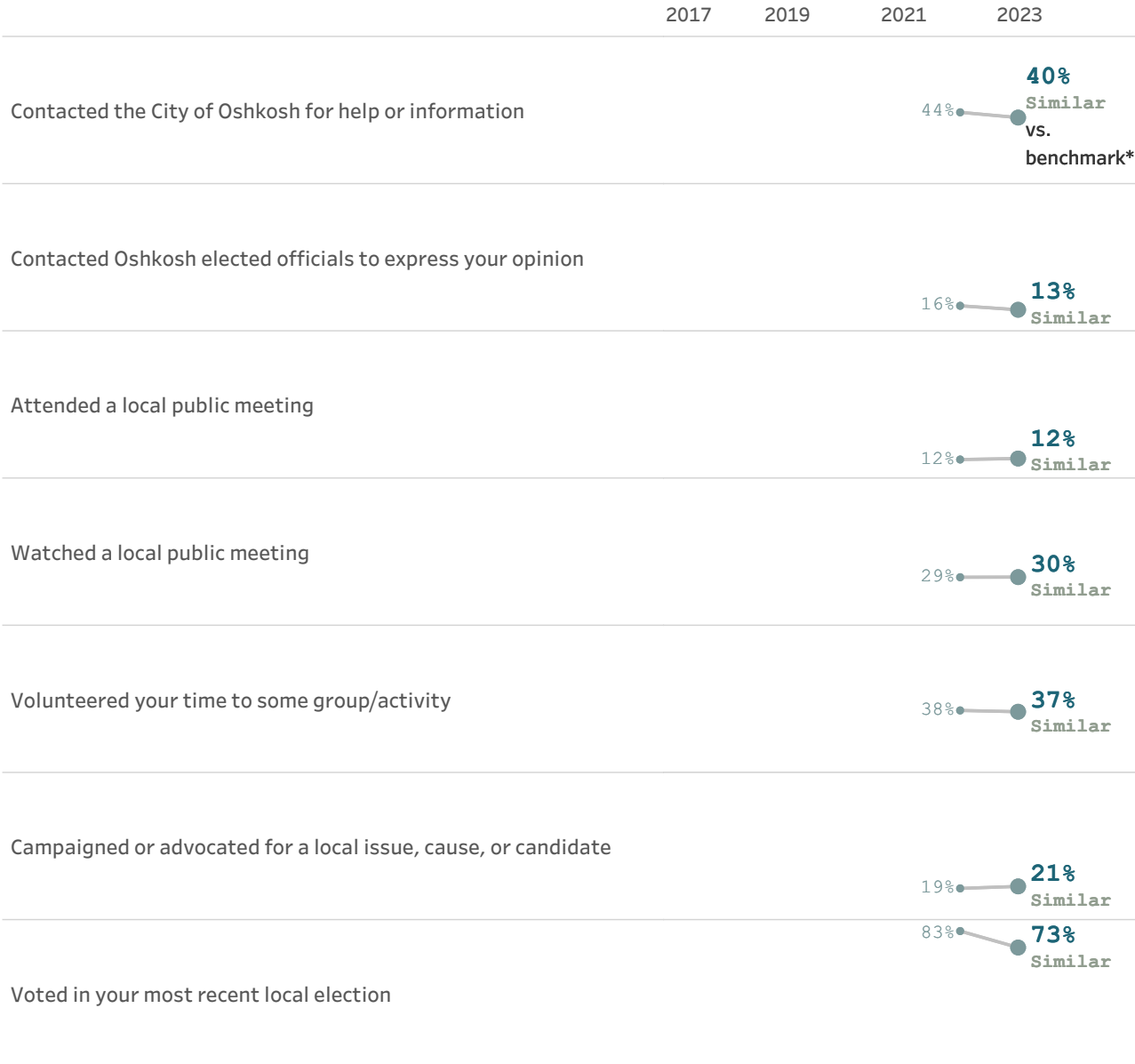
Please also rate each of the following in the Oshkosh community.
(% excellent or good)



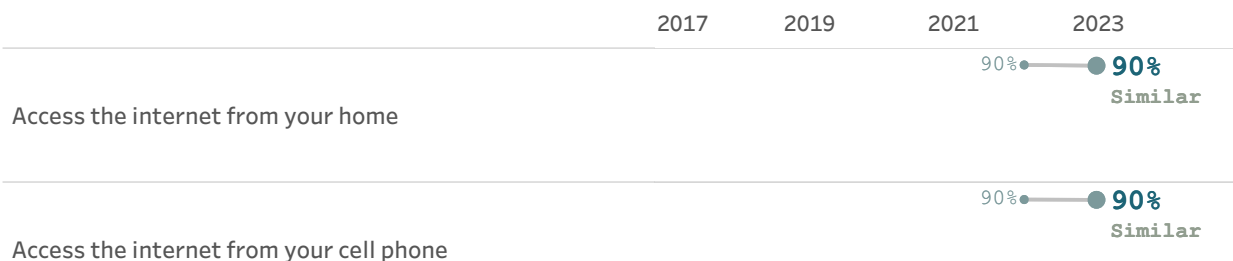
* Comparison to the national benchmark is shown. If no comparison is available, this is left blank.


Residents' participation levels

Please indicate whether or not you have done each of the following in the last 12 months.
(% yes)



In general, how many times do you:
(% a few times a week or more)





* Comparison to the national benchmark is shown. If no comparison is available, this is left blank.

National benchmark tables

This table contains the comparisons of Oshkosh’s results to those from other communities. The first column shows the comparison of Oshkosh’s rating to the benchmark. Oshkosh’s results are noted as being “higher”, “lower” or “similar” to the benchmark, meaning that the average rating given by Oshkosh residents is statistically similar to or different than the benchmark. The second column is Oshkosh’s “percent positive.” Most commonly, the percent positive is the combination of the top two most positive response options (i.e., excellent/good). The third column is the rank assigned to Oshkosh’s rating among communities where a similar question was asked. The fourth column is the number of communities that asked a similar question. The fifth column shows the percentile for Oshkosh’s result -- that is what percent of surveyed communities had a lower rating than Oshkosh.

			% positive	Rank	Number of communities	Percentile
Please rate each of the following aspects of quality of life in Oshkosh.	Oshkosh as a place to live	Lower	76%	324	381	15
	Your neighborhood as a place to live	Lower	73%	286	332	14
	Oshkosh as a place to raise children	Lower	67%	309	385	20
	Oshkosh as a place to work	Similar	64%	193	376	48
	Oshkosh as a place to visit	Similar	56%	208	333	37
	Oshkosh as a place to retire	Lower	54%	315	380	17
	The overall quality of life	Lower	67%	342	406	15
	Sense of community	Similar	47%	284	333	15
Please rate each of the following characteristics as they relate to Oshkosh as a whole.	Overall economic health	Lower	42%	261	320	18
	Overall quality of the transportation system	Similar	44%	148	230	36
	Overall design or layout of residential and commercial areas	Similar	48%	259	313	17
	Overall quality of the utility infrastructure	Similar	54%	185	222	17
	Overall feeling of safety	Lower	60%	300	371	19
	Overall quality of natural environment	Lower	57%	293	322	9
	Overall quality of parks and recreation opportunities	Similar	71%	172	228	25
	Overall health and wellness opportunities	Similar	64%	226	315	28
	Overall opportunities for education, culture, and the arts	Similar	57%	194	317	39
	Residents’ connection and engagement with their community	Similar	41%	184	225	18
Please indicate how likely or unlikely you are to do each of the following.	Recommend living in Oshkosh to someone who asks	Similar	78%	236	323	27

Please indicate how likely or unlikely you are to do each of the following.	Remain in Oshkosh for the next five years	Similar	73%	289	320	10
Please rate how safe or unsafe you feel:	In your neighborhood during the day	Similar	89%	255	350	27
	In Oshkosh's downtown/commercial area during the day	Similar	84%	232	334	30
	From property crime	Similar	69%	170	233	27
	From violent crime	Similar	71%	188	233	19
	From fire, flood, or other natural disaster	Similar	77%	145	223	35
Please rate the job you feel the Oshkosh community does at each of the following.	Making all residents feel welcome	Similar	58%	194	230	16
	Attracting people from diverse backgrounds	Similar	52%	169	227	25
	Valuing/respecting residents from diverse backgrounds	Similar	53%	191	228	16
	Taking care of vulnerable residents	Similar	48%	160	224	29
Please rate each of the following in the Oshkosh community.	Overall quality of business and service establishments	Similar	70%	169	322	47
	Variety of business and service establishments	Similar	56%	138	225	39
	Vibrancy of downtown/commercial area	Similar	47%	177	300	41
	Employment opportunities	Similar	61%	79	335	76
	Shopping opportunities	Similar	46%	199	326	39
	Cost of living	Similar	39%	141	313	55
	Overall image or reputation	Lower	56%	298	375	20
Please also rate each of the following in the Oshkosh community.	Traffic flow on major streets	Similar	56%	167	347	52
	Ease of public parking	Similar	53%	193	295	34
	Ease of travel by car	Similar	78%	138	334	58
	Ease of travel by public transportation	Higher	49%	71	295	76
	Ease of travel by bicycle	Similar	55%	166	336	50
	Ease of walking	Similar	67%	168	337	50
	Well-planned residential growth	Similar	39%	148	226	34
	Well-planned commercial growth	Similar	41%	128	226	43
	Well-designed neighborhoods	Similar	42%	175	224	22

Please also rate each of the following in the Oshkosh community.	Please also rate each of the following in the Oshkosh community.					
Preservation of the historical or cultural character of the community	Similar	57%	133	223	40	
Public places where people want to spend time	Similar	49%	229	308	25	
Variety of housing options	Similar	38%	236	320	26	
Availability of affordable quality housing	Similar	28%	213	342	38	
Overall quality of new development	Similar	50%	208	331	37	
Overall appearance	Lower	53%	292	354	17	
Cleanliness	Lower	53%	281	343	18	
Water resources	Similar	64%	97	206	53	
Air quality	Similar	80%	178	308	42	
Availability of paths and walking trails	Similar	66%	223	338	34	
Fitness opportunities	Similar	64%	228	308	26	
Recreational opportunities	Similar	60%	232	328	29	
Availability of affordable quality food	Similar	60%	204	304	33	
Availability of affordable quality health care	Similar	55%	208	313	33	
Availability of preventive health services	Similar	56%	189	299	37	
Availability of affordable quality mental health care	Similar	36%	183	301	39	
Opportunities to attend cultural/arts/music activities	Similar	61%	143	325	56	
Community support for the arts	Similar	57%	118	223	47	
Availability of affordable quality childcare/preschool	Lower	28%	261	311	16	
K-12 education	Lower	49%	267	313	15	
Adult educational opportunities	Similar	52%	175	305	42	
Sense of civic/community pride	Lower	44%	189	224	16	
Neighborliness of residents	Similar	50%	270	310	12	
Opportunities to participate in social events and activities	Similar	58%	201	317	36	
Opportunities to attend special events and festivals	Similar	62%	188	315	40	
Opportunities to volunteer	Similar	73%	150	313	52	

Please also rate each of the following in the Oshkosh community.	Opportunities to participate in community matters	Similar	54%	251	314	20
	Openness and acceptance of the community toward people of diverse backgrounds	Similar	51%	275	331	17
Please indicate whether or not you have done each of the following in the last 12 months.	Contacted the City of Oshkosh for help or information	Similar	40%	258	349	26
	Contacted Oshkosh elected officials to express your opinion	Similar	13%	218	307	29
	Attended a local public meeting	Similar	12%	267	310	14
	Watched a local public meeting	Similar	30%	75	292	74
	Volunteered your time to some group/activity	Similar	37%	101	313	68
	Campaigned or advocated for a local issue, cause, or candidate	Similar	21%	114	303	62
	Voted in your most recent local election	Similar	73%	144	225	36
	Used public transportation instead of driving	Similar	13%	152	282	46
	Carpooled with other adults or children instead of driving alone	Higher	55%	32	304	89
	Walked or biked instead of driving	Similar	63%	109	308	64
Please rate the quality of each of the following services in Oshkosh. Keep in mind that the city may not provide some of these services.	Public information services	Similar	58%	276	326	15
	Economic development	Similar	45%	267	320	16
	Traffic enforcement	Similar	50%	310	369	16
	Traffic signal timing	Similar	54%	202	312	35
	Street repair	Much lower	15%	354	362	2
	Street cleaning	Similar	60%	227	326	30
	Street lighting	Similar	60%	230	356	35
	Snow removal	Similar	64%	166	272	39
	Sidewalk maintenance	Similar	57%	185	325	43
	Bus or transit services	Similar	56%	101	291	65
	Land use, planning and zoning	Lower	33%	285	328	13
	Code enforcement	Lower	32%	309	362	14
	Affordable high-speed internet access	Similar	49%	124	220	44
Garbage collection	Similar	88%	123	346	64	

Please rate the quality of each of the following services in Oshkosh. Keep in mind that the city may not provide some of these services.	Drinking water	Similar	63%	241	325	26
	Sewer services	Similar	79%	218	327	33
	Storm water management	Similar	67%	220	339	35
	Power (electric and/or gas) utility	Similar	79%	171	270	37
	Utility billing	Lower	52%	276	293	6
	Police/Sheriff services	Similar	71%	309	396	22
	Crime prevention	Similar	58%	276	367	25
	Animal control	Similar	67%	215	339	36
	Ambulance or emergency medical services	Similar	85%	257	334	23
	Fire services	Similar	90%	258	359	28
	Fire prevention and education	Similar	80%	184	324	43
	Emergency preparedness	Similar	62%	227	322	29
	Preservation of natural areas	Lower	47%	287	307	6
	Oshkosh open space	Lower	50%	267	302	11
	Recycling	Similar	69%	223	348	36
	Yard waste pick-up	Similar	64%	217	304	28
	City parks	Similar	74%	240	340	29
	Recreation programs or classes	Similar	66%	227	335	32
	Recreation centers or facilities	Similar	66%	222	316	30
	Health services	Similar	69%	156	293	47
	Public library services	Similar	86%	172	338	49
	Overall customer service by Oshkosh employees	Similar	72%	306	383	20
	Please rate the following categories of Oshkosh government performance.	The value of services for the taxes paid to Oshkosh	Similar	41%	325	387
The overall direction that Oshkosh is taking		Similar	47%	287	353	18
The job Oshkosh government does at welcoming resident involvement		Similar	42%	292	351	16
Overall confidence in Oshkosh government		Lower	35%	279	317	12

Please rate the following categories of Oshkosh government performance.	Generally acting in the best interest of the community	Similar	42%	269	322	16
	Being honest	Lower	43%	266	312	15
	Being open and transparent to the public	Lower	38%	198	230	14
	Informing residents about issues facing the community	Lower	35%	208	235	11
	Treating all residents fairly	Lower	42%	278	318	12
	Treating residents with respect	Similar	53%	195	226	14
Overall, how would you rate the quality of the services provided by each of the following?	The City of Oshkosh	Lower	56%	339	379	10
	The Federal Government	Lower	25%	297	301	1
Please rate how important, if at all, you think it is for the Oshkosh community to focus on each of the following in the coming two years.	Overall economic health	Similar	92%	141	295	52
	Overall quality of the transportation system	Similar	68%	150	222	32
	Overall design or layout of residential and commercial areas	Similar	60%	277	296	6
	Overall quality of the utility infrastructure	Similar	81%	207	221	6
	Overall feeling of safety	Similar	87%	230	296	22
	Overall quality of natural environment	Similar	79%	175	296	41
	Overall quality of parks and recreation opportunities	Similar	75%	172	223	23
	Overall health and wellness opportunities	Similar	74%	172	296	42
	Overall opportunities for education, culture, and the arts	Similar	69%	187	295	36
	Residents' connection and engagement with their community	Similar	69%	199	295	32
In general, how many times do you:	Access the internet from your home	Similar	90%	189	223	15
	Access the internet from your cell phone	Similar	90%	186	223	17
	Visit social media sites	Similar	76%	164	222	26
	Use or check email	Similar	91%	211	223	5
	Share your opinions online	Similar	32%	67	223	70
	Shop online	Lower	44%	200	222	10
	Please rate your overall health.	Similar	58%	252	303	17
	What impact, if any, do you think the economy will have on your family income in the next 6 months? Do you think the impact will be:	Lower	14%	256	305	16

Custom benchmark tables

This table contains the comparisons of Oshkosh’s results to those from other communities in the upper Midwestern states. The first column shows the comparison of Oshkosh’s rating to the benchmark. Oshkosh’s results are noted as being “higher”, “lower” or “similar” to the benchmark, meaning that the average rating given by Oshkosh residents is statistically similar to or different than the benchmark. The second column is Oshkosh’s “percent positive.” Most commonly, the percent positive is the combination of the top two most positive response options (i.e., excellent/good). The third column is the rank assigned to Oshkosh’s rating among communities where a similar question was asked. The fourth column is the number of communities that asked a similar question. The fifth column shows the percentile for Oshkosh’s result -- that is what percent of surveyed communities had a lower rating than Oshkosh.

			% positive	Rank	Number of communities	Percentile
Please rate each of the following aspects of quality of life in Oshkosh.	Oshkosh as a place to live	Lower	76%	16	19	21
	Your neighborhood as a place to live	Similar	73%	14	19	31
	Oshkosh as a place to raise children	Lower	67%	16	19	21
	Oshkosh as a place to work	Similar	64%	14	19	31
	Oshkosh as a place to visit	Similar	56%	14	19	31
	Oshkosh as a place to retire	Similar	54%	14	19	31
	The overall quality of life	Lower	67%	16	19	21
	Sense of community	Lower	47%	17	19	15
Please rate each of the following characteristics as they relate to Oshkosh as a whole.	Overall economic health	Lower	42%	15	18	22
	Overall quality of the transportation system	Lower	44%	15	16	12
	Overall design or layout of residential and commercial areas	Lower	48%	17	18	11
	Overall quality of the utility infrastructure	Lower	54%	12	14	21
	Overall feeling of safety	Similar	60%	17	20	20
	Overall quality of natural environment	Lower	57%	17	18	11
	Overall quality of parks and recreation opportunities	Lower	71%	13	14	14
	Overall health and wellness opportunities	Lower	64%	15	18	22
	Overall opportunities for education, culture, and the arts	Lower	57%	15	18	22
	Residents’ connection and engagement with their community	Lower	41%	13	15	20
Please indicate how likely or unlikely you are to do each of the following.	Recommend living in Oshkosh to someone who asks	Similar	78%	14	19	31
	Remain in Oshkosh for the next five years	Similar	73%	14	19	31
Please rate how safe or unsafe you feel:	In your neighborhood during the day	Similar	89%	15	20	30

Please rate how safe or unsafe you feel:	In Oshkosh's downtown/commercial area during the day	Similar	84%	12	19	42
	From property crime	Similar	69%	11	15	33
	From violent crime	Similar	71%	12	15	26
	From fire, flood, or other natural disaster	Similar	77%	14	15	13
Please rate the job you feel the Oshkosh community does at each of the following.	Making all residents feel welcome	Lower	58%	14	15	13
	Attracting people from diverse backgrounds	Lower	52%	15	15	6
	Valuing/respecting residents from diverse backgrounds	Lower	53%	14	15	13
	Taking care of vulnerable residents	Similar	48%	12	15	26
Please rate each of the following in the Oshkosh community.	Overall quality of business and service establishments	Similar	70%	17	18	11
	Variety of business and service establishments	Lower	56%	14	15	13
	Vibrancy of downtown/commercial area	Lower	47%	15	18	22
	Employment opportunities	Similar	61%	10	18	50
	Shopping opportunities	Lower	46%	17	18	11
	Cost of living	Similar	39%	11	18	44
	Overall image or reputation	Lower	56%	16	19	21
Please also rate each of the following in the Oshkosh community.	Traffic flow on major streets	Similar	56%	13	19	36
	Ease of public parking	Similar	53%	10	16	43
	Ease of travel by car	Similar	78%	11	18	44
	Ease of travel by public transportation	Similar	49%	10	19	52
	Ease of travel by bicycle	Similar	55%	15	18	22
	Ease of walking	Similar	67%	16	18	16
	Well-planned residential growth	Lower	39%	12	15	26
	Well-planned commercial growth	Similar	41%	14	15	13
	Well-designed neighborhoods	Lower	42%	13	14	14
	Preservation of the historical or cultural character of the community	Similar	57%	11	14	28
	Public places where people want to spend time	Lower	49%	15	18	22
	Variety of housing options	Lower	38%	14	18	27
	Availability of affordable quality housing	Lower	28%	14	19	31

Please also rate each of the following in the Oshkosh community.

Overall quality of new development	Similar	50%	16	19	21
Overall appearance	Lower	53%	17	19	15
Cleanliness	Lower	53%	17	19	15
Water resources	Similar	64%	7	13	53
Air quality	Similar	80%	12	18	38
Availability of paths and walking trails	Lower	66%	16	18	16
Fitness opportunities	Lower	64%	17	18	11
Recreational opportunities	Lower	60%	17	18	11
Availability of affordable quality food	Similar	60%	16	18	16
Availability of affordable quality health care	Lower	55%	16	18	16
Availability of preventive health services	Lower	56%	16	18	16
Availability of affordable quality mental health care	Lower	36%	16	18	16
Opportunities to attend cultural/arts/music activities	Similar	61%	16	19	21
Community support for the arts	Lower	57%	12	15	26
Availability of affordable quality childcare/preschool	Lower	28%	16	18	16
K-12 education	Lower	49%	17	19	15
Adult educational opportunities	Lower	52%	17	18	11
Sense of civic/community pride	Lower	44%	14	15	13
Neighborliness of residents	Lower	50%	17	18	11
Opportunities to participate in social events and activities	Similar	58%	15	18	22
Opportunities to attend special events and festivals	Similar	62%	14	17	23
Opportunities to volunteer	Similar	73%	16	18	16
Opportunities to participate in community matters	Similar	54%	17	18	11
Openness and acceptance of the community toward people of diverse backgrounds	Lower	51%	17	18	11
Contacted the City of Oshkosh for help or information	Similar	40%	13	18	33
Contacted Oshkosh elected officials to express your opinion	Similar	13%	10	18	50
Attended a local public meeting	Similar	12%	11	18	44
Watched a local public meeting	Similar	30%	3	17	88

Please indicate whether or not you have done each of the following in the last 12 months.

Please indicate whether or not you have done each of the following in the last 12 months.	Volunteered your time to some group/activity	Similar	37%	7	18	66
	Campaigned or advocated for a local issue, cause, or candidate	Similar	21%	5	18	77
	Voted in your most recent local election	Similar	73%	6	14	64
	Used public transportation instead of driving	Lower	13%	15	18	22
	Carpooled with other adults or children instead of driving alone	Higher	55%	3	18	88
	Walked or biked instead of driving	Similar	63%	7	18	66
Please rate the quality of each of the following services in Oshkosh. Keep in mind that the city may not provide some of these services.	Public information services	Lower	58%	18	19	10
	Economic development	Lower	45%	16	18	16
	Traffic enforcement	Lower	50%	16	19	21
	Traffic signal timing	Similar	54%	14	18	27
	Street repair	Much lower	15%	18	19	10
	Street cleaning	Similar	60%	15	18	22
	Street lighting	Similar	60%	16	19	21
	Snow removal	Similar	64%	17	20	20
	Sidewalk maintenance	Similar	57%	15	18	22
	Bus or transit services	Similar	56%	14	18	27
	Land use, planning and zoning	Lower	33%	16	18	16
	Code enforcement	Lower	32%	18	20	15
	Affordable high-speed internet access	Similar	49%	11	13	23
	Garbage collection	Similar	88%	9	19	57
	Drinking water	Similar	63%	16	20	25
	Sewer services	Similar	79%	15	19	26
	Storm water management	Similar	67%	15	18	22
	Power (electric and/or gas) utility	Similar	79%	12	16	31
	Utility billing	Lower	52%	17	17	5
	Police/Sheriff services	Similar	71%	15	18	22
Crime prevention	Similar	58%	15	19	26	
Animal control	Similar	67%	16	18	16	
































Please rate the quality of each of the following services in Oshkosh. Keep in mind that the city may not provide some of these services.	Ambulance or emergency medical services	Similar	85%	16	19	21
	Fire services	Similar	90%	14	18	27
	Fire prevention and education	Similar	80%	13	18	33
	Emergency preparedness	Similar	62%	16	18	16
	Preservation of natural areas	Lower	47%	18	18	5
	Oshkosh open space	Lower	50%	17	18	11
	Recycling	Similar	69%	13	18	33
	Yard waste pick-up	Similar	64%	14	19	31
	City parks	Similar	74%	15	18	22
	Recreation programs or classes	Similar	66%	13	16	25
	Recreation centers or facilities	Lower	66%	15	18	22
	Health services	Similar	69%	14	17	23
	Public library services	Similar	86%	17	18	11
	Overall customer service by Oshkosh employees	Similar	72%	16	20	25
	Please rate the following categories of Oshkosh government performance.	The value of services for the taxes paid to Oshkosh	Lower	41%	16	19
The overall direction that Oshkosh is taking		Lower	47%	16	18	16
The job Oshkosh government does at welcoming resident involvement		Lower	42%	16	18	16
Overall confidence in Oshkosh government		Lower	35%	15	18	22
Generally acting in the best interest of the community		Lower	42%	15	18	22
Being honest		Lower	43%	16	18	16
Being open and transparent to the public		Lower	38%	13	14	14
Informing residents about issues facing the community		Lower	35%	14	15	13
Treating all residents fairly		Lower	42%	15	18	22
Treating residents with respect		Lower	53%	12	15	26
Overall, how would you rate the quality of the services provided by each	The City of Oshkosh	Lower	56%	17	19	15
	The Federal Government	Lower	25%	18	18	5
Please rate how important, if at all, you think it is for the Oshkosh community to focus on each of the following in the coming two years.	Overall economic health	Similar	92%	9	17	52
	Overall quality of the transportation system	Similar	68%	10	14	35
































Please rate how important, if at all, you think it is for the Oshkosh community to focus on each of the following in the coming two years.	Overall design or layout of residential and commercial areas	Similar	60%	16	17	11
	Overall quality of the utility infrastructure	Similar	81%	14	14	7
	Overall feeling of safety	Similar	87%	16	17	11
	Overall quality of natural environment	Similar	79%	10	17	47
	Overall quality of parks and recreation opportunities	Similar	75%	11	14	28
	Overall health and wellness opportunities	Similar	74%	8	17	58
	Overall opportunities for education, culture, and the arts	Similar	69%	13	17	29
	Residents' connection and engagement with their community	Similar	69%	10	17	47
In general, how many times do you:	Access the internet from your home	Similar	90%	13	15	20
	Access the internet from your cell phone	Similar	90%	13	15	20
	Visit social media sites	Similar	76%	10	15	40
	Use or check email	Similar	91%	14	15	13
	Share your opinions online	Similar	32%	3	15	86
	Shop online	Similar	44%	11	15	33
	Please rate your overall health.	Similar	58%	14	17	23
	What impact, if any, do you think the economy will have on your family income in the next 6 months? Do you think the impact will be:	Similar	14%	13	17	29
































Complete set of frequencies
































This dashboard contains a complete set of responses to each question on the survey. By default, "don't know" responses are excluded, but may be added to the table using the response filter to the right. In some tables, the percentages may not sum to 100%; this is either because the question permitted the respondent to "choose all that apply", or for a question that asked the respondent to select one answer, it is due to the customary practice of rounding values to the nearest whole number.

Please rate each of the following aspects of quality of life in Oshkosh.	Response	Frequency	
		Percentage	Count (N)
Oshkosh as a place to live	Excellent	13%	N=58
	Good	63%	N=281
	Fair	21%	N=93
	Poor	3%	N=15
Your neighborhood as a place to live	Excellent	22%	N=101
	Good	50%	N=227
	Fair	23%	N=105
	Poor	5%	N=22
Oshkosh as a place to raise children	Excellent	14%	N=54
	Good	53%	N=209
	Fair	29%	N=114
	Poor	5%	N=19
Oshkosh as a place to work	Excellent	16%	N=64
	Good	48%	N=194
	Fair	30%	N=123
	Poor	7%	N=27
Oshkosh as a place to visit	Excellent	16%	N=73
	Good	39%	N=175
	Fair	36%	N=160
	Poor	8%	N=37
Oshkosh as a place to retire	Excellent	11%	N=41
	Good	42%	N=159
	Fair	28%	N=105
	Poor	19%	N=72
The overall quality of life	Excellent	10%	N=45
	Good	57%	N=252
	Fair	29%	N=127
	Poor	4%	N=17
































Please rate each of the following aspects of quality of life in Oshkosh.	Sense of community	Excellent		9% N=41
		Good		38% N=163
		Fair		39% N=166
		Poor		14% N=60
Please rate each of the following characteristics as they relate to Oshkosh as a whole.	Overall economic health	Excellent		4% N=17
		Good		38% N=154
		Fair		50% N=202
		Poor		8% N=34
Overall quality of the transportation system	Excellent		7% N=29	
	Good		38% N=164	
	Fair		36% N=156	
	Poor		19% N=82	
Overall design or layout of residential and commercial areas	Excellent		4% N=17	
	Good		45% N=199	
	Fair		37% N=162	
	Poor		15% N=65	
Overall quality of the utility infrastructure	Excellent		7% N=32	
	Good		47% N=202	
	Fair		31% N=133	
	Poor		14% N=61	
Overall feeling of safety	Excellent		14% N=61	
	Good		47% N=212	
	Fair		31% N=141	
	Poor		8% N=35	
Overall quality of natural environment	Excellent		10% N=45	
	Good		47% N=208	
	Fair		32% N=141	
	Poor		10% N=45	
Overall quality of parks and recreation opportunities	Excellent		15% N=68	
	Good		56% N=247	
	Fair		26% N=114	
































Please rate each of the following characteristics as they relate to Oshkosh as a whole.	Overall quality of parks and recreation opportunities	Poor		3% N=13	
	Overall health and wellness opportunities	Excellent		13% N=53	
		Good		52% N=219	
		Fair		29% N=123	
		Poor		6% N=27	
	Overall opportunities for education, culture, and the arts	Excellent		14% N=59	
		Good		44% N=187	
		Fair		35% N=148	
		Poor		7% N=31	
	Residents' connection and engagement with their community	Excellent		4% N=17	
		Good		38% N=147	
		Fair		42% N=164	
		Poor		16% N=65	
	Please indicate how likely or unlikely you are to do each of the following.	Recommend living in Oshkosh to someone who asks	Very likely		22% N=95
			Somewhat likely		57% N=251
			Somewhat unlikely		10% N=43
Very unlikely				12% N=53	
Remain in Oshkosh for the next five years		Very likely		42% N=183	
		Somewhat likely		31% N=133	
		Somewhat unlikely		14% N=59	
		Very unlikely		13% N=55	
Please rate how safe or unsafe you feel:	In your neighborhood during the day	Very safe		63% N=285	
		Somewhat safe		27% N=122	
		Neither safe nor unsafe		6% N=29	
		Somewhat unsafe		3% N=16	
		Very unsafe		0% N=2	
	In Oshkosh's downtown/commercial area during the day	Very safe		49% N=221	
		Somewhat safe		35% N=155	
		Neither safe nor unsafe		9% N=41	
		Somewhat unsafe		7% N=31	
		Very unsafe		0% N=1	

Please rate how safe or unsafe you feel:	From property crime	Very safe		23% N=99
		Somewhat safe		46% N=204
		Neither safe nor unsafe		12% N=53
		Somewhat unsafe		11% N=48
		Very unsafe		8% N=35
	From violent crime	Very safe		29% N=129
		Somewhat safe		42% N=183
		Neither safe nor unsafe		12% N=55
		Somewhat unsafe		15% N=65
		Very unsafe		2% N=9
	From fire, flood, or other natural disaster	Very safe		38% N=169
		Somewhat safe		39% N=173
		Neither safe nor unsafe		17% N=74
		Somewhat unsafe		4% N=19
		Very unsafe		2% N=8
Please rate the job you feel the Oshkosh community does at each of the following.	Making all residents feel welcome	Excellent		9% N=39
		Good		49% N=203
		Fair		30% N=123
		Poor		12% N=49
	Attracting people from diverse backgrounds	Excellent		10% N=40
		Good		42% N=161
		Fair		30% N=118
		Poor		18% N=68
	Valuing/respecting residents from diverse backgrounds	Excellent		8% N=30
		Good		46% N=174
		Fair		32% N=121
		Poor		14% N=54
	Taking care of vulnerable residents	Excellent		7% N=29
		Good		40% N=155
		Fair		33% N=128
		Poor		20% N=76
































Please rate each of the following in the Oshkosh community.	Overall quality of business and service establishments	Excellent		12% N=54
		Good		58% N=255
		Fair		28% N=124
		Poor		2% N=10
	Variety of business and service establishments	Excellent		10% N=43
		Good		47% N=208
		Fair		33% N=147
		Poor		11% N=48
	Vibrancy of downtown/commercial area	Excellent		7% N=32
		Good		40% N=176
		Fair		39% N=174
		Poor		14% N=62
	Employment opportunities	Excellent		10% N=42
		Good		51% N=209
		Fair		30% N=124
		Poor		8% N=33
	Shopping opportunities	Excellent		10% N=45
		Good		36% N=162
		Fair		37% N=168
		Poor		17% N=78
	Cost of living	Excellent		8% N=37
		Good		32% N=143
		Fair		43% N=192
		Poor		17% N=78
	Overall image or reputation	Excellent		5% N=23
		Good		51% N=226
		Fair		33% N=147
		Poor		11% N=47
Please also rate each of the following in the Oshkosh community.	Traffic flow on major streets	Excellent		9% N=40
		Good		47% N=211
		Fair		27% N=119

Please also rate each of the following in the Oshkosh community.

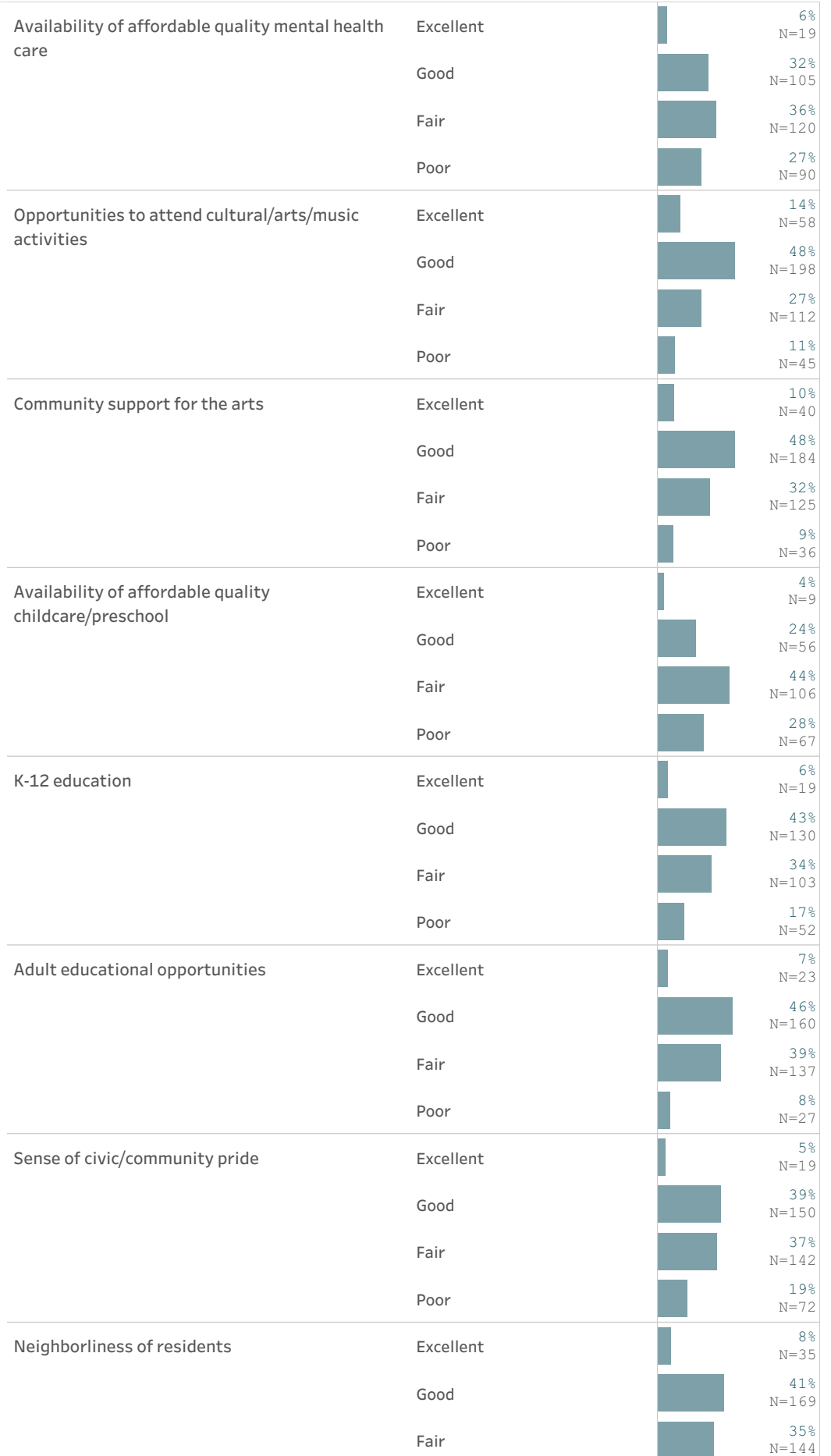
Traffic flow on major streets	Poor		18% N=79
Ease of public parking	Excellent		10% N=45
	Good		43% N=189
	Fair		33% N=145
	Poor		14% N=63
Ease of travel by car	Excellent		20% N=89
	Good		57% N=258
	Fair		18% N=82
	Poor		5% N=21
Ease of travel by public transportation	Excellent		9% N=23
	Good		40% N=105
	Fair		33% N=86
	Poor		18% N=46
Ease of travel by bicycle	Excellent		9% N=31
	Good		46% N=157
	Fair		30% N=104
	Poor		15% N=50
Ease of walking	Excellent		16% N=67
	Good		52% N=224
	Fair		25% N=106
	Poor		8% N=34
Well-planned residential growth	Excellent		3% N=9
	Good		36% N=122
	Fair		40% N=138
	Poor		21% N=73
Well-planned commercial growth	Excellent		2% N=8
	Good		39% N=136
	Fair		38% N=134
	Poor		21% N=72
Well-designed neighborhoods	Excellent		4% N=15
	Good		38% N=154
































Please also rate each of the following in the Oshkosh community.				
Well-designed neighborhoods	Fair		45%	N=183
	Poor		13%	N=51
Preservation of the historical or cultural character of the community	Excellent		13%	N=51
	Good		44%	N=171
	Fair		31%	N=119
	Poor		11%	N=44
Public places where people want to spend time	Excellent		10%	N=44
	Good		40%	N=176
	Fair		37%	N=165
	Poor		13%	N=59
Variety of housing options	Excellent		6%	N=27
	Good		31%	N=132
	Fair		37%	N=154
	Poor		26%	N=108
Availability of affordable quality housing	Excellent		4%	N=18
	Good		25%	N=99
	Fair		30%	N=122
	Poor		41%	N=164
Overall quality of new development	Excellent		6%	N=22
	Good		44%	N=174
	Fair		37%	N=144
	Poor		13%	N=53
Overall appearance	Excellent		5%	N=22
	Good		48%	N=213
	Fair		38%	N=170
	Poor		8%	N=37
Cleanliness	Excellent		8%	N=35
	Good		46%	N=209
	Fair		37%	N=167
	Poor		9%	N=40
Water resources	Excellent		20%	N=86
































Please also rate each of the following in the Oshkosh community.

Water resources	Good		45% N=197
	Fair		26% N=115
	Poor		10% N=43
Air quality	Excellent		23% N=102
	Good		57% N=247
	Fair		19% N=82
	Poor		1% N=5
Availability of paths and walking trails	Excellent		16% N=67
	Good		51% N=220
	Fair		22% N=94
	Poor		11% N=49
Fitness opportunities	Excellent		17% N=69
	Good		47% N=195
	Fair		25% N=101
	Poor		11% N=46
Recreational opportunities	Excellent		13% N=55
	Good		48% N=208
	Fair		31% N=136
	Poor		8% N=36
Availability of affordable quality food	Excellent		9% N=39
	Good		52% N=231
	Fair		31% N=139
	Poor		9% N=39
Availability of affordable quality health care	Excellent		10% N=40
	Good		46% N=187
	Fair		30% N=123
	Poor		14% N=58
Availability of preventive health services	Excellent		9% N=36
	Good		48% N=192
	Fair		35% N=140
	Poor		8% N=34

Please also rate each of the following in the Oshkosh community.


































Please also rate each of the following in the Oshkosh community.	Neighborhoodliness of residents	Poor		15% N=63
	Opportunities to participate in social events and activities	Excellent		9% N=38
		Good		49% N=200
		Fair		35% N=145
		Poor		7% N=28
	Opportunities to attend special events and festivals	Excellent		13% N=56
		Good		49% N=211
		Fair		32% N=137
		Poor		6% N=25
	Opportunities to volunteer	Excellent		15% N=57
		Good		58% N=220
		Fair		21% N=81
		Poor		5% N=20
	Opportunities to participate in community matters	Excellent		6% N=23
		Good		48% N=170
		Fair		34% N=121
		Poor		12% N=41
	Openness and acceptance of the community toward people of diverse backgrounds	Excellent		6% N=22
		Good		45% N=166
		Fair		32% N=115
Poor			17% N=62	
Please indicate whether or not you have done each of the following in the last 12 months.	Contacted the City of Oshkosh for help or information	No		59% N=269
		Yes		41% N=184
	Contacted Oshkosh elected officials to express your opinion	No		87% N=393
		Yes		13% N=57
	Attended a local public meeting	No		88% N=392
		Yes		12% N=54
	Watched a local public meeting	No		71% N=320
		Yes		29% N=133
	Volunteered your time to some group/activity	No		63% N=285
		Yes		37% N=167
































Please indicate whether or not you have done each of the following in the last 12 months.	Campaigned or advocated for a local issue, cause, or candidate	No		80% N=362
		Yes		20% N=89
	Voted in your most recent local election	No		27% N=122
		Yes		73% N=329
	Used public transportation instead of driving	No		87% N=388
		Yes		13% N=60
Carpooled with other adults or children instead of driving alone	No		45% N=201	
	Yes		55% N=251	
Walked or biked instead of driving	No		38% N=172	
	Yes		62% N=279	
Please rate the quality of each of the following services in Oshkosh. Keep in mind that the city may not provide some of these services.	Public information services	Excellent		5% N=18
		Good		52% N=168
		Fair		34% N=109
		Poor		9% N=29
	Economic development	Excellent		2% N=6
		Good		43% N=138
		Fair		35% N=115
		Poor		20% N=65
	Traffic enforcement	Excellent		6% N=25
		Good		44% N=176
		Fair		32% N=128
		Poor		18% N=73
Traffic signal timing	Excellent		7% N=31	
	Good		47% N=199	
	Fair		27% N=114	
	Poor		19% N=80	
Street repair	Excellent		2% N=10	
	Good		13% N=56	
	Fair		28% N=121	
	Poor		57% N=248	
Street cleaning	Excellent		7% N=32	
































Please rate the quality of each of the following services in Oshkosh. Keep in mind that the city may not provide some of these services.				
Street cleaning	Good		54%	N=235
	Fair		28%	N=121
	Poor		11%	N=50
Street lighting	Excellent		9%	N=40
	Good		51%	N=222
	Fair		27%	N=115
	Poor		13%	N=57
Snow removal	Excellent		16%	N=71
	Good		48%	N=214
	Fair		22%	N=98
	Poor		13%	N=59
Sidewalk maintenance	Excellent		6%	N=27
	Good		51%	N=217
	Fair		34%	N=145
	Poor		9%	N=38
Bus or transit services	Excellent		10%	N=26
	Good		46%	N=121
	Fair		29%	N=76
	Poor		15%	N=39
Land use, planning and zoning	Excellent		2%	N=5
	Good		32%	N=95
	Fair		35%	N=104
	Poor		32%	N=97
Code enforcement	Excellent		3%	N=9
	Good		29%	N=97
	Fair		37%	N=123
	Poor		31%	N=104
Affordable high-speed internet access	Excellent		13%	N=52
	Good		35%	N=137
	Fair		32%	N=125
	Poor		20%	N=77
































Please rate the quality of each of the following services in Oshkosh. Keep in mind that the city may not provide some of these services.

Garbage collection	Excellent		32% N=137
	Good		56% N=244
	Fair		12% N=51
	Poor		1% N=3
Drinking water	Excellent		18% N=79
	Good		45% N=197
	Fair		24% N=107
	Poor		13% N=58
Sewer services	Excellent		16% N=64
	Good		62% N=243
	Fair		19% N=76
	Poor		2% N=8
Storm water management	Excellent		14% N=53
	Good		53% N=204
	Fair		26% N=101
	Poor		7% N=27
Power (electric and/or gas) utility	Excellent		17% N=71
	Good		62% N=262
	Fair		19% N=82
	Poor		2% N=10
Utility billing	Excellent		10% N=44
	Good		42% N=181
	Fair		28% N=122
	Poor		19% N=82
Police/Sheriff services	Excellent		21% N=82
	Good		51% N=205
	Fair		22% N=88
	Poor		7% N=26
Crime prevention	Excellent		12% N=43
	Good		48% N=178
	Fair		28% N=105



























Please rate the quality of each of the following services in Oshkosh. Keep in mind that the city may not provide some of these services.	Service	Rating	Percentage	
			Bar	Value
Crime prevention	Animal control	Poor		12% N=46
		Excellent		16% N=49
		Good		51% N=152
		Fair		22% N=65
Ambulance or emergency medical services	Fire services	Poor		11% N=33
		Excellent		28% N=91
		Good		58% N=191
		Fair		12% N=41
Fire prevention and education	Emergency preparedness	Poor		2% N=7
		Excellent		35% N=113
		Good		56% N=182
		Fair		9% N=31
Preservation of natural areas	Oshkosh open space	Poor		0% N=1
		Excellent		28% N=82
		Good		52% N=150
		Fair		13% N=37
Recycling	Preservation of natural areas	Poor		7% N=21
		Excellent		7% N=21
		Good		41% N=133
		Fair		31% N=100
Oshkosh open space	Recycling	Poor		22% N=74
		Excellent		17% N=74
		Good		51% N=215
		Fair		19% N=61
































Please rate the quality of each of the following services in Oshkosh. Keep in mind that the city may not provide some of these services.	Recycling	Fair		23% N=96
		Poor		9% N=36
	Yard waste pick-up	Excellent		17% N=63
		Good		47% N=172
		Fair		30% N=112
		Poor		6% N=22
	City parks	Excellent		19% N=82
		Good		55% N=235
		Fair		22% N=93
		Poor		3% N=15
Recreation programs or classes	Excellent		11% N=35	
	Good		55% N=177	
	Fair		28% N=90	
	Poor		6% N=18	
Recreation centers or facilities	Excellent		8% N=25	
	Good		58% N=186	
	Fair		29% N=93	
	Poor		6% N=18	
Health services	Excellent		13% N=45	
	Good		56% N=194	
	Fair		26% N=89	
	Poor		6% N=19	
Public library services	Excellent		40% N=152	
	Good		47% N=179	
	Fair		12% N=44	
	Poor		2% N=8	
Overall customer service by Oshkosh employees	Excellent		13% N=51	
	Good		59% N=225	
	Fair		21% N=79	
	Poor		7% N=26	
Please rate the following categories of Oshkosh government performance.	The value of services for the taxes paid to Oshkosh	Excellent		3% N=12
































Please rate the following categories of Oshkosh government performance.				
The value of services for the taxes paid to Oshkosh	Good		38%	N=144
	Fair		35%	N=135
	Poor		24%	N=90
The overall direction that Oshkosh is taking	Excellent		2%	N=8
	Good		45%	N=172
	Fair		31%	N=116
	Poor		22%	N=82
The job Oshkosh government does at welcoming resident involvement	Excellent		3%	N=10
	Good		39%	N=126
	Fair		36%	N=117
	Poor		22%	N=70
Overall confidence in Oshkosh government	Excellent		2%	N=6
	Good		34%	N=129
	Fair		41%	N=157
	Poor		24%	N=93
Generally acting in the best interest of the community	Excellent		3%	N=13
	Good		39%	N=147
	Fair		36%	N=138
	Poor		22%	N=82
Being honest	Excellent		2%	N=7
	Good		41%	N=130
	Fair		38%	N=120
	Poor		20%	N=63
Being open and transparent to the public	Excellent		3%	N=11
	Good		35%	N=117
	Fair		37%	N=125
	Poor		25%	N=83
Informing residents about issues facing the community	Excellent		2%	N=7
	Good		33%	N=125
	Fair		37%	N=138
	Poor		28%	N=103



























Please rate the following categories of Oshkosh government performance.	Treating all residents fairly	Excellent		4% N=14
		Good		38% N=122
		Fair		35% N=112
		Poor		23% N=76
	Treating residents with respect	Excellent		6% N=21
		Good		47% N=159
		Fair		30% N=103
		Poor		16% N=55
Overall, how would you rate the quality of the services provided by each of the following?	The City of Oshkosh	Excellent		6% N=25
		Good		50% N=209
		Fair		33% N=136
		Poor		11% N=47
	The Federal Government	Excellent		3% N=13
		Good		22% N=85
		Fair		37% N=144
		Poor		39% N=152
Please rate how important, if at all, you think it is for the Oshkosh community to focus on each of the following in the coming two years.	Overall economic health	Essential		44% N=192
		Very important		49% N=214
		Somewhat important		7% N=32
		Not at all important		0% N=2
	Overall quality of the transportation system	Essential		29% N=125
		Very important		40% N=174
		Somewhat important		29% N=127
		Not at all important		3% N=13
	Overall design or layout of residential and commercial areas	Essential		22% N=97
		Very important		38% N=165
		Somewhat important		35% N=155
		Not at all important		5% N=21
	Overall quality of the utility infrastructure	Essential		39% N=168
		Very important		42% N=182
		Somewhat important		18% N=78

Please rate how important, if at all, you think it is for the Oshkosh community to focus on each of the following in the coming two years.

Overall quality of the utility infrastructure	Not at all important		1% N=6	
Overall feeling of safety	Essential		48% N=209	
	Very important		40% N=175	
	Somewhat important		11% N=47	
	Not at all important		2% N=8	
Overall quality of natural environment	Essential		38% N=167	
	Very important		40% N=176	
	Somewhat important		19% N=83	
	Not at all important		2% N=9	
Overall quality of parks and recreation opportunities	Essential		28% N=123	
	Very important		47% N=205	
	Somewhat important		23% N=102	
	Not at all important		2% N=7	
Overall health and wellness opportunities	Essential		32% N=141	
	Very important		42% N=182	
	Somewhat important		23% N=99	
	Not at all important		3% N=15	
Overall opportunities for education, culture, and the arts	Essential		34% N=148	
	Very important		35% N=153	
	Somewhat important		26% N=114	
	Not at all important		5% N=21	
Residents' connection and engagement with their community	Essential		23% N=101	
	Very important		46% N=201	
	Somewhat important		27% N=116	
	Not at all important		5% N=20	
In general, how many times do you:	Access the internet from your home	Several times a day		73% N=314
		Once a day		8% N=35
		A few times a week		8% N=36
		Every few weeks		3% N=12
		Less often or never		7% N=32
Access the internet from your cell phone	Several times a day		80% N=341	

In general, how many times do you:	Access the internet from your cell phone	Once a day		5% N=23
		A few times a week		4% N=19
		Every few weeks		1% N=3
		Less often or never		10% N=41
Visit social media sites		Several times a day		56% N=239
		Once a day		13% N=58
		A few times a week		7% N=32
		Every few weeks		5% N=20
		Less often or never		19% N=82
Use or check email		Several times a day		68% N=291
		Once a day		19% N=80
		A few times a week		5% N=22
		Every few weeks		4% N=19
		Less often or never		4% N=19
Share your opinions online		Several times a day		11% N=46
		Once a day		8% N=35
		A few times a week		13% N=53
		Every few weeks		16% N=66
		Less often or never		52% N=219
Shop online		Several times a day		8% N=34
		Once a day		6% N=26
		A few times a week		31% N=131
		Every few weeks		38% N=162
		Less often or never		18% N=76
Please rate your overall health.		Excellent		16% N=70
		Very good		42% N=182
		Good		30% N=131
		Fair		10% N=45
		Poor		2% N=8
What impact, if any, do you think the economy will have on your family income in the next 6 months? Do you think the impact will be:		Very positive		2% N=10
		Somewhat positive		12% N=52

What impact, if any, do you think the economy will have on your family income in the next 6 months? Do you think the impact will be:	Neutral		40% N=171
	Somewhat negative		33% N=144
	Very negative		13% N=56
How many years have you lived in Oshkosh?	Less than 2 years		9% N=41
	2-5 years		11% N=50
	6-10 years		10% N=43
	11-20 years		15% N=66
	More than 20 years		54% N=237
Which best describes the building you live in?	Single-family detached home		56% N=244
	Townhouse or duplex (may share walls but no units above ..		8% N=34
	Condominium or apartment (have units above or below you)		33% N=145
	Mobile home		1% N=5
	Other		1% N=6
Do you rent or own your home?	Rent		45% N=194
	Own		55% N=242
About how much is your monthly housing cost for the place you live (including rent, mortgage payment, property tax, property insurance and homeowners' association (HOA) fees)?	Less than \$300		2% N=10
	\$300 to \$599		12% N=51
	\$600 to \$999		37% N=158
	\$1,000 to \$1,499		32% N=135
	\$1,500 to \$2,499		12% N=50
	\$2,500 to \$3,999		2% N=7
	\$4,000 to \$6,999		2% N=11
	\$7,000 to \$9,999		0% N=2
	\$10,000 or more		0% N=1
Do any children 17 or under live in your household?	No		79% N=343
	Yes		21% N=93
Are you or any other members of your household aged 65 or older?	No		91% N=231
	Yes		9% N=23
How much do you anticipate your household's total income before taxes will be for the current year? (Please include in your total income money from all sources for all persons living in your household.)	Less than \$25,000		12% N=49
	\$25,000 to \$49,999		28% N=115
	\$50,000 to \$74,999		21% N=89

How much do you anticipate your household's total income before taxes will be for the current year? (Please include in your total income money from all sources for all persons living in your household.)	\$75,000 to \$99,999		11% N=47
	\$100,000 to \$149,999		17% N=70
	\$150,000 to \$199,999		8% N=33
	\$200,000 to \$299,999		2% N=9
	\$300,000 or more		1% N=4
Are you of Hispanic, Latino/a/x, or Spanish origin?	No, not of Hispanic, Latino/a/x, or Spanish origin		95% N=406
	Yes, I consider myself to be of Hispanic, Latino/a/x, or Spanis..		5% N=23
What is your race? (Mark one or more races to indicate what race you consider yourself to be.)	American Indian or Alaska Native		1% N=5
	Asian		2% N=7
	Black or African American		4% N=17
	Native Hawaiian or Other Pacific Islander		0% N=2
	White		92% N=394
	A race not listed		7% N=31
	In which category is your age?	18-24 years	
25-34 years			29% N=127
35-44 years			14% N=61
45-54 years			14% N=61
55-64 years			9% N=38
65-74 years			12% N=52
75 years or older			10% N=45
What is your gender?	Woman		48% N=208
	Man		50% N=217
	Identify in another way		1% N=6
If you identify in another way, how would you describe your gender?	Agender/I don't identify with any gender		15% N=1
	Genderqueer/gender fluid		44% N=2
	Identify in another way		41% N=2

Full trends

This table contains the trends over time for the City of Oshkosh. The combined "percent positive" responses for each survey year are presented (e.g., excellent/good or yes). If an item was not included during an administration of the survey, no percentage will be shown in the table. If the difference between the 2021 and 2023 surveys is greater than seven percentage points, the change is statistically significant.

It is important to note that in 2020, The NCS survey was updated to include new and refreshed items. Consequently, some of the trends may be impacted due to wording modifications that could have potentially altered the meaning of the item for the respondent.

		2009	2010	2012	2013	2014	2015	2016	2017	2018	2019	2020	2021	2022	2023
Please rate each of the following aspects of quality of life in Oshkosh.	Oshkosh as a place to live	78%	93%	77%	70%		74%	75%						74%	76%
	Your neighborhood as a place to live	82%	87%	69%	73%		76%	79%						76%	73%
	Oshkosh as a place to raise children	77%	92%	75%			75%	76%	75%	70%	73%	70%	70%	70%	67%
	Oshkosh as a place to work		79%	58%			65%	66%	71%	74%	70%	65%	71%	64%	
	Oshkosh as a place to visit													67%	56%
	Oshkosh as a place to retire	47%	78%		39%		55%	53%	56%	48%	50%	48%	45%	54%	
	The overall quality of life		92%	69%	3%		71%	71%	82%	83%	82%	76%	72%	67%	
	Sense of community	55%					57%							50%	47%
Please rate each of the following characteristics as they relate to Oshkosh as a whole.	Overall economic health													51%	42%
	Overall quality of the transportation system													55%	44%
	Overall design or layout of residential and commercial areas													54%	48%
	Overall quality of the utility infrastructure													52%	54%
	Overall feeling of safety		83%											61%	60%
	Overall quality of natural environment													70%	57%
	Overall quality of parks and recreation opportunities													76%	71%
	Overall health and wellness opportunities													66%	64%
	Overall opportunities for education, culture, and the arts													67%	57%
	Residents' connection and engagement with their community													43%	41%
Please indicate how likely or unlikely you are to do each of the following.	Recommend living in Oshkosh to someone who asks													77%	78%
	Remain in Oshkosh for the next five years													80%	73%
Please rate how safe or unsafe you feel:	In your neighborhood during the day								94%	94%	94%	91%	93%	89%	
	In Oshkosh's downtown/commercial area during the day								94%	98%	92%	90%	86%	84%	
	From property crime													66%	69%
	From violent crime													77%	71%
	From fire, flood, or other natural disaster													82%	77%
Please rate the job you feel the Oshkosh community does at each of the following.	Making all residents feel welcome								48%	43%	47%	42%	60%	58%	
	Attracting people from diverse backgrounds													47%	52%
	Valuing/respecting residents from diverse backgrounds													49%	53%
	Taking care of vulnerable residents													47%	48%
Please rate each of the following in the Oshkosh community.	Overall quality of business and service establishments													71%	70%
	Variety of business and service establishments													58%	56%

Please rate each of the following in the Oshkosh community.	Vibrancy of downtown/commercial area					44%	47%					
	Employment opportunities					61%	61%					
	Shopping opportunities					51%	46%					
	Cost of living	86%	57%	53%	52%	47%	39%					
	Overall image or reputation					54%	56%					
Please also rate each of the following in the Oshkosh community.	Traffic flow on major streets					53%	56%					
	Ease of public parking					53%	53%					
	Ease of travel by car					69%	78%					
	Ease of travel by public transportation					42%	49%					
	Ease of travel by bicycle					53%	55%					
	Ease of walking					66%	67%					
	Well-planned residential growth					41%	39%					
	Well-planned commercial growth					41%	41%					
	Well-designed neighborhoods					49%	42%					
	Preservation of the historical or cultural character of the community					58%	57%					
	Public places where people want to spend time					53%	49%					
	Variety of housing options					43%	38%					
	Availability of affordable quality housing					79%	78%	72%	69%	29%	28%	
	Overall quality of new development					47%	50%					
	Overall appearance	38%				52%	53%					
	Cleanliness					61%	53%					
	Water resources					63%	64%					
	Air quality					79%	80%					
	Availability of paths and walking trails					75%	79%	64%	60%	66%	72%	66%
	Fitness opportunities					73%	64%					
	Recreational opportunities					66%	60%					
	Availability of affordable quality food					61%	60%					
	Availability of affordable quality health care					57%	55%					
	Availability of preventive health services					56%	56%					
	Availability of affordable quality mental health care					36%	36%					
	Opportunities to attend cultural/arts/music activities					61%	61%					
	Community support for the arts					58%	57%					
	Availability of affordable quality childcare/preschool					40%	28%					
	K-12 education					57%	49%					
	Adult educational opportunities					61%	52%					
Sense of civic/community pride					42%	44%						
Neighborliness of residents					53%	50%						
Opportunities to participate in social events and activities					60%	58%						

Please also rate each of the following in the Oshkosh community.	Opportunities to attend special events and festivals											69%	62%										
	Opportunities to volunteer											70%	73%										
	Opportunities to participate in community matters											50%	54%										
	Openness and acceptance of the community toward people of diver..	41%	74%	43%	41%	57%	50%	46%	40%	35%	37%	42%	51%										
Please indicate whether or not you have done each of the following in the last 12 months.	Contacted the City of Oshkosh for help or information											44%	40%										
	Contacted Oshkosh elected officials to express your opinion											16%	13%										
	Attended a local public meeting											12%	12%										
	Watched a local public meeting											29%	30%										
	Volunteered your time to some group/activity											38%	37%										
	Campaigned or advocated for a local issue, cause, or candidate											19%	21%										
	Voted in your most recent local election											83%	73%										
	Used public transportation instead of driving											12%	13%										
	Carpooled with other adults or children instead of driving alone											45%	55%										
	Walked or biked instead of driving											65%	63%										
Please rate the quality of each of the following services in Oshkosh. Keep in mind that the city may not provide some of these services.	Public information services											57%	58%										
	Economic development											43%	45%										
	Traffic enforcement											53%	50%										
	Traffic signal timing											82%	57%	92%	77%	80%	76%	55%	54%				
	Street repair											26%	23%	27%	21%	21%	15%						
	Street cleaning	47%											62%	59%	66%	48%	63%	60%					
	Street lighting	44%											65%	66%	72%	60%	60%						
	Snow removal	29%	57%	56%	49%	60%											55%	72%	54%	56%	59%	56%	64%
	Sidewalk maintenance											69%	64%	62%	59%	54%	57%						
	Bus or transit services	65%	75%	78%	63%	71%	70%	75%	60%	43%	57%	51%	56%										
	Land use, planning and zoning											57%	54%	53%	47%	47%	55%	43%	33%	35%	42%	33%	
	Code enforcement											49%	43%	36%	47%	37%	32%						
	Affordable high-speed internet access											48%	49%										
	Garbage collection	73%	87%	90%	90%	93%											97%	89%	90%	89%	85%	88%	
	Drinking water											66%	63%										
	Sewer services											92%	77%	79%									
	Storm water management	28%	50%	40%	43%	50%	54%	68%	61%	61%	66%	57%	67%										
	Power (electric and/or gas) utility											76%	79%										
	Utility billing											54%	52%										
	Police/Sheriff services	79%	88%	81%	78%	87%	70%	84%	81%	73%	70%	73%	71%										
	Crime prevention											60%	58%										
	Animal control	51%											69%	67%									
	Ambulance or emergency medical services	87%	92%	92%	90%	94%	80%	96%	91%	65%	90%	84%	85%										
Fire services											92%	###	96%	79%	92%	88%	90%						

Please rate the quality of each of the following services in Oshkosh. Keep in mind that the city may not provide some of these services.	Fire prevention and education																				76%	80%					
	Emergency preparedness																					57%	62%				
	Preservation of natural areas																					52%	47%				
	Oshkosh open space																					50%	50%				
	Recycling	59%			89%	89%		93%			89%	94%	82%	83%	79%	70%							69%				
	Yard waste pick-up				82%	73%	72%				74%	87%	74%	67%	79%	72%								64%			
	City parks																						79%	74%			
	Recreation programs or classes				79%																			68%	66%		
	Recreation centers or facilities							69%																66%	66%		
	Health services																							66%	69%		
	Public library services	91%			94%	91%	88%	86%			71%	97%	93%	87%	89%	85%									86%		
	Overall customer service by Oshkosh employees																							76%	72%		
Please rate the following categories of Oshkosh government performance.	The value of services for the taxes paid to Oshkosh																							40%	41%		
	The overall direction that Oshkosh is taking	29%			77%	52%				46%	51%	65%	54%	54%	43%	44%									47%		
	The job Oshkosh government does at welcoming resident																								36%	42%	
	Overall confidence in Oshkosh government																								33%	35%	
	Generally acting in the best interest of the community																								43%	42%	
	Being honest																									42%	43%
	Being open and transparent to the public																									38%	38%
	Informing residents about issues facing the community																									38%	35%
	Treating all residents fairly																									40%	42%
	Treating residents with respect																									51%	53%
Overall, how would you rate the quality of the services provided by each of the following?	The City of Oshkosh									70%															58%	56%	
	The Federal Government																									29%	25%
Please rate how important, if at all, you think it is for the Oshkosh community to focus on each of the following in the coming two years.	Overall economic health																									85%	92%
	Overall quality of the transportation system																									61%	68%
	Overall design or layout of residential and commercial areas																									60%	60%
	Overall quality of the utility infrastructure																									85%	81%
	Overall feeling of safety																									88%	87%
	Overall quality of natural environment																									77%	79%
	Overall quality of parks and recreation opportunities																									74%	75%
	Overall health and wellness opportunities																									79%	74%
	Overall opportunities for education, culture, and the arts																									69%	69%
	Residents' connection and engagement with their community																									69%	69%
In general, how many times do you:	Access the internet from your home																									90%	90%
	Access the internet from your cell phone																									90%	90%
	Visit social media sites																									80%	76%
	Use or check email																									94%	91%

In general, how many times do you:	Share your opinions online	26% 32%
	Shop online	46% 44%
	Please rate your overall health.	56% 58%
	What impact, if any, do you think the economy will have	13% 14%

Methods (open participation)

As part of its participation in The National Community Survey™ (The NCST™), the City of Oshkosh conducted a survey of 457 residents. Survey invitations were mailed to randomly selected households and data were collected from April 7th, 2023 to May 19th, 2023. The results from this main survey effort represent the most robust estimate of your residents’ opinions.

After the above data collection period was underway, a link to an online open participation survey was publicized by the City of Oshkosh. The open participation survey was identical to the probability sample survey with two small updates; it included a map at the beginning asking where the respondent lives and also a question about where they heard about the survey. The open participation survey was open to all city residents and became available on May 5th, 2023. The survey remained open for 2 weeks and there were 403 responses.





























The open participation survey data were not collected through a random sample and it is unknown who in the community was aware of the survey; therefore, a level of confidence in the representativeness of the sample cannot be estimated. However, to reduce bias where possible, these data were statistically weighted to match the demographic characteristics of the 2020 Census and 2022 American Community Survey estimates for adults in the City of Oshkosh. The characteristics used for weighting were age, sex, race, Hispanic origin, housing type, and housing tenure. No adjustments were made for design effects. Weights were calculated using an iterative, multiplicative raking model known as the ANES Weighting Algorithm.* The results of the weighting scheme for the open participation survey are presented in the following table.

































* Pasek, J. (2010). ANES Weighting Algorithm. Retrieved from <https://web.stanford.edu/group/iriss/cgi-bin/anesrake/resources/RakingDescription.pdf>

		Unweighted	Weighted	Target*
Age	18-34	12%	41%	40%
	35-54	33%	28%	28%
	55+	55%	31%	32%
Hispanic origin	No, not of Hispanic, Latino/a/x, or Spanish ..	97%	95%	96%
	Yes, I consider myself to be of Hispanic, La..	3%	5%	4%
Housing tenure	Own	85%	55%	55%
	Rent	15%	45%	45%
Housing type	Attached	18%	43%	43%
	Detached	82%	57%	57%
Race & Hispanic origin	Not white alone	8%	14%	14%
	White alone, not Hispanic or Latino	92%	86%	86%
Sex	Man	42%	51%	51%
	Woman	58%	49%	49%
Sex/age	Man 18-34	5%	21%	21%
	Man 35-54	14%	15%	15%
	Man 55+	22%	15%	15%
	Woman 18-34	7%	19%	19%
	Woman 35-54	19%	13%	13%
	Woman 55+	33%	17%	17%

Open participation survey results

































This dashboard contains a complete set of responses to each question on the open participation survey. By default, "don't know" responses are excluded, but may be added to the table using the response filter to the right. In some tables, the percentages may not sum to 100%; this is either because the question permitted the respondent to "choose all that apply", or for a question that asked the respondent to select one answer, it is due to the customary practice of rounding values to the nearest whole number.

	Do you live within the City limits of Oshkosh?	Yes		98% N=394
		No		2% N=8
		I don't know		0% N=1
Please rate each of the following aspects of quality of life in Oshkosh.	Oshkosh as a place to live	Excellent		9% N=37
		Good		59% N=235
		Fair		26% N=103
		Poor		6% N=22
	Your neighborhood as a place to live	Excellent		22% N=87
		Good		53% N=210
		Fair		19% N=74
		Poor		6% N=23
	Oshkosh as a place to raise children	Excellent		12% N=38
		Good		53% N=171
		Fair		28% N=91
		Poor		7% N=24
	Oshkosh as a place to work	Excellent		7% N=28
		Good		53% N=199
		Fair		32% N=118
		Poor		8% N=29
Oshkosh as a place to visit	Excellent		14% N=53	
	Good		44% N=171	
	Fair		30% N=116	
	Poor		12% N=46	
Oshkosh as a place to retire	Excellent		9% N=28	
	Good		34% N=102	
	Fair		32% N=94	
	Poor		25% N=74	
	The overall quality of life	Excellent		6% N=22

































Please rate each of the following aspects of quality of life in Oshkosh.	The overall quality of life	Good		62% N=243
		Fair		28% N=110
		Poor		5% N=19
	Sense of community	Excellent		5% N=20
Good			40% N=156	
Fair			39% N=153	
Poor			16% N=63	
Please rate each of the following characteristics as they relate to Oshkosh as a whole.	Overall economic health	Excellent		3% N=11
		Good		37% N=138
		Fair		46% N=173
		Poor		14% N=52
	Overall quality of the transportation system	Excellent		6% N=24
		Good		42% N=154
		Fair		29% N=107
		Poor		23% N=85
	Overall design or layout of residential and commercial areas	Excellent		2% N=9
		Good		51% N=201
		Fair		33% N=131
		Poor		14% N=56
Overall quality of the utility infrastructure	Excellent		8% N=31	
	Good		43% N=164	
	Fair		35% N=133	
	Poor		14% N=52	
Overall feeling of safety	Excellent		10% N=37	
	Good		53% N=205	
	Fair		30% N=115	
	Poor		7% N=29	
Overall quality of natural environment	Excellent		9% N=34	
	Good		57% N=229	
	Fair		24% N=96	
	Poor		10% N=40	
Overall quality of parks and recreation opportunities	Excellent		21% N=79	

Please rate each of the following characteristics as they relate to Oshkosh as a whole.	Overall quality of parks and recreation opportunities	Good		49% N=187
		Fair		22% N=85
		Poor		8% N=32
	Overall health and wellness opportunities	Excellent		13% N=50
		Good		44% N=170
		Fair		30% N=114
		Poor		13% N=49
	Overall opportunities for education, culture, and the arts	Excellent		16% N=62
		Good		40% N=154
		Fair		30% N=117
		Poor		14% N=53
	Residents' connection and engagement with their community	Excellent		4% N=13
Good			35% N=129	
Fair			44% N=166	
Poor			17% N=64	
Please indicate how likely or unlikely you are to do each of the following.	Recommend living in Oshkosh to someone who asks	Very likely		24% N=96
		Somewhat likely		47% N=186
		Somewhat unlikely		16% N=64
		Very unlikely		12% N=49
	Remain in Oshkosh for the next five years	Very likely		44% N=173
		Somewhat likely		28% N=110
		Somewhat unlikely		17% N=68
		Very unlikely		10% N=39
Please rate how safe or unsafe you feel:	In your neighborhood during the day	Very safe		69% N=276
		Somewhat safe		23% N=92
		Neither safe nor unsafe		5% N=21
		Somewhat unsafe		1% N=4
		Very unsafe		3% N=10
	In Oshkosh's downtown/commercial area during the day	Very safe		54% N=211
		Somewhat safe		36% N=140
		Neither safe nor unsafe		7% N=29
Somewhat unsafe			2% N=8	

































Please rate how safe or unsafe you feel:	In Oshkosh's downtown/commercial area during the day	Very unsafe		1% N=5
	From property crime	Very safe		24% N=93
		Somewhat safe		47% N=186
		Neither safe nor unsafe		13% N=51
		Somewhat unsafe		11% N=42
		Very unsafe		5% N=21
		From violent crime	Very safe	
	Somewhat safe			38% N=150
	Neither safe nor unsafe			13% N=51
	Somewhat unsafe			6% N=25
	Very unsafe			5% N=18
	From fire, flood, or other natural disaster	Very safe		48% N=192
		Somewhat safe		35% N=141
		Neither safe nor unsafe		11% N=45
		Somewhat unsafe		5% N=19
Very unsafe			1% N=5	
Please rate the job you feel the Oshkosh community does at each of the following.	Making all residents feel welcome	Excellent		9% N=34
		Good		48% N=179
		Fair		25% N=95
		Poor		17% N=65
	Attracting people from diverse backgrounds	Excellent		11% N=36
		Good		40% N=138
		Fair		25% N=86
		Poor		24% N=82
	Valuing/respecting residents from diverse backgrounds	Excellent		10% N=35
		Good		40% N=144
		Fair		25% N=90
		Poor		25% N=88
	Taking care of vulnerable residents	Excellent		12% N=41
		Good		32% N=111
		Fair		37% N=130
		Poor		20% N=69

Please rate each of the following in the Oshkosh community.	Overall quality of business and service establishments	Excellent		10% N=39
		Good		54% N=216
		Fair		31% N=122
		Poor		6% N=22
	Variety of business and service establishments	Excellent		10% N=40
		Good		42% N=164
		Fair		33% N=129
		Poor		16% N=62
	Vibrancy of downtown/commercial area	Excellent		9% N=36
		Good		41% N=157
		Fair		33% N=126
		Poor		17% N=63
	Employment opportunities	Excellent		13% N=47
		Good		40% N=143
		Fair		36% N=130
		Poor		11% N=39
	Shopping opportunities	Excellent		8% N=33
		Good		32% N=127
		Fair		34% N=136
		Poor		25% N=99
	Cost of living	Excellent		8% N=31
		Good		33% N=130
		Fair		36% N=143
		Poor		23% N=93
	Overall image or reputation	Excellent		6% N=22
		Good		53% N=210
		Fair		24% N=96
		Poor		17% N=65
Please also rate each of the following in the Oshkosh community.	Traffic flow on major streets	Excellent		9% N=37
		Good		50% N=199
		Fair		27% N=109
		Poor		14% N=55

































Please also rate each of the following in the Oshkosh community.

Ease of public parking	Excellent		21% N=80
	Good		42% N=163
	Fair		24% N=94
	Poor		14% N=53
Ease of travel by car	Excellent		27% N=105
	Good		52% N=205
	Fair		15% N=61
	Poor		6% N=24
Ease of travel by public transportation	Excellent		7% N=16
	Good		31% N=71
	Fair		27% N=62
	Poor		36% N=84
Ease of travel by bicycle	Excellent		6% N=19
	Good		34% N=104
	Fair		34% N=104
	Poor		26% N=80
Ease of walking	Excellent		14% N=51
	Good		50% N=187
	Fair		26% N=98
	Poor		11% N=42
Well-planned residential growth	Excellent		5% N=16
	Good		34% N=109
	Fair		34% N=107
	Poor		27% N=87
Well-planned commercial growth	Excellent		2% N=7
	Good		38% N=118
	Fair		35% N=108
	Poor		25% N=80
Well-designed neighborhoods	Excellent		3% N=10
	Good		43% N=161
	Fair		36% N=138
	Poor		18% N=69

































Please also rate each of the following in the Oshkosh community.

Preservation of the historical or cultural character of the community	Excellent		10% N=34
	Good		53% N=183
	Fair		24% N=84
	Poor		13% N=43
Public places where people want to spend time	Excellent		10% N=40
	Good		43% N=167
	Fair		30% N=116
	Poor		16% N=61
Variety of housing options	Excellent		2% N=6
	Good		24% N=88
	Fair		44% N=165
	Poor		31% N=115
Availability of affordable quality housing	Excellent		2% N=9
	Good		17% N=61
	Fair		34% N=120
	Poor		47% N=167
Overall quality of new development	Excellent		3% N=10
	Good		43% N=150
	Fair		39% N=138
	Poor		16% N=56
Overall appearance	Excellent		5% N=21
	Good		49% N=190
	Fair		34% N=133
	Poor		12% N=46
Cleanliness	Excellent		8% N=31
	Good		53% N=209
	Fair		28% N=112
	Poor		11% N=43
Water resources	Excellent		20% N=79
	Good		48% N=185
	Fair		20% N=76
	Poor		13% N=49

















Please also rate each of the following in the Oshkosh community.

Air quality	Excellent		26% N=98
	Good		61% N=231
	Fair		12% N=48
	Poor		1% N=4
Availability of paths and walking trails	Excellent		17% N=64
	Good		47% N=177
	Fair		25% N=94
	Poor		12% N=45
Fitness opportunities	Excellent		16% N=60
	Good		46% N=172
	Fair		29% N=109
	Poor		8% N=30
Recreational opportunities	Excellent		13% N=48
	Good		54% N=200
	Fair		23% N=83
	Poor		10% N=38
Availability of affordable quality food	Excellent		15% N=60
	Good		41% N=159
	Fair		32% N=125
	Poor		12% N=49
Availability of affordable quality health care	Excellent		9% N=36
	Good		44% N=167
	Fair		33% N=126
	Poor		13% N=50
Availability of preventive health services	Excellent		8% N=31
	Good		44% N=166
	Fair		35% N=133
	Poor		12% N=45
Availability of affordable quality mental health care	Excellent		8% N=21
	Good		19% N=53
	Fair		41% N=113
	Poor		31% N=85

















Please also rate each of the following in the Oshkosh community.
































Opportunities to attend cultural/arts/music activities	Excellent		18% N=64
	Good		43% N=156
	Fair		27% N=99
	Poor		12% N=44
Community support for the arts	Excellent		12% N=40
	Good		51% N=177
	Fair		24% N=82
	Poor		13% N=46
Availability of affordable quality childcare/preschool	Excellent		5% N=9
	Good		14% N=29
	Fair		28% N=57
	Poor		53% N=107
K-12 education	Excellent		6% N=14
	Good		42% N=104
	Fair		33% N=82
	Poor		19% N=46
Adult educational opportunities	Excellent		12% N=39
	Good		45% N=141
	Fair		27% N=82
	Poor		16% N=48
Sense of civic/community pride	Excellent		4% N=17
	Good		38% N=140
	Fair		37% N=137
	Poor		20% N=76
Neighborliness of residents	Excellent		9% N=34
	Good		46% N=174
	Fair		29% N=109
	Poor		16% N=58
Opportunities to participate in social events and activities	Excellent		10% N=38
	Good		53% N=193
	Fair		28% N=102
	Poor		8% N=30

Please also rate each of the following in the Oshkosh community.

































Opportunities to attend special events and festivals	Excellent	 23% N=86
	Good	 41% N=155
	Fair	 27% N=103
	Poor	 9% N=34
Opportunities to volunteer	Excellent	 22% N=69
	Good	 58% N=185
	Fair	 16% N=52
	Poor	 4% N=14
Opportunities to participate in community matters	Excellent	 8% N=26
	Good	 46% N=153
	Fair	 25% N=84
	Poor	 20% N=67
Openness and acceptance of the community toward people of diverse backgrounds	Excellent	 9% N=31
	Good	 38% N=131
	Fair	 30% N=104
	Poor	 23% N=80

Please indicate whether or not you have done each of the following in the last 12 months.





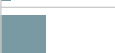



























Contacted the City of Oshkosh for help or information	No	 53% N=213
	Yes	 47% N=186
Contacted Oshkosh elected officials to express your opinion	No	 79% N=308
	Yes	 21% N=83
Attended a local public meeting	No	 84% N=334
	Yes	 16% N=62
Watched a local public meeting	No	 61% N=244
	Yes	 39% N=154
Volunteered your time to some group/activity	No	 58% N=230
	Yes	 42% N=166
Campaigned or advocated for a local issue, cause, or candidate	No	 74% N=293
	Yes	 26% N=105
Voted in your most recent local election	No	 17% N=68
	Yes	 83% N=330
Used public transportation instead of driving	No	 84% N=333
	Yes	 16% N=64

Please indicate whether or not you have done each of the following in the last 12 months.	Carpooled with other adults or children instead of driving alone	No		45% N=178
		Yes		55% N=220
	Walked or biked instead of driving	No		37% N=146
		Yes		63% N=250
Please rate the quality of each of the following services in Oshkosh. Keep in mind that the city may not provide some of these services.	Public information services	Excellent		8% N=25
		Good		44% N=135
		Fair		37% N=114
		Poor		11% N=33
	Economic development	Excellent		5% N=15
		Good		47% N=138
		Fair		31% N=91
		Poor		17% N=51
	Traffic enforcement	Excellent		8% N=28
		Good		50% N=179
		Fair		27% N=96
		Poor		15% N=54
	Traffic signal timing	Excellent		7% N=25
		Good		51% N=195
		Fair		27% N=102
		Poor		16% N=60
Street repair	Excellent		0% N=1	
	Good		18% N=71	
	Fair		36% N=140	
	Poor		46% N=177	
Street cleaning	Excellent		13% N=50	
	Good		49% N=184	
	Fair		32% N=119	
	Poor		6% N=23	
Street lighting	Excellent		9% N=36	
	Good		57% N=222	
	Fair		25% N=98	
	Poor		8% N=31	

Please rate the quality of each of the following services in Oshkosh. Keep in mind that the city may not provide some of these services.

Snow removal	Excellent		12% N=45
	Good		52% N=198
	Fair		26% N=97
	Poor		11% N=40
Sidewalk maintenance	Excellent		11% N=40
	Good		50% N=180
	Fair		24% N=85
	Poor		14% N=51
Bus or transit services	Excellent		11% N=26
	Good		38% N=90
	Fair		31% N=74
	Poor		20% N=48
Land use, planning and zoning	Excellent		2% N=6
	Good		38% N=107
	Fair		29% N=82
	Poor		30% N=84
Code enforcement	Excellent		5% N=14
	Good		36% N=112
	Fair		25% N=77
	Poor		34% N=106
Affordable high-speed internet access	Excellent		10% N=37
	Good		36% N=129
	Fair		35% N=126
	Poor		19% N=67
Garbage collection	Excellent		45% N=168
	Good		44% N=165
	Fair		10% N=38
	Poor		1% N=4
Drinking water	Excellent		23% N=90
	Good		42% N=166
	Fair		18% N=72
	Poor		17% N=65





















Please rate the quality of each of the following services in Oshkosh. Keep in mind that the city may not provide some of these services.

Sewer services	Excellent		27% N=93
	Good		52% N=179
	Fair		17% N=57
	Poor		5% N=16
Storm water management	Excellent		22% N=77
	Good		46% N=164
	Fair		18% N=66
	Poor		13% N=48
Power (electric and/or gas) utility	Excellent		24% N=90
	Good		50% N=186
	Fair		18% N=65
	Poor		8% N=28
Utility billing	Excellent		13% N=48
	Good		39% N=138
	Fair		28% N=101
	Poor		19% N=69
Police/Sheriff services	Excellent		22% N=79
	Good		44% N=161
	Fair		19% N=68
	Poor		15% N=55
Crime prevention	Excellent		9% N=32
	Good		50% N=170
	Fair		23% N=80
	Poor		17% N=59
Animal control	Excellent		13% N=37
	Good		60% N=167
	Fair		16% N=46
	Poor		10% N=28
Ambulance or emergency medical services	Excellent		40% N=117
	Good		47% N=137
	Fair		12% N=36
	Poor		0% N=1













Please rate the quality of each of the following services in Oshkosh. Keep in mind that the city may not provide some of these services.

Fire services	Excellent		43% N=126
	Good		45% N=131
	Fair		11% N=32
	Poor		0% N=1
Fire prevention and education	Excellent		28% N=74
	Good		50% N=130
	Fair		15% N=39
	Poor		7% N=18
Emergency preparedness	Excellent		17% N=42
	Good		51% N=129
	Fair		22% N=55
	Poor		11% N=29
Preservation of natural areas	Excellent		6% N=20
	Good		45% N=147
	Fair		27% N=87
	Poor		22% N=71
Oshkosh open space	Excellent		8% N=25
	Good		42% N=131
	Fair		33% N=103
	Poor		17% N=52
Recycling	Excellent		23% N=85
	Good		49% N=181
	Fair		19% N=71
	Poor		9% N=35
Yard waste pick-up	Excellent		18% N=62
	Good		47% N=158
	Fair		22% N=76
	Poor		13% N=43
City parks	Excellent		24% N=92
	Good		48% N=185
	Fair		21% N=79
	Poor		7% N=27


























Please rate the quality of each of the following services in Oshkosh. Keep in mind that the city may not provide some of these services.

Recreation programs or classes	Excellent	 13% N=38
	Good	 54% N=162
	Fair	 24% N=73
	Poor	 9% N=26
Recreation centers or facilities	Excellent	 12% N=37
	Good	 48% N=145
	Fair	 28% N=83
	Poor	 12% N=34
Health services	Excellent	 10% N=35
	Good	 56% N=194
	Fair	 25% N=87
	Poor	 8% N=28
Public library services	Excellent	 49% N=178
	Good	 40% N=145
	Fair	 8% N=28
	Poor	 4% N=13
Overall customer service by Oshkosh employees	Excellent	 17% N=62
	Good	 53% N=193
	Fair	 19% N=68
	Poor	 12% N=42

































Please rate the following categories of Oshkosh government performance.

































The value of services for the taxes paid to Oshkosh	Excellent	 3% N=11
	Good	 33% N=126
	Fair	 35% N=134
	Poor	 29% N=112
The overall direction that Oshkosh is taking	Excellent	 4% N=14
	Good	 43% N=157
	Fair	 32% N=117
	Poor	 21% N=78
The job Oshkosh government does at welcoming resident involvement	Excellent	 4% N=12
	Good	 35% N=109
	Fair	 37% N=116
	Poor	 25% N=78

































Please rate the following categories of Oshkosh government performance.				
Overall confidence in Oshkosh government	Excellent		4%	N=14
	Good		31%	N=115
	Fair		36%	N=135
	Poor		29%	N=110
Generally acting in the best interest of the community	Excellent		5%	N=18
	Good		40%	N=143
	Fair		27%	N=97
	Poor		27%	N=96
Being honest	Excellent		6%	N=19
	Good		37%	N=115
	Fair		35%	N=109
	Poor		23%	N=71
Being open and transparent to the public	Excellent		6%	N=18
	Good		34%	N=113
	Fair		30%	N=100
	Poor		31%	N=102
Informing residents about issues facing the community	Excellent		5%	N=16
	Good		30%	N=99
	Fair		39%	N=128
	Poor		26%	N=85
Treating all residents fairly	Excellent		6%	N=20
	Good		32%	N=101
	Fair		34%	N=106
	Poor		28%	N=89
Treating residents with respect	Excellent		12%	N=39
	Good		39%	N=124
	Fair		30%	N=95
	Poor		18%	N=57
Overall, how would you rate the quality of the services provided by each of the following?	The City of Oshkosh	Excellent	6%	N=22
		Good	48%	N=176
		Fair	33%	N=122
		Poor	13%	N=49

Overall, how would you rate the quality of the services provided by each of the following?	The Federal Government	Excellent		3% N=10
		Good		27% N=91
		Fair		41% N=138
		Poor		30% N=101
Please rate how important, if at all, you think it is for the Oshkosh community to focus on each of the following in the coming two years.	Overall economic health	Essential		49% N=191
		Very important		42% N=164
		Somewhat important		8% N=31
		Not at all important		1% N=5
Overall quality of the transportation system	Essential		35% N=136	
	Very important		33% N=130	
	Somewhat important		29% N=112	
	Not at all important		2% N=9	
Overall design or layout of residential and commercial areas	Essential		27% N=108	
	Very important		41% N=161	
	Somewhat important		28% N=110	
	Not at all important		4% N=14	
Overall quality of the utility infrastructure	Essential		54% N=211	
	Very important		34% N=132	
	Somewhat important		10% N=39	
	Not at all important		2% N=6	
Overall feeling of safety	Essential		51% N=200	
	Very important		36% N=140	
	Somewhat important		10% N=38	
	Not at all important		3% N=10	
Overall quality of natural environment	Essential		39% N=152	
	Very important		41% N=159	
	Somewhat important		19% N=75	
	Not at all important		1% N=6	
Overall quality of parks and recreation opportunities	Essential		28% N=108	
	Very important		47% N=184	
	Somewhat important		24% N=93	
	Not at all important		1% N=4	

Please rate how important, if at all, you think it is for the Oshkosh community to focus on each of the following in the coming two years.

Overall health and wellness opportunities	Essential	 31% N=119	
	Very important	 43% N=167	
	Somewhat important	 25% N=98	
	Not at all important	 1% N=5	
Overall opportunities for education, culture, and the arts	Essential	 30% N=118	
	Very important	 34% N=132	
	Somewhat important	 32% N=124	
	Not at all important	 4% N=15	
Residents' connection and engagement with their community	Essential	 24% N=95	
	Very important	 43% N=167	
	Somewhat important	 29% N=113	
	Not at all important	 4% N=16	
In general, how many times do you:	Access the internet from your home	Several times a day	 81% N=311
		Once a day	 7% N=27
		A few times a week	 7% N=26
		Every few weeks	 1% N=5
		Less often or never	 4% N=17
Access the internet from your cell phone	Several times a day	 90% N=352	
	Once a day	 4% N=14	
	A few times a week	 2% N=8	
	Every few weeks	 1% N=4	
	Less often or never	 3% N=13	
Visit social media sites	Several times a day	 65% N=256	
	Once a day	 12% N=45	
	A few times a week	 6% N=23	
	Every few weeks	 4% N=17	
	Less often or never	 13% N=51	
Use or check email	Several times a day	 79% N=311	
	Once a day	 15% N=60	
	A few times a week	 5% N=20	
	Every few weeks	 0% N=	
	Less often or never	 1% N=2	

In general, how many times do you:	Share your opinions online	Several times a day		10% N=40
		Once a day		5% N=19
		A few times a week		19% N=72
		Every few weeks		21% N=81
		Less often or never		45% N=171
	Shop online	Several times a day		13% N=50
		Once a day		7% N=29
		A few times a week		31% N=120
		Every few weeks		38% N=150
		Less often or never		11% N=41
	Please rate your overall health.	Excellent		18% N=70
		Very good		50% N=197
		Good		27% N=108
		Fair		3% N=11
		Poor		2% N=9
	What impact, if any, do you think the economy will have on your family income in the next 6 months? Do you think the impact will be:	Very positive		2% N=7
		Somewhat positive		10% N=38
		Neutral		45% N=178
		Somewhat negative		30% N=118
		Very negative		14% N=54
	How many years have you lived in Oshkosh?	Less than 2 years		10% N=41
		2-5 years		15% N=61
		6-10 years		19% N=75
		11-20 years		9% N=37
		More than 20 years		46% N=181
	Which best describes the building you live in?	Single-family detached home		56% N=219
		Townhouse or duplex (may share walls but no units above ..		13% N=52
		Condominium or apartment (have units above or below you)		29% N=113
		Mobile home		0% N=1
		Other		2% N=9
	Do you rent or own your home?	Rent		45% N=175
		Own		55% N=218

About how much is your monthly housing cost for the place you live (including rent, mortgage payment, property tax, property insurance and homeowners' association (HOA) fees)?	Less than \$300		4% N=17
	\$300 to \$599		12% N=45
	\$600 to \$999		37% N=144
	\$1,000 to \$1,499		25% N=98
	\$1,500 to \$2,499		16% N=62
	\$2,500 to \$3,999		4% N=16
	\$4,000 to \$6,999		1% N=5
	\$7,000 to \$9,999		0% N=1
	\$10,000 or more		0% N=1
Do any children 17 or under live in your household?	No		76% N=295
	Yes		24% N=95
Are you or any other members of your household aged 65 or older?	No		75% N=297
	Yes		25% N=96
How much do you anticipate your household's total income before taxes will be for the current year? (Please include in your total income money from all sources for all persons living in your household.)	Less than \$25,000		11% N=42
	\$25,000 to \$49,999		22% N=84
	\$50,000 to \$74,999		20% N=79
	\$75,000 to \$99,999		15% N=58
	\$100,000 to \$149,999		21% N=81
	\$150,000 to \$199,999		7% N=28
	\$200,000 to \$299,999		3% N=11
	\$300,000 or more		2% N=7
Are you of Hispanic, Latino/a/x, or Spanish origin?	No, not of Hispanic, Latino/a/x, or Spanish origin		95% N=369
	Yes, I consider myself to be of Hispanic, Latino/a/x, or Spanish origin		5% N=21
What is your race? (Mark one or more races to indicate what race you consider yourself to be.)	American Indian or Alaska Native		2% N=6
	Asian		3% N=11
	Black or African American		2% N=8
	Native Hawaiian or Other Pacific Islander		1% N=4
	White		94% N=364
	A race not listed		3% N=13
	In which category is your age?	18-24 years	
25-34 years			36% N=141
35-44 years			16% N=62

In which category is your age?	45-54 years	12% N=48
	55-64 years	11% N=43
	65-74 years	14% N=57
	75 years or older	6% N=22
What is your gender?	Woman	48% N=190
	Man	50% N=198
	Identify in another way	1% N=4
If you identify in another way, how would you describe your gender?	Non-binary	82% N=3
	Identify in another way	18% N=1
How did you hear about this survey? (Select all that apply.)	The City's website	9% N=36
	The City's social media (Facebook, Twitter, Instagram,..)	12% N=45
	Received an email from the City	12% N=45
	In a City newsletter or utility bill	27% N=107
	Received a postcard or letter from the City	2% N=8
	Nextdoor	8% N=32
	In my Facebook feed	10% N=39
	Saw it on a video of a public meeting or at a meeting I atten..	0% N=2
	Saw it on the City's cable channel	0% N=
	Saw it in a newspaper article or ad (hard copy or online)	28% N=110
	Saw a flyer or poster about it	1% N=3
	Heard about it from a family member, friend or neighbor	3% N=14
	Heard about it from a business or social organization in my co..	1% N=3
	Polco's weekly email	0% N=
	Polco social media post	0% N=2
	On my Polco feed	0% N=1
	Other	3% N=13



April 2023

Dear City of Oshkosh Resident:

Please help us shape the future of Oshkosh! You have been selected at random to participate in the 2023 Oshkosh Community Survey. **If you've already completed the survey online, thank you. Please do not respond twice.**

Please take a few minutes to fill out the enclosed survey. Your participation in this survey is very important—especially since your household is one of only a small number being surveyed. Your feedback will help Oshkosh make decisions that affect our City.

A few things to remember:

- **Your responses are confidential and no identifying information will be shared.**
- In order to hear from a diverse group of residents, the adult 18 years or older in your household who most recently had a birthday should complete this survey.
- **You may return the survey by mail in the enclosed postage-paid envelope, or you can complete the survey online at:**

<https://polco.us/oshkosh23ncs>

Please do not share your survey link. This survey is for randomly selected households only. The City will conduct a separate survey that is open to all residents just a few weeks from now.

If you have any questions about the survey, please call 920-236-5002.

Thank you for your time and participation!

Sincerely,

A handwritten signature in black ink that reads "Mark Rohloff".

Mark Rohloff
City Manager



The City of Oshkosh 2023 Community Survey

Please complete this survey if you are the adult (age 18 or older) in the household who most recently had a birthday (the year of birth does not matter). Your responses are confidential and no identifying information will be shared.

1. Please rate each of the following aspects of quality of life in Oshkosh.

	<u>Excellent</u>	<u>Good</u>	<u>Fair</u>	<u>Poor</u>	<u>Don't know</u>
Oshkosh as a place to live.....	1	2	3	4	5
Your neighborhood as a place to live	1	2	3	4	5
Oshkosh as a place to raise children.....	1	2	3	4	5
Oshkosh as a place to work	1	2	3	4	5
Oshkosh as a place to visit.....	1	2	3	4	5
Oshkosh as a place to retire.....	1	2	3	4	5
The overall quality of life in Oshkosh.....	1	2	3	4	5
Sense of community.....	1	2	3	4	5

2. Please rate each of the following characteristics as they relate to Oshkosh as a whole.

	<u>Excellent</u>	<u>Good</u>	<u>Fair</u>	<u>Poor</u>	<u>Don't know</u>
Overall economic health of Oshkosh	1	2	3	4	5
Overall quality of the transportation system (auto, bicycle, foot, bus) in Oshkosh.....	1	2	3	4	5
Overall design or layout of Oshkosh's residential and commercial areas (e.g., homes, buildings, streets, parks, etc.)	1	2	3	4	5
Overall quality of the utility infrastructure in Oshkosh (water, sewer, storm water, electric/gas, broadband).....	1	2	3	4	5
Overall feeling of safety in Oshkosh.....	1	2	3	4	5
Overall quality of natural environment in Oshkosh.....	1	2	3	4	5
Overall quality of parks and recreation opportunities.....	1	2	3	4	5
Overall health and wellness opportunities in Oshkosh.....	1	2	3	4	5
Overall opportunities for education, culture, and the arts.....	1	2	3	4	5
Residents' connection and engagement with their community	1	2	3	4	5

3. Please indicate how likely or unlikely you are to do each of the following.

	<u>Very likely</u>	<u>Somewhat likely</u>	<u>Somewhat unlikely</u>	<u>Very unlikely</u>	<u>Don't know</u>
Recommend living in Oshkosh to someone who asks	1	2	3	4	5
Remain in Oshkosh for the next five years.....	1	2	3	4	5

4. Please rate how safe or unsafe you feel:

	<u>Very safe</u>	<u>Somewhat safe</u>	<u>Neither safe nor unsafe</u>	<u>Somewhat unsafe</u>	<u>Very unsafe</u>	<u>Don't know</u>
In your neighborhood during the day.....	1	2	3	4	5	6
In Oshkosh's downtown/commercial area during the day	1	2	3	4	5	6
From property crime.....	1	2	3	4	5	6
From violent crime.....	1	2	3	4	5	6
From fire, flood, or other natural disaster	1	2	3	4	5	6

5. Please rate the job you feel the Oshkosh community does at each of the following.

	<u>Excellent</u>	<u>Good</u>	<u>Fair</u>	<u>Poor</u>	<u>Don't know</u>
Making all residents feel welcome	1	2	3	4	5
Attracting people from diverse backgrounds.....	1	2	3	4	5
Valuing/respecting residents from diverse backgrounds.....	1	2	3	4	5
Taking care of vulnerable residents (elderly, disabled, homeless, etc.).....	1	2	3	4	5

6. Please rate each of the following in the Oshkosh community.

	<u>Excellent</u>	<u>Good</u>	<u>Fair</u>	<u>Poor</u>	<u>Don't know</u>
Overall quality of business and service establishments in Oshkosh	1	2	3	4	5
Variety of business and service establishments in Oshkosh.....	1	2	3	4	5
Vibrancy of downtown/commercial area	1	2	3	4	5
Employment opportunities	1	2	3	4	5
Shopping opportunities.....	1	2	3	4	5
Cost of living in Oshkosh.....	1	2	3	4	5
Overall image or reputation of Oshkosh.....	1	2	3	4	5

7. Please also rate each of the following in the Oshkosh community.

	<u>Excellent</u>	<u>Good</u>	<u>Fair</u>	<u>Poor</u>	<u>Don't know</u>
Traffic flow on major streets.....	1	2	3	4	5
Ease of public parking.....	1	2	3	4	5
Ease of travel by car in Oshkosh.....	1	2	3	4	5
Ease of travel by public transportation in Oshkosh.....	1	2	3	4	5
Ease of travel by bicycle in Oshkosh.....	1	2	3	4	5
Ease of walking in Oshkosh.....	1	2	3	4	5
Well-planned residential growth.....	1	2	3	4	5
Well-planned commercial growth.....	1	2	3	4	5
Well-designed neighborhoods.....	1	2	3	4	5
Preservation of the historical or cultural character of the community.....	1	2	3	4	5
Public places where people want to spend time.....	1	2	3	4	5
Variety of housing options.....	1	2	3	4	5
Availability of affordable quality housing.....	1	2	3	4	5
Overall quality of new development in Oshkosh.....	1	2	3	4	5
Overall appearance of Oshkosh.....	1	2	3	4	5
Cleanliness of Oshkosh.....	1	2	3	4	5
Water resources (beaches, lakes, ponds, riverways, etc.).....	1	2	3	4	5
Air quality.....	1	2	3	4	5
Availability of paths and walking trails.....	1	2	3	4	5
Fitness opportunities (including exercise classes and paths or trails, etc.)... ..	1	2	3	4	5
Recreational opportunities.....	1	2	3	4	5
Availability of affordable quality food.....	1	2	3	4	5
Availability of affordable quality health care.....	1	2	3	4	5
Availability of preventive health services.....	1	2	3	4	5
Availability of affordable quality mental health care.....	1	2	3	4	5
Opportunities to attend cultural/arts/music activities.....	1	2	3	4	5
Community support for the arts.....	1	2	3	4	5
Availability of affordable quality childcare/preschool.....	1	2	3	4	5
K-12 education.....	1	2	3	4	5
Adult educational opportunities.....	1	2	3	4	5
Sense of civic/community pride.....	1	2	3	4	5
Neighborliness of residents in Oshkosh.....	1	2	3	4	5
Opportunities to participate in social events and activities.....	1	2	3	4	5
Opportunities to attend special events and festivals.....	1	2	3	4	5
Opportunities to volunteer.....	1	2	3	4	5
Opportunities to participate in community matters.....	1	2	3	4	5
Openness and acceptance of the community toward people of diverse backgrounds.....	1	2	3	4	5

8. Please indicate whether or not you have done each of the following in the last 12 months.

	<u>No</u>	<u>Yes</u>
Contacted the City of Oshkosh (in-person, phone, email, or web) for help or information.....	1	2
Contacted Oshkosh elected officials (in-person, phone, email, or web) to express your opinion.....	1	2
Attended a local public meeting (of local elected officials like City Council or County Commissioners, advisory boards, neighborhood watch, etc.).....	1	2
Watched (online or on television) a local public meeting.....	1	2
Volunteered your time to some group/activity in Oshkosh.....	1	2
Campaigned or advocated for a local issue, cause, or candidate.....	1	2
Voted in your most recent local election.....	1	2
Used bus, rail, subway, or other public transportation instead of driving.....	1	2
Carpooled with other adults or children instead of driving alone.....	1	2
Walked or biked instead of driving.....	1	2

The City of Oshkosh 2023 Community Survey

9. Please rate the quality of each of the following services in Oshkosh. Keep in mind that the city may not provide some of these services.

	<u>Excellent</u>	<u>Good</u>	<u>Fair</u>	<u>Poor</u>	<u>Don't know</u>
Public information services.....	1	2	3	4	5
Economic development.....	1	2	3	4	5
Traffic enforcement.....	1	2	3	4	5
Traffic signal timing.....	1	2	3	4	5
Street repair.....	1	2	3	4	5
Street cleaning.....	1	2	3	4	5
Street lighting.....	1	2	3	4	5
Snow removal.....	1	2	3	4	5
Sidewalk maintenance.....	1	2	3	4	5
Bus or transit services.....	1	2	3	4	5
Land use, planning, and zoning.....	1	2	3	4	5
Code enforcement (weeds, abandoned buildings, etc.).....	1	2	3	4	5
Affordable high-speed internet access.....	1	2	3	4	5
Garbage collection.....	1	2	3	4	5
Drinking water.....	1	2	3	4	5
Sewer services.....	1	2	3	4	5
Storm water management (storm drainage, dams, levees, etc.).....	1	2	3	4	5
Power (electric and/or gas) utility.....	1	2	3	4	5
Utility billing.....	1	2	3	4	5
Police services.....	1	2	3	4	5
Crime prevention.....	1	2	3	4	5
Animal control.....	1	2	3	4	5
Ambulance or emergency medical services.....	1	2	3	4	5
Fire services.....	1	2	3	4	5
Fire prevention and education.....	1	2	3	4	5
Emergency preparedness (services that prepare the community for natural disasters or other emergency situations).....	1	2	3	4	5
Preservation of natural areas (open space, farmlands, and greenbelts).....	1	2	3	4	5
Oshkosh open space.....	1	2	3	4	5
Recycling.....	1	2	3	4	5
Yard waste pick-up.....	1	2	3	4	5
City parks.....	1	2	3	4	5
Recreation programs or classes.....	1	2	3	4	5
Recreation centers or facilities.....	1	2	3	4	5
Health services.....	1	2	3	4	5
Public library services.....	1	2	3	4	5
Overall customer service by Oshkosh employees (police, receptionists, planners, etc.).....	1	2	3	4	5

10. Please rate the following categories of Oshkosh government performance.

	<u>Excellent</u>	<u>Good</u>	<u>Fair</u>	<u>Poor</u>	<u>Don't know</u>
The value of services for the taxes paid to Oshkosh.....	1	2	3	4	5
The overall direction that Oshkosh is taking.....	1	2	3	4	5
The job Oshkosh government does at welcoming resident involvement.....	1	2	3	4	5
Overall confidence in Oshkosh government.....	1	2	3	4	5
Generally acting in the best interest of the community.....	1	2	3	4	5
Being honest.....	1	2	3	4	5
Being open and transparent to the public.....	1	2	3	4	5
Informing residents about issues facing the community.....	1	2	3	4	5
Treating all residents fairly.....	1	2	3	4	5
Treating residents with respect.....	1	2	3	4	5

11. Overall, how would you rate the quality of the services provided by each of the following?

	<u>Excellent</u>	<u>Good</u>	<u>Fair</u>	<u>Poor</u>	<u>Don't know</u>
The City of Oshkosh.....	1	2	3	4	5
The Federal Government.....	1	2	3	4	5

12. Please rate how important, if at all, you think it is for the Oshkosh community to focus on each of the following in the coming two years.

	<u>Essential</u>	<u>Very important</u>	<u>Somewhat important</u>	<u>Not at all important</u>
Overall economic health of Oshkosh	1	2	3	4
Overall quality of the transportation system (auto, bicycle, foot, bus) in Oshkosh	1	2	3	4
Overall design or layout of Oshkosh’s residential and commercial areas (e.g., homes, buildings, streets, parks, etc.)	1	2	3	4
Overall quality of the utility infrastructure in Oshkosh (water, sewer, storm water, electric/gas, broadband).....	1	2	3	4
Overall feeling of safety in Oshkosh.....	1	2	3	4
Overall quality of natural environment in Oshkosh.....	1	2	3	4
Overall quality of parks and recreation opportunities	1	2	3	4
Overall health and wellness opportunities in Oshkosh.....	1	2	3	4
Overall opportunities for education, culture, and the arts.....	1	2	3	4
Residents’ connection and engagement with their community	1	2	3	4

The City of Oshkosh 2023 Community Survey

Our last questions are about you and your household.

Again, all of your responses to this survey are confidential and no identifying information will be shared.

D1. In general, how many times do you:	Several <u>times a day</u>	Once <u>a day</u>	A few times <u>a week</u>	Every <u>few weeks</u>	Less often <u>or never</u>	Don't <u>know</u>
Access the internet from your home using a computer, laptop, or tablet computer	1	2	3	4	5	6
Access the internet from your cell phone	1	2	3	4	5	6
Visit social media sites such as Facebook, Twitter, Nextdoor, etc.	1	2	3	4	5	6
Use or check email.....	1	2	3	4	5	6
Share your opinions online.....	1	2	3	4	5	6
Shop online	1	2	3	4	5	6

D2. Please rate your overall health.

- Excellent
 Very good
 Good
 Fair
 Poor

D3. What impact, if any, do you think the economy will have on your family income in the next 6 months?

Do you think the impact will be:

- Very positive
 Somewhat positive
 Neutral
 Somewhat negative
 Very negative

D4. How many years have you lived in Oshkosh?

- Less than 2 years
 2-5 years
 6-10 years
 11-20 years
 More than 20 years

D5. Which best describes the building you live in?

- Single-family detached home
 Townhouse or duplex (may share walls but no units above or below you)
 Condominium or apartment (have units above or below you)
 Mobile home
 Other

D6. Do you rent or own your home?

- Rent
 Own

D7. About how much is your monthly housing cost for the place you live (including rent, mortgage payment, property tax, property insurance, and homeowners' association (HOA) fees)?

- Less than \$300 \$2,500 to \$3,999
 \$300 to \$599 \$4,000 to \$6,999
 \$600 to \$999 \$7,000 to \$9,999
 \$1,000 to \$1,499 \$10,000 or more
 \$1,500 to \$2,499

D8. Do any children 17 or under live in your household?

- No Yes

D9. Are you or any other members of your household aged 65 or older?

- No Yes

D10. How much do you anticipate your household's total income before taxes will be for the current year? (Please include in your total income money from all sources for all persons living in your household.)

- Less than \$25,000 \$100,000 to \$149,999
 \$25,000 to \$49,999 \$150,000 to \$199,999
 \$50,000 to \$74,999 \$200,000 to \$299,999
 \$75,000 to \$99,999 \$300,000 or more

D11. Are you of Hispanic, Latino/a/x, or Spanish origin?

- No Yes

D12. What is your race? (Mark one or more races to indicate what race you consider yourself to be.)

- American Indian or Alaskan Native
 Asian
 Black or African American
 Native Hawaiian or Other Pacific Islander
 White
 A race not listed

D13. In which category is your age?

- 18-24 years 55-64 years
 25-34 years 65-74 years
 35-44 years 75 years or older
 45-54 years

D14. What is your gender?

- Woman
 Man
 Identify in another way → go to D14a

D14a. If you identify in another way, how would you describe your gender?

- Agender/I don't identify with any gender
 Genderqueer/gender fluid
 Non-binary
 Transgender man
 Transgender woman
 Two-spirit
 Identify in another way

Thank you!

Please return the completed survey in the postage-paid envelope to:
National Research Center, Inc., PO Box 549, Belle Mead, NJ 08502