



Oshkosh, WI

2025 Adopted Budget



Updated: November 12, 2024

TABLE OF CONTENTS

Introduction

City Manager's 2025 Budget Message	5	-	10
History of the City	11		
Demographics	12	-	15
Organization Chart	16		
Fund Structure	17		
Budgetary Basis	18		
Fund Descriptions	19	-	30
Budget Process/ Timeline	31	-	33
Key Performance Indicators (KPIs)	34	-	54
<i>Administrative Services</i>	34	-	37
<i>City Attorney</i>	38		
<i>City Clerk</i>	39	-	40
<i>Community Development</i>	41	-	42
<i>Finance</i>	43		
<i>Fire Department</i>	44		
<i>Library</i>	45		
<i>Museum</i>	46		
<i>Parks Department</i>	47	-	48
<i>Police Department</i>	49	-	50
<i>Public Works</i>	51	-	52
<i>Transportation</i>	53	-	54
Diversity Equity and Inclusion Metrics (DEI)	55	-	57
<i>Diversity, Equity and Inclusion-City Wide KPIs</i>	58	-	61

Budget Overview

Tax Levy	62	-	65
Revenues - Sources of Funds	66		
Expenditures - Use of Funds	67		
Analysis of General Fund Balances and Graph	68	-	69

General Fund Summary

General Fund Summary	70	-	73
Fund Balance Summary	74	-	75

General Government

City Council	0100-0010	76	-	77
City Manager	0100-0020	78	-	79
City Attorney	0100-0030	80	-	82
Human Resources	0100-0040	83	-	85
City Clerk	0100-0050	86	-	88
Elections	0100-0060	89	-	91

General Government Cont'd

Finance	0100-0071	92	-	94
Taxes & Interest	0100-0072	95	-	96
Other Revenue	0100-0073	97	-	98
Purchasing	0100-0090	99	-	101
Information Technology	0100-0110	102	-	104
Insurance	0100-0120	105		
Facilities Maintenance	0100-0130	106	-	108
Oshkosh Media	0100-0150	109	-	111

Public Safety

Police	0100-0211	112	-	116
Animal Care	0100-0214	117		
Auxiliary Police	0100-0217	118	-	119
Crossing Guards	0100-0218	120	-	121

Public Safety Con't

Fire	0100-0230	122	-	126
Hydrant Rental	0100-0250	127		
Police & Fire Commission	0100-0290	128		

Public Works

Public Works - Administration	0100-0410	129	-	130
Engineering	0100-0420	131	-	135
Streets	0100-0430	136	-	139
Central Garage	0100-0450	140	-	142

Parks

Parks	0100-0610	143	-	147
Forestry	0100-0620	148	-	150

Community Development

Assessor	0100-0080	151	-	153
Economic Development	0100-0730	154	-	156
Planning Division	0100-0740	157	-	159

Transportation

Electric	0100-0801	160	-	163
Sign	0100-0810	164	-	167

Unclassified

Unclassified	0100-0914	168	-	169
--------------	-----------	-----	---	-----

Special Revenue Funds

Special Revenue Summary		170	-	173
Senior Center Revolving Fund	0201-0760	174	-	176
CDBG Revolving Loan Fund	0202-4740	177	-	179
Business Improvement District Fund	0209-1030	180	-	181
Recycling	0211-0480	182	-	186
Garbage Collection & Disposal (Sanitation Division)	0212-0470	187	-	191

Special Revenue Funds Con't

Police Special Fund	0215-0211	192	-	194
Street Lighting	0223-0460	195	-	196
ARPA	0224	197	-	201
Museum Membership	0227-1070	202	-	204
Senior Services Fund	0231-0760	205	-	208
Fire Special Revenue	0235-0230	209	-	211
Ambulance	0237-0240	212	-	214
Library	0239-1060	215	-	219
Museum	0241-1070	220	-	224
Museum Collections	0242-1070	225	-	227
Cemetery	0247-0650	228	-	232
Community Development Special Fund	0249-0740	233	-	234
Park Revenue Facilities Fund	0255-0610	235	-	244
Leach Amphitheater	0256-0610	245	-	248
Public Works Special Fund	0257-0410	249	-	251
Pollock Water Park Fund	0259-0610	252	-	256
Neighborhood Improvement Loan Program	0301-0740	257		
Healthy Neighborhood Initiatives	0302-0740	258	-	260
Community Development Block Grant	0303-0740	261	-	262
Local GO EDC Revolving Loan Fund	0304-0740	263	-	264
Senior Center	0307-0760	265		
Grand Opera House	0501-1020	266	-	267
Oshkosh Convention Center	0503-1040	268	-	271
Convention Center - Parking Ramp	0506-1040	272	-	273

Capital Project Funds

Special Assessments Improvement Fund	0317-0410	274	-	276
Equipment Fund	0323-XXXX	277	-	279
Park Improvement & Acquisition	0325-0610	280	-	281
Tree & Bench Memorial	0333-0620	282	-	283
Special Assessments Replacement Fund	0335-0410	284		
TID Summary		285		
TIF Districts	05XX-1040	286	-	341

Debt Service

Debt Service Fund	0401-0074	342	-	343
-------------------	-----------	-----	---	-----

Enterprise and Utilities

Enterprise Funds Summary		344	-	345
Parking Utility	0509-1717	346	-	348
Transit Utility	0511-1728	349	-	355
Industrial Park Land Enterprise Fund	0515-1040	356	-	357
Water Utility	0541-XXXX	358	-	363
Sewer Utility	0551-XXXX	364	-	368
Stormwater Utility	0561-XXXX	369	-	373

Enterprise and Utilities Cont'd

Weights and Measures	0571-0720	374	-	376
----------------------	-----------	-----	---	-----

Inspection Services	0571-0750	377	-	381
---------------------	-----------	-----	---	-----

Other Funds

Employee Benefits Fund	0601-0903	382	-	384
------------------------	-----------	-----	---	-----

Workers Compensation	0603-0909	385	-	387
----------------------	-----------	-----	---	-----

Field Operations (Central City)	0609-0430/0450	388	-	391
---------------------------------	----------------	-----	---	-----

Trusts Fund	0707-0071	392		
-------------	-----------	-----	--	--

Redevelopment Authority	0901-0999	393	-	394
-------------------------	-----------	-----	---	-----

Capital Improvement Program (CIP) Budget

CIP Projects by Department		395	-	401
----------------------------	--	-----	---	-----

CIP Projects by Funding Source		402	-	414
--------------------------------	--	-----	---	-----



Date: November 12, 2024
To: Honorable Mayor and City Council
From: Mark A. Rohloff, City Manager
Subject: **2025 ADOPTED BUDGET**

Transmitted for your consideration is the City of Oshkosh's adopted 2025 budget. The budget includes the General Fund, special revenue funds, debt service funds, utility funds, and internal service funds. As shown on page 67, these funds combine for a total budget of \$240.4 million. This includes the Capital Improvements Program (CIP) budget, beginning on page 395, and totals approximately \$123 million.

Highlights of the 2025 General Fund Budget

- The 2025 General Fund budget (supported in whole or in part by general property tax dollars) is proposed at \$55,359,021, a decrease of 2.12% from the 2024 budget.
- The overall tax levy, which supports the General Fund, special revenue funds, and the debt service fund, is adopted at \$47,000,000, a decrease of 1.17% under the 2024 budget. Due to revaluation, our assessed value (not including our TIDs) has increased by 53%, to \$5.774 billion. This has resulted in a decrease in our projected tax rate to \$8.14, which represents a decrease of \$4.44 per \$1,000 of assessed value, or 35.3%.
- Our intergovernmental revenue, including state shared revenue, will increase by \$487,950 over the 2024 budget. While not as significant as last year's increase, it represents the second largest increase in 30 years. This will help offset other expenditure increases in our operating budget.

Expenditure Summary

The 2025 total General Fund spending plan of \$55,359,021 represents a 2.12% decrease. Some of the expenditure highlights are as follows:

1. **Public Safety** – Because the Ambulance/EMS portion of Public Safety has been moved to a separate fund of its own, with a total amount of \$6,398,782 being transferred, the Public Safety budget in the General Fund is \$31,839,746, which is technically a \$3,788,820 decrease. The overall budget including EMS is actually

\$38,238,528 an increase of 7.33%. Public Safety remains a priority in our strategic plan, and represents over 57% of the General Fund operating budget. Notable increases include an increase of \$725,100 in the Fire Department to add a fourth EMS unit, as directed by Council; an increase in the Fire Department overtime budget to reflect actual overtime usage in recent years; and an increase of \$355,655 in the Police Department to fund an additional behavioral health officer and Police Sergeant along with a social worker to work directly with our homeless population. These positions will be funded in part by Winnebago County and the Community Foundation.

2. **Public Works** - \$5,644,371; a \$142,159 or 2.6% increase. Now that a sizeable portion of the Public Works operating budget has been moved to an internal service account to help us maintain our eligibility for the state Expenditure Restraint Program, the remaining amount will not see significant variances year to year. The details for the Public Works operating budgets (including utilities) will be found in their respective budgets.
3. **Tax Levy Support to Other Special Revenue Funds** – Although tax levy support to our Special Revenue Funds is not a specific General Fund expenditure, programs such as refuse collection, Library, Pollock Water Park, and GO Transit are largely supported by general property taxes. Each of these funds have been utilizing their fund balances to cover operating costs and avoid reliance on additional tax levy support. Due to increasing costs and declining fund balances, these programs required \$2,150,300 in additional levy support to continue existing operations.

Revenues

Overall, General Fund revenues are decreasing by \$1.3 million, or 2.2%. The primary reason for this reduction is the movement of approximately \$6.4 million in revenues (including levy support) to the newly created fund for Ambulance/EMS. This move was made to increase transparency regarding the expenditures of the EMS service due to the addition of a fourth EMS unit in the 2025 budget and the increase in the per capita charge to our surrounding municipalities that participate in this program. If that shift had not taken place, General Fund revenues would have increased by \$5.1 million, or 9.1%.

Property Tax Summary

As shown on page 62, the general property tax levy is adopted at \$47,000,000, a decrease of \$556,800, or -1.17% over the Adopted 2024 budget. Council is aware that,

due to the recent revaluation of properties in the city, there is a great deal of concern over the shift in valuation to residential properties from commercial properties. That shift moved our total residential valuation from 59% to 68% of total value in the city. Finance Director Calmes has provided you with a summary of how the shift would impact the average property taxpayer, even with no change in the property tax levy. The decrease in levy of 1.17%, will help lessen this impact slightly.

Please note that staff made three notable adjustments to the 2025 budget in order to limit the property tax increase. First, staff has followed input from Council to review individual departmental budgets to identify personnel costs that may come in under budget due to vacancies that occur over the course of a year. Finance Director Calmes has reviewed these departmental budgets with our payroll staff and has incorporated the savings into individual departmental budgets. Secondly, staff identified capital items that were initially proposed for the 2025 budget that are now being funded in part with federal ARPA funds, which must be committed by the end of 2024. This has resulted in savings of approximately \$516,000. Finally, staff identified a surplus in the Debt Service Fund, which is used to pay off debt that Council has previously approved. Staff is proposing that we use approximately \$1.5 million of this fund balance to reduce our tax levy for Debt Service. These three actions have enabled us to save approximately \$2 million in property taxes for 2025.

Shared Revenue and Other Intergovernmental Revenues

With the passage of Act 12, the city realized its single largest increase in shared revenue from the state of Wisconsin in over 30 years in 2024. That increase was well timed, as the additional revenue was needed to address inflation in non-personnel costs, as well as the costs associated with keeping our pay structure competitive with current market conditions. Overall, we will see an increase of \$487,950 in intergovernmental revenues in 2025. While it is not as large an increase as we saw in 2024, this increase in intergovernmental revenues represents the second largest increase we have experienced over the past 30 years.

Property taxes and intergovernmental revenues account for over 76% of total General Fund revenues. The bulk of the remaining revenues are from fines, permits, charges for service, and miscellaneous income, which includes interest earnings. Miscellaneous income increased in the Adopted 2025 Budget due to a proposed drawdown of fund balance of approximately \$5.3 million. There is also a contingency of \$1.6 million, which if unused would net to a fund balance drawdown of approximately \$3.7 million. Aside from that increase in miscellaneous income, the remaining revenues in the General Fund are relatively static on a year-to-year basis.

2025 Expenditures Aligned with Strategic Plan Goals

Earlier this year, the Council adopted an updated strategic plan for 2025-2026. The new plan affirmed the City's priority goals:

1. Enhance our quality of life services
2. Improve and maintain our infrastructure
3. Support economic development
4. Strengthen our neighborhoods
5. Provide a safe, secure, and healthy community; and
6. Enhance the effectiveness of our city government.

The 2025 Adopted Budget has been designed to address these priority goals and initiate activities that will achieve objectives associated with these priority goals. Some examples of 2025 budget highlights that address strategic plan goals are as follows:

Quality of life: The opening of the new Waldwic Gallery at the Oshkosh Public Museum will improve our ability to host temporary exhibits for our residents to enjoy. Our increased collaboration with the Oshkosh Area School District will enable us to reach more students and, in turn, their families, increasing their access to our city's history and the resources of the Museum. The improved funding of the Oshkosh Public Library will enable the library to continue providing its highly regarded services to our community. Implementing the projects in our Comprehensive Outdoor Recreation Plan (CORP) and focusing on improved maintenance for our parks will continue our tradition of providing a high level of park access to our community.

Infrastructure: Our continued investment in our infrastructure is reflected throughout the operating budget and CIP. The Clearwells project at the Water Filtration Plant and the tertiary treatment facilities at our Wastewater Treatment Plant will both fulfill long-sought mandates by the state's Department of Natural Resources. Meanwhile, we remain committed to continuing major street reconstruction projects throughout the community.

Economic development: Now that the Downtown Redevelopment Plan has been completed and approved by Council, staff will begin the process to initiate projects that will encourage economic development in both the downtown area and elsewhere in the city. Our continued investment in the Greater Oshkosh Economic Development Corporation (GO-EDC) will be enhanced by their efforts to increase private funding for this successful public-private partnership. Business retention and expansion remain a priority goal of our economic development partner.

Strong neighborhoods: We will continue our highly successful neighborhood improvement programs with funds generated from tax increment financing (TIF) districts that are closing and are specifically earmarked for our Great Neighborhoods Program. Our commitment to developing more housing that is geared towards lower- and moderate-income individuals is reflected in our CIP, as well as in recent allocations of ARPA grant funds.

Safe community: The largest increases in our 2025 budget are in this key area. The addition of a fourth EMS unit, as directed by Council, will improve the availability of our EMS services. The additional per capita charge to our surrounding municipalities will help fund part of this, but tax levy support will still be required for our share of this addition. Thanks to a collaborative effort with our business and philanthropic partners, the Police Department will be adding an additional police officer to serve as a behavioral health officer specifically geared for assistance to the homeless community. This behavioral health officer will be partnered with another Winnebago County social worker, which will be funded in part by our nonprofit and philanthropic communities. This team will be out in the community directly serving the homeless population and connecting them with services that will assist them in breaking the cycle of homelessness. This represents one part of a longer-term effort to address housing needs.

Effective city government: Staff continues to work with outside groups to develop benchmark measures that can measure our effectiveness and efficiencies compared to other comparable municipalities. Our continued use of the POLCO survey tool will allow us to track citizen satisfaction of our services and gather feedback from the community on important issues. Continued use of technology will improve our efficiency and provide more data for us to improve our operations. Meanwhile, we will continue our efforts to better tell our story so that the public is more aware of the things we are doing and why we are doing them. With a new city manager coming on board in 2025, I anticipate that Council will work closely with my successor to continue improvements in this area.

Fund Balance/General Fund

Since 2011, Council has followed a fund balance policy as recommended by the Long Range Finance Committee (LRFC). The current policy established a range for the unassigned fund balance to be between 16-30% of the upcoming year's budgeted General Fund expenditures. Cities with the highest bond ratings generally meet or exceed this threshold.

As shown in our 2023 financial statements, the unassigned fund balance on December 31, 2023 was \$17,822,646. This amount represents 31.49% of 2024 General Fund


budgeted expenditures, so we are well in compliance with our policy. Staff projects a fund balance of approximately \$19,835,029 at the end of 2024, or 35.83% of 2025 General Fund expenditures. The amount exceeding our 30% threshold is approximately \$3.23 million. It is appropriate to consider options to reduce our fund balance in accordance with our policy. Council may choose to consider some one-time investments in debt reduction, capital projects, equipment replacement, special projects, or building improvements. At the same time, I recommend that staff work with the LRFC to review our policy to identify expenditures in other funds supported in part by property taxes that should be included in the fund balance calculation. The primary purpose of fund balance is to ensure that we can withstand the negative impact of events such as natural disasters and economic downturns. For this reason, any use of our fund balance must be taken with those thoughts in mind.

I am pleased that our fund balance remains strong, and that we are presenting a balanced budget for 2025. The strict adherence to our fund balance policy has been a positive for us, and maintaining that fund balance in accordance with the policy will remain a strength of ours to improve our bond rating in the future. A review of the policy will further strengthen our financial position.

Closing Remarks

I wish to thank Finance Director Calmes, her staff, and all departments for their work in putting together this budget document for Council's consideration. Their efforts are consistent with our strategic plan's goals and guiding principles, and have enabled us to submit a fiscally responsible budget to the Council.

Respectfully submitted,



Mark A. Rohloff
City Manager

History of the City

OSHKOSH, WISCONSIN

The City of Oshkosh was incorporated in 1853 and is the County seat of Winnebago County. It is located on the western shore of Lake Winnebago in the Fox River Valley 173 miles north of the City of Chicago, Illinois, and 275 miles east of the cities of Minneapolis and St. Paul, Minnesota. The corporate limits of the City encompass approximately 24.24 square miles and the population is currently 66,694.



Oshkosh is the perfect place for businesses to call home. With an impressive portfolio of top employers, Oshkosh has the resources that businesses and entrepreneurs need to reach their goals and find success. Oshkosh is home to many successful businesses that are powered by the area's exceptional workforce.

The Oshkosh-Neenah Metropolitan Statistical Area (MSA) has a population of 171,735 according to the U.S. Census reports from 2020. The MSA also has a civilian labor force size of 93,109, according to the U.S. Bureau of Labor Statistics.

The city plays host to hundreds of local, regional, national and international events each year—Oshkosh is, after all, Wisconsin's Event City.

GENERAL GOVERNMENT FUNCTIONS

The City's government consists of a City Manager who is employed by the Mayor and Council of 6 members who are elected at large to a two term-year term.

The City provides a full range of municipal services contemplated by Statute or character. This includes police, fire, streets and sanitation, social services, parks, public improvements, library, museum, mass transit, planning and zoning, and general administrative services.

COUNCIL MEMBERS AND PRINCIPAL OFFICERS COUNCIL MEMBERS

<u>Name</u>	<u>Title</u>
Matt Mugerauer	Mayor
Karl Buelow	Deputy Mayor
Paul Esslinger	Council Member
Jacob Floam	Council Member
Kris Larson	Council Member
DJ Nichols	Council Member
Joseph Stephenson	Council Member

PRINCIPAL OFFICERS

<u>Name</u>	<u>Title</u>
Mark A. Rohloff	City Manager
Julie Calmes	Director of Finance
Hailey Palmquist	Assistant Director of Finance

Population Overview



TOTAL POPULATION

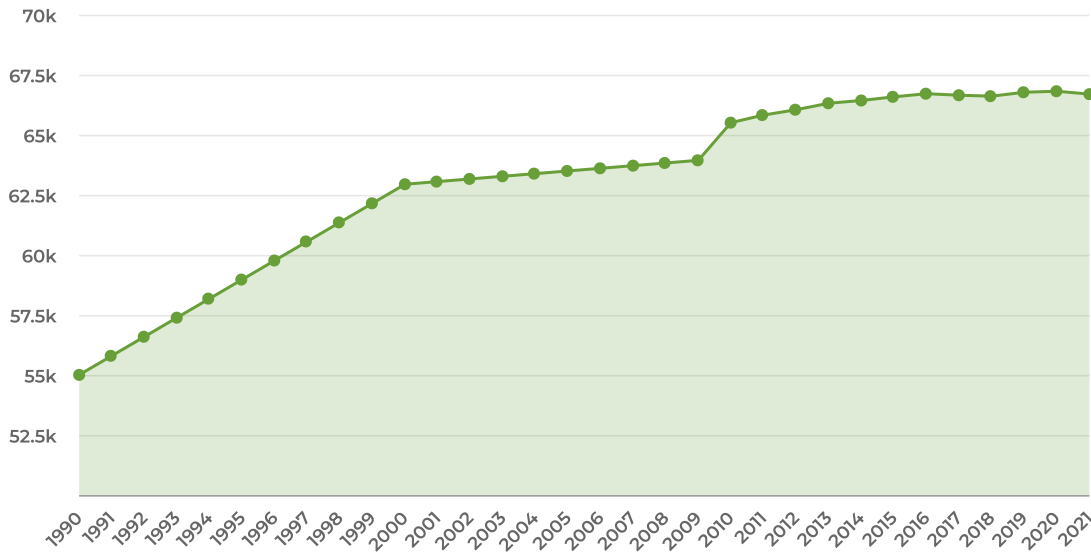
66,694

▼ **.2%**
vs. 2020

GROWTH RANK

838 out of **1852**

Municipalities in Wisconsin



* Data Source: U.S. Census Bureau American Community Survey 5-year Data and the 2020, 2010, 2000, and 1990 Decennial Censuses



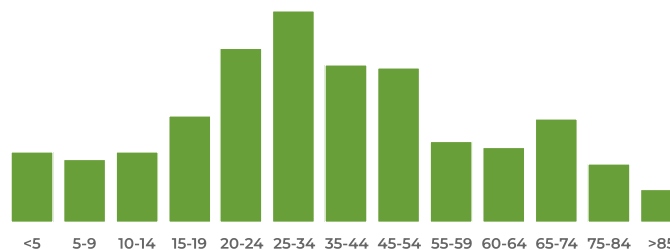
DAYTIME POPULATION

77,761

Daytime population represents the effect of persons coming into or leaving a community for work, entertainment, shopping, etc. during the typical workday. An increased daytime population puts greater demand on host community services which directly impacts operational costs.

* Data Source: American Community Survey 5-year estimates

POPULATION BY AGE GROUP



Aging affects the needs and lifestyle choices of residents. Municipalities must adjust and plan services accordingly.

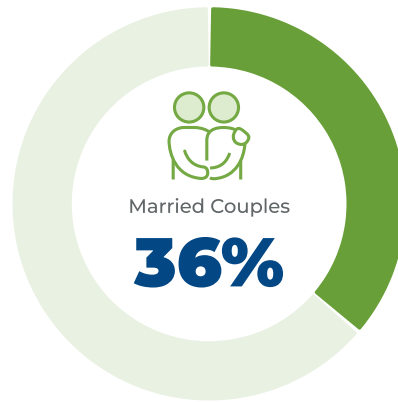
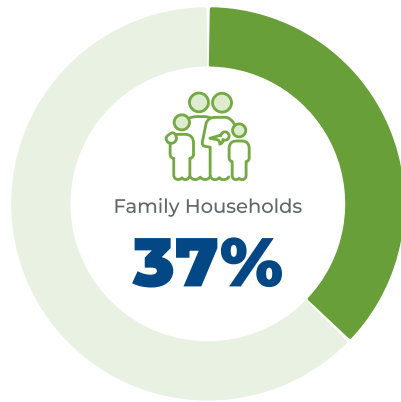
* Data Source: American Community Survey 5-year estimates

Household Analysis

TOTAL HOUSEHOLDS

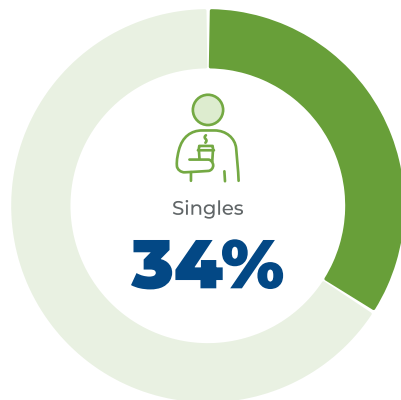
26,565

Municipalities must consider the dynamics of household types to plan for and provide services effectively. Household type also has a general correlation to income levels which affect the municipal tax base.



▼ **26%**

lower than state average



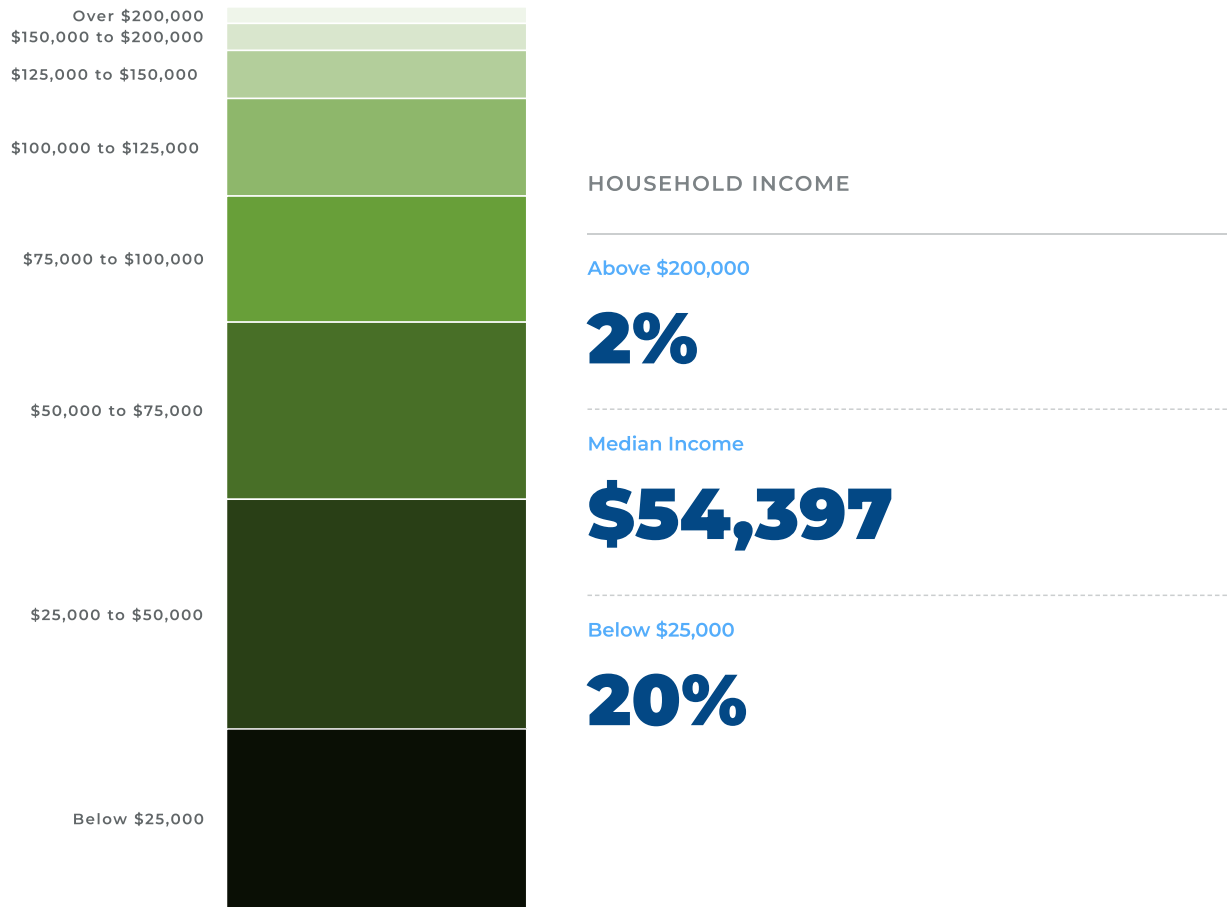
▲ **16%**

higher than state average

** Data Source: American Community Survey 5-year estimates*

Economic Analysis

Household income is a key data point in evaluating a community's wealth and spending power. Pay levels and earnings typically vary by geographic regions and should be looked at in context of the overall cost of living.



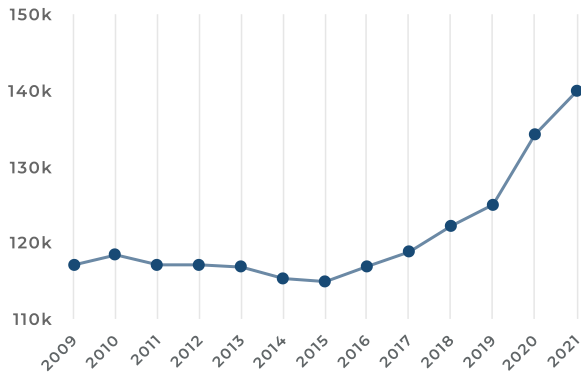
** Data Source: American Community Survey 5-year estimates*

Housing Overview



2021 MEDIAN HOME VALUE

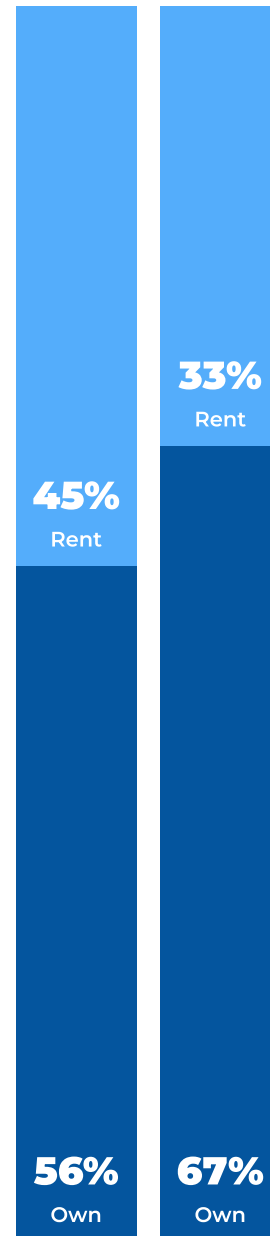
\$139,900



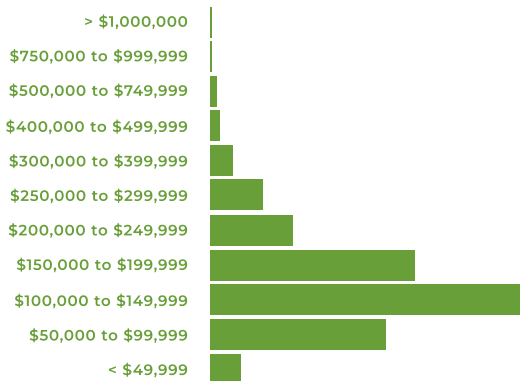
* Data Source: 2021 US Census Bureau (<http://www.census.gov/data/developers/data-sets.html>), American Community Survey. Home value data includes all types of owner-occupied housing.

HOME OWNERS VS RENTERS

Oshkosh State Avg.



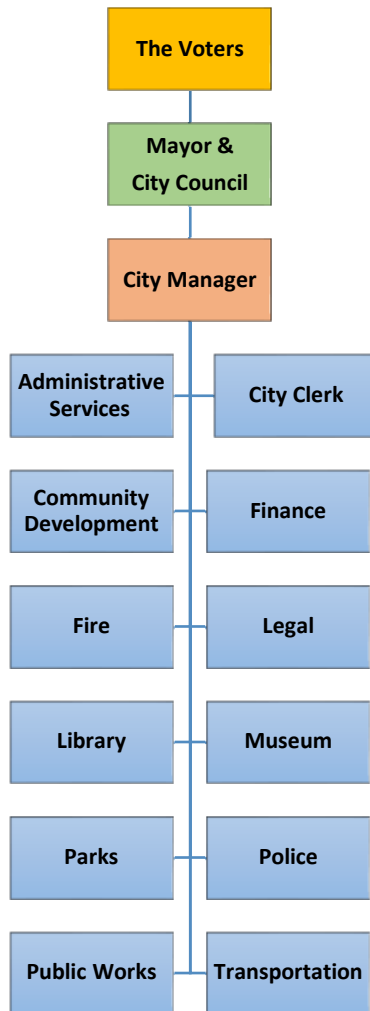
HOME VALUE DISTRIBUTION



* Data Source: 2021 US Census Bureau (<http://www.census.gov/data/developers/data-sets.html>), American Community Survey. Home value data includes all types of owner-occupied housing.

* Data Source: 2021 US Census Bureau (<http://www.census.gov/data/developers/data-sets.html>), American Community Survey. Home value data includes all types of owner-occupied housing.

ORGANIZATIONAL CHART



City of Oshkosh
Fund Structure

Governmental Funds										Proprietary Funds	Other Funds
General Fund	Special Revenue Funds				Debt Service Fund	Capital Project Funds				Enterprise Funds	
	Senior Services Revolving Fund	ARPA	Cemetery	Neighborhood Improvement Loan Program		Special Assessment Improvement Fund	Equipment Fund	Tree & Bench Memorial	TIF #37	Parking Utility	Employee Benefits Fund
	CDBG Revolving Loan Fund	Museum Membership Fund	Community Development Special Fund	Healthy Neighborhood Initiative		Special Assessments Replacement Fund	Park Land Improvement & Acquisition	TIF #28	TIF #38	Transit Utility	Workers Compensation
	BID District	Senior Services Division	Parks Revenue Facilities Fund	Community Development Block Grant		TIF #8	TIF #19	TIF #29	TIF #39	Industrial Park Land Fund	Field Operations
	Recycling Fund	Fire Special Revenue Fund	Public Works Special Fund	Local GO EDC Revolving Loan Fund		TIF #12	TIF #20	TIF #30	TIF #40	Water Utility	Trust Funds
	Garbage Collection & Disposal Fund	Ambulance	Leach Amphitheater	Senior Center		TIF #13	TIF #21	TIF #31	TIF #41	Sewer Utility	Redevelopment Authority
	Police Special Fund	Library	Pollock Pool	Grand Opera House		TIF #14	TIF #23	TIF #32	TIF #42	Stormwater Utility	
	Street Lighting Fund	Museum	Convention Center Parking Ramp	Convention Center		TIF #15	TIF #24	TIF #33	TIF #43	Weights & Measures	
		Museum Collection Fund				TIF #16	TIF #25	TIF #34		Inspection Services	
						TIF #17	TIF #26	TIF #35			
						TIF #18	TIF #27	TIF #36			

BUDGETARY BASIS

Budgetary Basis refers to the point in time at which revenues and expenditures are recognized in the accounts and reported in the financial statements.

Modified Accrual is the method under which revenues and other financial resource increments are recognized when they become susceptible to accrual; that is, when they become both “measurable” and “available to finance expenditures of the current period.” “Available” means collectible in the current period or soon enough thereafter to be used to pay the liabilities of the current period.

The **Governmental Funds (General, Special Revenue, Debt Service, and Capital Project) and Fiduciary Funds** are budgeted and accounted for using the modified accrual basis of accounting. Property taxes are recorded in the year levied as receivable and deferred revenues. They are recognized as revenues in the succeeding year when services financed by the levy are being provided. Property taxes are levied and billed in December. Payment in full or the first installment payment due date is January 31. The second installment payment due date is March 31, third installment payment due date is May 31, and the fourth installment payment is due July 31.

Intergovernmental aids and grants are recognized as revenues in the period the related expenditures are incurred, if applicable, or when the city is entitled to the aids.

Special assessments are recorded as revenues when collected. Annual installments due in future years are reflected as receivables and deferred revenues.

Other general revenues such as fines and forfeitures, inspection fees, recreation fees, and miscellaneous revenues are recognized when received in cash or when measurable and available under the criteria described above.

Accrual Basis indicates revenues are recorded when they are earned (whether or not cash is received at the time) and expenditures are recorded when goods and services are received (whether cash disbursements are made at the time or not).

Finance reporting for the **Proprietary Funds** is on the accrual basis of accounting. Depreciation is budgeted as a separate capital and debt activity and is identified as part of the balance sheet for presentation.

FUND DESCRIPTIONS

Governmental accounting systems should be organized and operated on a fund basis. Individual resources are allocated to, and accounted for, in separate accounting entities, identified as funds, based upon the purposes for which they are to be spent and the means by which spending activities are legally controlled.

Governmental units should establish and maintain those funds required by law and sound financial administration. Only the minimum number of funds consistent with legal and operating requirements should be established because unnecessary funds result in inflexibility, undue complexity, and inefficient financial administrations.

Individual funds are classified into three broad categories: Governmental, Proprietary, and Fiduciary. All funds are appropriated.

Governmental Fund Types

Governmental Fund Types are subdivided into four sections: General Fund, Special Revenue Funds, Debt Service Funds, and Capital Project Funds.

- General Fund: The general operating fund used to account for most of the day to day activities of the city.
- Special Revenue Funds: Account for the proceeds of specific revenue sources that are legally restricted to expenditures for specified purposes.
- Debt Service Funds: Account for the accumulation of resources for the payment of general long-term debt principal, interest, and related costs.
- Capital Project Funds: Account for the financing and expenses associated with major equipment purchases, land purchases, or infrastructure projects.

Major Fund Definition

A Major Fund is defined as a fund that reports at least 10 percent of total governmental assets, liabilities, revenues or expenditures and at least five percent of combined city assets, liabilities, revenues or expenditures. The City may choose to classify a fund as a major fund if that fund has particular importance to financial users. By definition, the General Fund is always considered a major fund. The remaining major funds are Debt Service Fund, Transit Utility Fund, Water Utility Fund, Sewer Utility Fund, and Storm Water Utility Fund.

Fund 0100 – General Fund (Major Fund)

The General Fund of a governmental unit serves as the primary reporting vehicle for current governmental operations. The General Fund, by definition, accounts for all current financial resources not required by law or administrative action to be accounted for in another fund. The major sources of revenue for the General Fund include: property taxes and intergovernmental revenue. The major departments funded are: City Council, City Manager, City Attorney,

Administrative Services, City Clerk, Elections, Finance, Police, Fire, Public Works, Parks, Community Development, Transportation, and the Unclassified Fund. This fund is considered a major fund.

Special Revenue Funds

Fund 0201 – Senior Services Revolving Fund (non-Major Fund)

The Senior Center Revolving Fund is used to account for services provided to senior citizens funded through direct and indirect charges, sponsorships, and donations.

Fund 0202 – CDBG Revolving Loan Fund (non-Major Fund)

The CDBG Revolving Loan Fund is used to account for deferred payment loans made to low and moderate homebuyers with housing improvement cost and down payments assistance to qualified homebuyers.

Fund 0209 – BID District Fund (non-Major Fund)

The BID District Fund is used to account for the activities of the Downtown Oshkosh Business Improvement District (BID). The BID, created in 1987, has maintained available free parking in the downtown and proactively supports revitalization efforts through a special charge levied against businesses in the district.

Fund 0211 – Recycling Fund (non-Major Fund)

The Recycling Fund is used to account for recycling activities which were created to reduce the amount of solid waste going to the landfill. The Recycling program is primarily funded by fees and state aid payment.

Fund 0212 – Garbage Collection & Disposal Fund (non-Major Fund)

The Garbage Collection & Disposal Fund is used to account for regular or special collections of solid waste and to maintain city property previously used for landfill purposes. It is funded by property tax revenue and other fees.

Fund 0215 – Police Special Fund (non-Major Fund)

The Police Special Fund is used to account for proceeds from Federal and State Grants to be utilized for specific needs as well as from donations or gifts for Police needs.

Fund 0223 – Street Lighting Fund (non-Major Fund)

The Street Lighting Fund is used to account for a comprehensive street lighting network in public right-of-way, parking lots, parks, and other city owned facilities. Funding is provided by general property tax revenue.

Fund 0224 – ARPA-Special Events (non-Major Fund)

This is used to account for received and allocated ARPA Funds.

Fund 0227 – Museum Membership Fund (non-Major Fund)

The Museum Membership Fund is used to account for memberships at the Oshkosh Public Museum and is used to augment the Museum's annual budget.

Fund 0231 – Senior Services Fund (non-Major Fund)

The Senior Services Fund is used to account for operations of the Seniors Center which enrich the quality of life for adults fifty and over. Funding is obtained through general property tax revenue, county aid, building rent, and other gifts and donations.

Fund 0235 – Fire Special Revenue Fund (non-Major Fund)

The Fire Special Revenue Fund is used to account for grants from the Federal Assistance Program which will support and improve emergency medical services.

Fund 0237 – Ambulance (non-Major Fund)

The Ambulance Fund accounts for all current financial resources not required by law or administrative action to be accounted for transparency with the city and townships

Fund 0239 – Library Fund (non-Major Fund)

The Library Fund is used to account for current operations and capital costs associated with the Oshkosh Public Library. Funding consists of general property tax revenue, county shared revenue, contractual revenue, donations, and charges. The Library mission is to provide free access to information, preserve local history, and create a vibrant community gathering space.

Fund 0241 – Museum Fund (non-Major Fund)

The Museum Fund is used to account for the operations of the Oshkosh Public Museum. The Oshkosh Public Museum is a center for the preservation of our culture dedicated to bringing history and heritage through quality, creative, and unrestricted educational experiences. Funding consists of general property tax revenue, admissions, and transfers from other museum funds.

Fund 0242 – Museum Collections Fund (non-Major Fund)

The Museum Collections Fund is used to account for the acquisition of materials for the Museum's Collections, as well as to provide for the conservation and restoration of existing collections. Funds are obtained through gifts and donations.

Fund 0247 – Cemetery Fund (non-Major Fund)

The Riverside Cemetery Fund is used to account for the operations of Riverside Cemetery. Funding is obtained from general property tax revenue, sale of lots, gifts and donations, and other sources.

Fund 0249 – Community Development Special Fund (non-Major Fund)

The Community Development Special Fund is used to account for State and Federal Grants associated with development projects or redevelopment projects.

Fund 0255 – Park Revenue Facilities Fund (non-Major Fund)

The Park Revenue Facilities Fund is used to account for facilities that are not dependent on property tax revenue. These facilities include boat launches, Menominee Park Zoo and Amusement Rides and Concessions, Millers Bay, Reetz Concessions, Zoo Special Events Lakefly Café, and Lakeshore Park.

Fund 0256 – Leach Amphitheater Fund (non-Major Fund)

The Leach Amphitheater Fund is used to account for the amphitheater operations which are funded through general property tax revenue, rentals, concessions, sponsorships, gifts and donations, and other miscellaneous revenue.

Fund 0257 – Public Works Special Fund (non-major Fund)

The Lead Service Line Replacement Fund is used to account for assistance provided to property owners in replacing private lead water services. Funding is received from a state aid program.

Fund 0259 – Pollock Water Park Fund (non-Major Fund)

The Pollock Water Park Fund is used to account for the operations of Pollock Pool. Funding is obtained from general property tax revenue, admissions, concessions, sponsorships, gifts, donations, and other miscellaneous revenue.

Fund 0301 – Neighborhood Improvement Loan Program (non-Major Fund)

The Neighborhood Improvement Loan Program is used to account for funds which are used to expend federal Housing and Urban Development (HUD) Department HOME funds for low-income housing in the City.

Fund 0302 – Healthy Neighborhood Initiatives Fund (non-Major Fund)

The Healthy Neighborhood Initiatives Fund is used to account for funds which are used to strengthen neighborhoods throughout the community. Funds are received from loan

repayments and the closure of TIF Districts. Funds are expended through adopted neighborhood plans or to support healthy neighborhoods.

Fund 0303 – Community Development Block Grant Fund (non-Major Fund)

The Community Development Block Grant Fund is used to account for the Federal Grant Program which is used to help low and moderate income residents by improving housing conditions, improving neighborhoods, providing social services, and eliminating blight.

Fund 0304 – Local GO EDC Revolving Loan Fund (non-Major Fund)

The Local GO EDC Revolving Loan Fund is used to account for loans for economic development. Funding is obtained from transfers from closing TIF Districts.

Fund 0307 – Senior Center Fund (non-Major Fund)

The Senior Center Fund is used to account for facility related expenses and improvements.

Fund 0501 – Grand Opera House Fund (non-Major Fund)

The Grand Opera House Fund is used to account for the coordination and oversight of the Grand Opera House building, grounds, and facility needs. Funding is obtained through room tax revenue, general property tax, and other miscellaneous revenue.

Fund 0503 – Convention Center Fund (non-Major Fund)

The Convention Center Fund is used to account for the collection and distribution of room tax revenue and the expenses of the Convention Center building and grounds.

Fund 0506 – Convention Center – Parking Ramp Fund (non-Major Fund)

The Convention Center – Parking Ramp Fund is to account for the collection of parking ramps fees and the parking ramp utility costs, repairs, equipment replacement, and maintenance.

Capital Project Funds

Fund 0317 – Special Assessments Improvement Fund (Major Fund)

The Special Assessment Fund is used to account for the collection of special assessments against property owners for public improvements.

Fund 0323 – Equipment Fund (non-Major Fund)

The Equipment Fund is used to account for some equipment purchases that are funded by general property tax levy and not dependent on the issuance of debt.

Fund 0333 – Street Tree Memorial Fund (non-Major Fund)

The Street Tree Memorial Fund is used to account for a program that offers citizens the opportunity to purchase tree memorials to be placed within City parks. Funding is obtained through grants, gifts, and donations.

Fund 0335 – Special Assessments Replacements Fund (non-Major Fund)

The Special Assessment Replacement Fund is used to account for the collection of special assessments replacement for wheel taxes and street projects on and after January 1, 2025 except for new construction.

Fund 0502 – TIF 25 City Center Hotel Rehabilitation Capital Project Fund (non-Major Fund)

The TIF 25 City Center Hotel Rehabilitation Capital Project Fund is used to account for the costs associated with the project plan for development.

Fund 0504 – TIF 26 Aviation Business Park Capital Project Fund (non-Major Fund)

The TIF 26 Aviation Business Park Capital Project Fund is used to account for the costs associated with the project plan for development.

Fund 0508 – TIF 27 North Main Street Industrial Park Capital Project Fund (non-Major Fund)

The TIF 27 North Main Street Industrial Park Capital Project Fund is a used to account for the costs associated with the project plan for development.

Fund 0510 – TIF 28 Beach Building Redevelopment Capital Project Fund (non-Major Fund)

The TIF 28 Beach Building Redevelopment Capital Project Fund is used to account for the costs associated with the project plan for development.

Fund 0512 – TIF 29 Morgan District Capital Project Fund (non-Major Fund)

The TIF 29 Morgan District Capital Project Fund is used to account for the costs associated with the project plan for development.

Fund 0514 – TIF 30 Washington Building Capital Project Fund (non-Major Fund)

The TIF 30 Washington Building Capital Project Fund is used to account for the costs associated with the project plan for development.

Fund 0516 – TIF 31 Buckstaff Redevelopment Capital Project Fund (non-Major Fund)

The TIF 31 Buckstaff Redevelopment Capital Project Fund is used to account for the costs associated with the project plan for development.

Fund 0518 – TIF 32 Granary Redevelopment Capital Project Fund (non-Major Fund)

The TIF 32 Granary Redevelopment Capital Project Fund is used to account for the costs associated with the project plan for development.

Fund 0519 – TIF 33 Lamico Redevelopment Capital Project Fund (non-Major Fund)

The TIF 33 Lamico Redevelopment Capital Project Fund is used to account for the costs associated with the project plan for development.

Fund 0520 – TIF 24 Oshkosh Corp E-COAT Project Fund (non-Major Fund)

The TIF 24 Oshkosh Corp Capital Project Fund is used to account for the costs associated with the project plan for development.

Fund 0522 – TIF 14 Mercy Medical Center Capital Project Fund (non-Major Fund)

The TIF 14 Mercy Medical Center Capital Project Fund is used to account for the costs associated with the project plan for development.

Fund 0524 – TIF 15 Park Plaza/Commerce Street Capital Project Fund (non-Major Fund)

The TIF 15 Park Plaza/Commerce Street Capital Project Fund is used to account for the costs associated with the project plan for development.

Fund 0526 – TIF 16 100 Block Redevelopment Capital Project Fund (non-Major Fund)

The TIF 16 100 Block Redevelopment Capital Project Fund is used to account for the costs associated with the project plan for development.

Fund 0528 – TIF 19 NW Industrial Park Expansion Capital Project Fund (non-Major Fund)

The TIF 19 NW Industrial Park Expansion Capital Project Fund is used to account for the costs associated with the project plan for development.

Fund 0529 – TIF 8 S Aviation Industrial Park Capital Project Fund (non-Major Fund)

The TIF 8 S Aviation Industrial Park Capital Project Fund is used to account for the costs associated with the project plan for development.

Fund 0530 – TIF 17 City Center Redevelopment Capital Project Fund (non-Major Fund)

The TIF 17 City Center Redevelopment Capital Project Fund is used to account for the costs associated with the project plan for development.

Fund 0532 – TIF 18 SW Industrial Park Expansion Capital Project Fund (non-Major Fund)

The TIF 18 SW Industrial Park Expansion Capital Project Fund is used to account for the costs associated with the project plan for development.

Fund 0534 – TIF 20 South Shore Redevelopment Capital Project Fund (non-Major Fund)

The TIF 20 South Shore Redevelopment Capital Project Fund is to account for the costs associated with the project plan for development.

Fund 0536 – TIF 21 Fox River Corridor Capital Project Fund (non-Major Fund)

The TIF 21 Fox River Corridor Capital Project Fund is used to account for the costs associated with the project plan for development.

Fund 0537 – TIF 12 Division Street Redevelopment Capital Project Fund (non-Major Fund)

The TIF 12 Division Street Redevelopment Capital Project Fund is used to account for the costs associated with the project plan for development.

Fund 0539 – TIF 13 Marion Road/Pearl Avenue Capital Project Fund (non-Major Fund)

The TIF 13 Marion Road/Pearl Avenue Capital Project Fund is used to account for the costs associated with the project plan for development.

Fund 0540 – TIF 23 SW Industrial Park Expansion Capital Project Fund (non-Major Fund)

The TIF 23 SW Industrial Park Expansion Capital Project Fund is used to account for the costs associated with the project plan for development.

Fund 0580 – TIF 34 Oshkosh Corporation Headquarters Capital Project Fund (non-Major Fund)

The TIF 34 Oshkosh Corporation Headquarters Capital Project Fund is used to account for the costs associated with the project plan for development.

Fund 0581 – TIF 35 Oshkosh Avenue Corridor Capital Project Fund (non-Major Fund)

The TIF 35 Oshkosh Avenue Corridor Capital Project Fund is used to account for the costs associated with the project plan for development.

Fund 0582 – TIF 36 Merge Redevelopment Capital Project Fund (non-Major Fund)

The TIF 36 Merge Redevelopment Capital Project Fund is used to account for the costs associated with the project plan for development.

Fund 0583 – TIF 37 Aviation Plaza Center Capital Project Fund (non-Major Fund)

The TIF 37 Aviation Plaza Center Capital Project Fund is used to account for the costs associated with the project plan for development.

Fund 0584 – TIF 38 Pioneer Redevelopment Capital Project Fund (non-Major Fund)

The TIF 38 Pioneer Redevelopment Capital Project Fund is used to account for the costs associated with the project plan for development.

Fund 0585 – TIF 39 Cabrini School Redevelopment Capital Project Fund (non-Major Fund)

The TIF 39 Cabrini School Redevelopment Capital Project Fund is used to account for the costs associated with the project plan for development.

Fund 0586 – TIF 40 Miles Kimball Redevelopment Capital Project Fund (non-Major Fund)

The TIF 40 Miles Kimball Redevelopment Capital Project Fund is used to account for the costs associated with the project plan for development.

Fund 0587 – TIF 41 Smith School Redevelopment Capital Project Fund (non-Major Fund)

The TIF 41 Smith School Redevelopment Capital Project Fund is used to account for the costs associated with the project plan for development

Fund 0588 – TIF 42 Morgan Crossing Phase II Capital Project Fund (non-Major Fund)

The TIF 42 Morgan Crossing Phase II is used to account for the costs associated with the project plan for development

Fund 0589 – TIF 43 Mill on Main Ph 1, LLC Capital Project Fund (non-Major Fund)

The TIF 43 Mill on Main Ph 1, LLC is used to account for the costs associated with the project plan for development

Debt Service Fund

Fund 0401 – Debt Service Fund (Major Fund)

The Debt Service Fund is used to account for the accumulation of resources for the payment of general long term debt principal, interest, and related costs. This fund is considered a major fund.

Proprietary Fund Type

Proprietary Fund Type is subdivided into two sections: Enterprise Funds and Internal Service Funds.

- Enterprise Funds: Account for the operations that are financed and operated in a manner similar to private business, where the intent of the governing body is that the cost (expenses, including depreciation) of providing goods or services to the general public on a continuing basis be financed or recovered primarily through user charges, or where the governing body has decided that periodic determination of revenues earned, expenses incurred, and/or net income is appropriate for capital maintenance, public policy, management control, accountability or other purposes.
- Internal Service Funds: Account for the financing of goods or services provided by one department or agency to other departments or agencies of the city or to other governments on a cost reimbursement basis.

Enterprise Funds

Fund 0509 – Parking Utility Fund (non-Major Fund)

The Parking Utility Fund is used to account for revenues derived from permits and other revenues attributable to parking. The revenues are used to defray administrative and operational costs related to parking operations and to acquire, landscape, beautify, and construct parking lots and structures.

Fund 0511 – Transit Utility Fund (Major Fund)

The Transit Utility Fund is used to segregate revenues and expenditures of the Transit System for the purpose of determining adequate user fees, giving consideration to additional funding from the Federal, State, and City governments.

Fund 0515 – Industrial Park Land Enterprise Fund (non-Major Fund)

The Industrial Park Land Enterprise Fund is used to account for the acquisition of land for Industrial and Business Parks. Funding is obtained from sales from other City industrial and business sites.

Fund 0541 – Water Utility Fund (Major Fund)

The Water Utility Fund is used to account for all activities necessary to provide water services to residents of the city and outlying areas. Fund activities include administration, billing and collection, operations, maintenance, financing, and related debt service.

Fund 0551 – Sewer Utility Fund (Major Fund)

The Sewer Utility Fund is used to account for segregated costs associated with the Wastewater System in order to establish fair and equitable sewer service rates; provide service to residential, municipal, and commercial customers; and bill customers on either a monthly or quarterly basis.

Fund 0561 – Stormwater Utility Fund (Major Fund)

The Storm Utility Fund is used to account for the costs associated with improvements to manage storm water through flood control projects and water quality improvements as required through the WI DNR.

Fund 0571-0720 – Weights and Measures Fund (non-Major Fund)

The Weights and Measures Fund is used to account for the activities associated with providing weights and measures programming which includes monitoring devices and education.

Fund 0571-0750 – Inspection Services Fund (non-Major Fund)

The Inspection Services Fund is used to account for inspection services. Funding is obtained through the issuance of permits and collection of fees along with other miscellaneous revenue.

Internal Service Funds

Fund 0601 – Employee Benefits Fund (non-Major Fund)

The Health Insurance Fund is an Internal Service Fund established to account for the risk management program established for health insurance. The fund also accounts for the City portion of costs associated with the shared health clinic and wellness center.

Fund 0603 –Workers Compensation Fund (non-Major Fund)

The Workers Compensation Fund is an Internal Service Fund established to account for worker's compensation payments made by the city since it became self-insured for worker's compensation. All departments are charged similarly as they would be if the city was insured by an outside entity.

Fund 0609 – Field Operations (non-Major Fund)?

The Central Garage Fund is an Internal Service Fund used to account for support services provided to meet the operational requirements of the Department of Public Works and other City Departments. An internal service fund is a fund used in governmental accounting to track goods or services shifted between departments on a cost reimbursement basis

Fiduciary Funds

Fiduciary funds are used to account for resources that a government holds as a trustee or agent on behalf of an outside party that cannot be used to support the government's own programs.

Investment/Private-Purpose Trust Fund

Fund 0707 – Trust Fund (non-Major Fund)

The Trust Fund is used to account for private-purpose trust funds which have been donated to the City for specific purposes and investment trust funds are used to report the external portion of investment pools held in a qualifying trust.

Fund 0901 – Redevelopment Authority Fund (Component Unit)

The Redevelopment Authority was created in 2003 to account for the emphasis and focus on the redevelopment and revitalization of the central city, downtown, and the riverfront. The Redevelopment Authority is a separate legal authority from the City and is reported as a Component Unit in the City's Annual Financial Report.

Relationship between Budgeting and Accounting

This budget is adopted on a basis consistent with GAAP (Generally Accepted Accounting Principles), except for certain items that are adjusted on the city's accounting system at fiscal year-end. During the year the city's accounting system reflects changes in the budget approved by the Common Council, typically an increase in estimated revenue and appropriation upon notification of grants or gifts. Department heads monitor budget to actual expenses via accounting system reports on a monthly basis.

The major differences between this adopted budget and GAAP for governmental funds are: a) certain revenues and expenditures, (e.g., compensated absences) not recognized for budgetary purposes are accrued (GAAP); b) supply inventory and self-insurance contributions are recognized as expenditures for budgetary purposes only. Proprietary Fund differences consist of the following: a) certain items, e.g., principal expenses and capital outlay, are recorded as expenditures for budgetary purposes as opposed to adjustments of the appropriate balance sheet accounts (GAAP); b) depreciation is recorded as an expense (GAAP) and not recognized for budgetary purposes.

Budget Timeline

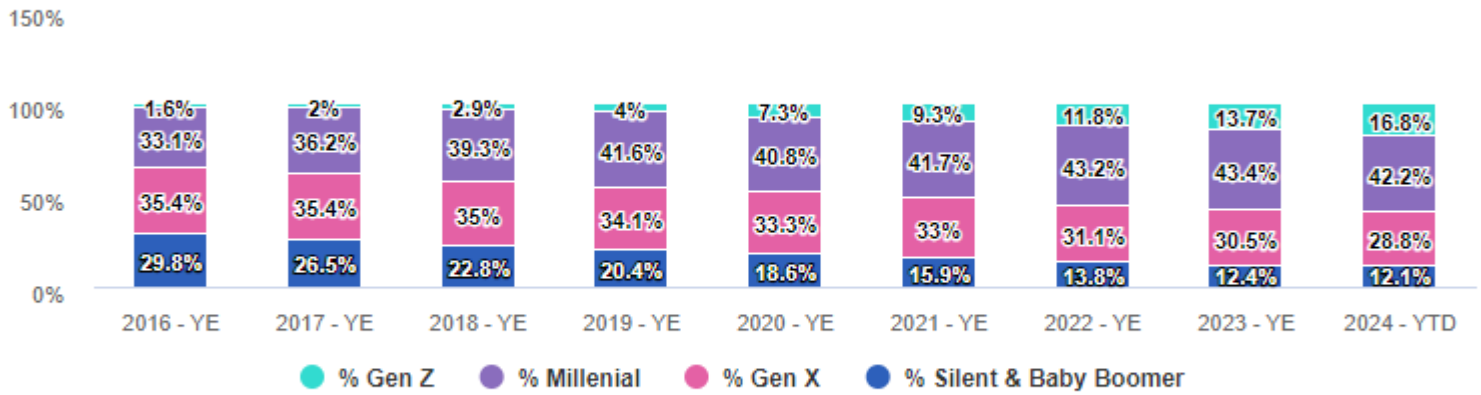




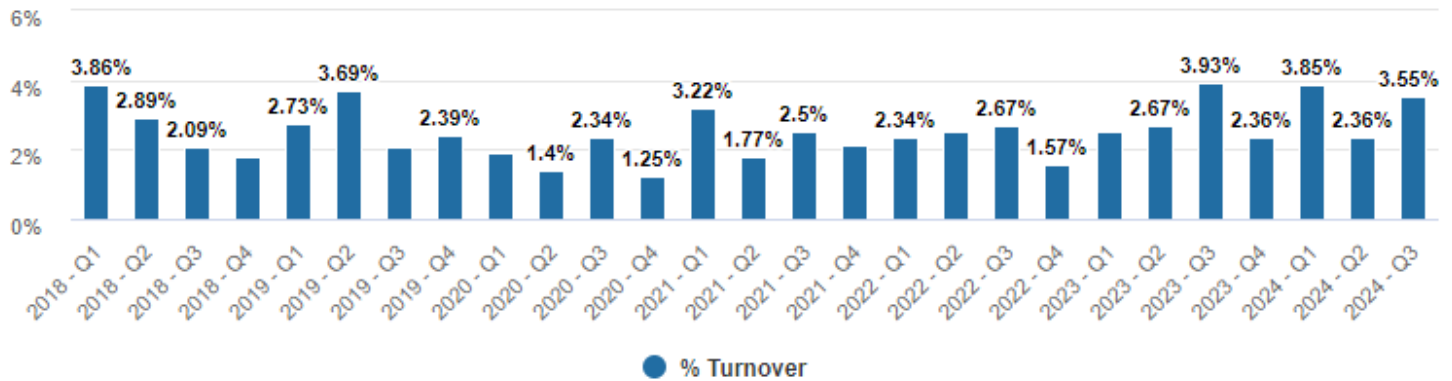


Key Performance Indicators Administrative Services

Workforce Generations

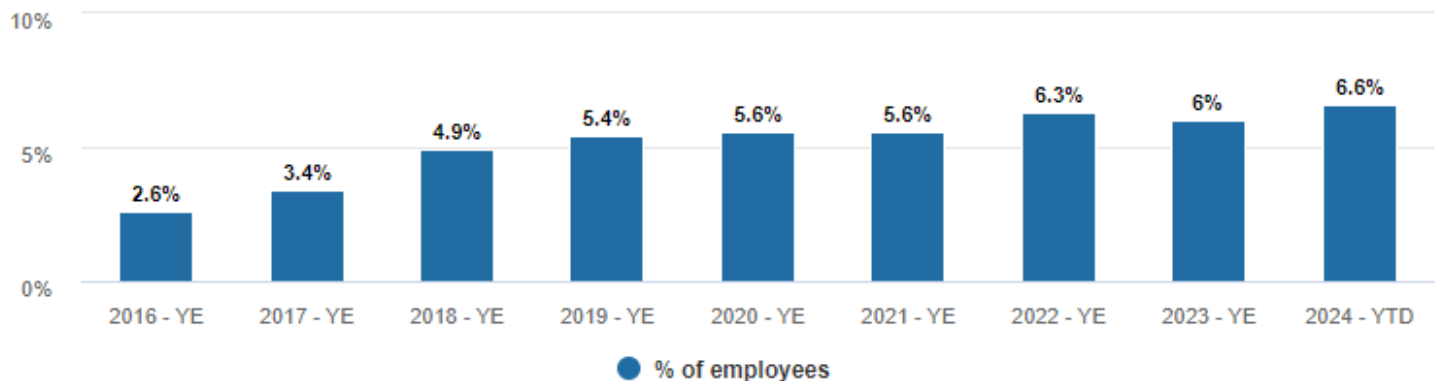


Workforce Turnover



% Turnover of Workforce (Voluntary/Involuntary Terminations)

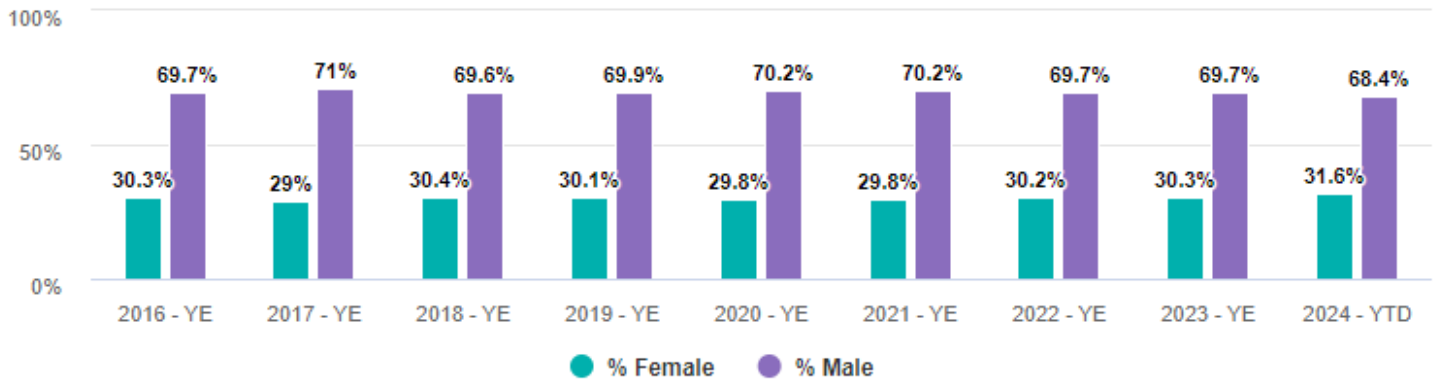
City of Oshkosh Employees - People of Color



Self reported organizational employee population for people of color including Hispanic

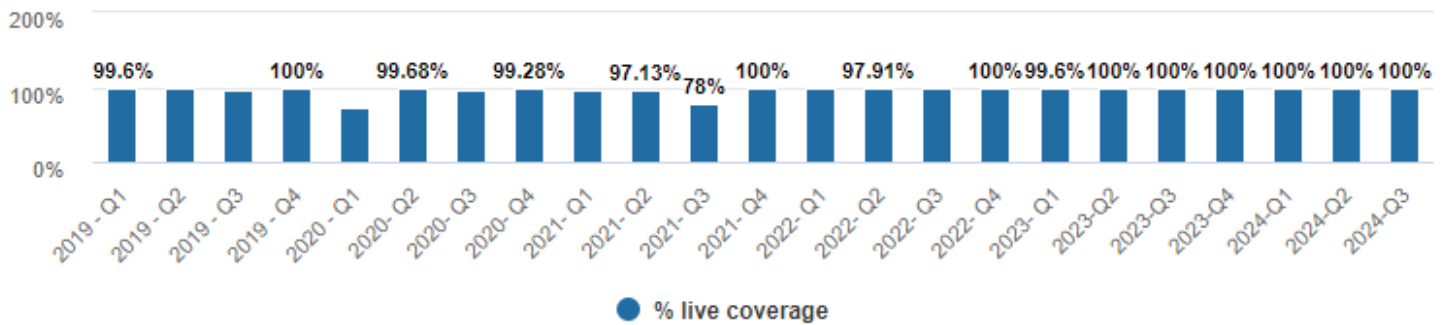
Key Performance Indicators Administrative Services (continued)

City of Oshkosh Employees - Gender Identity



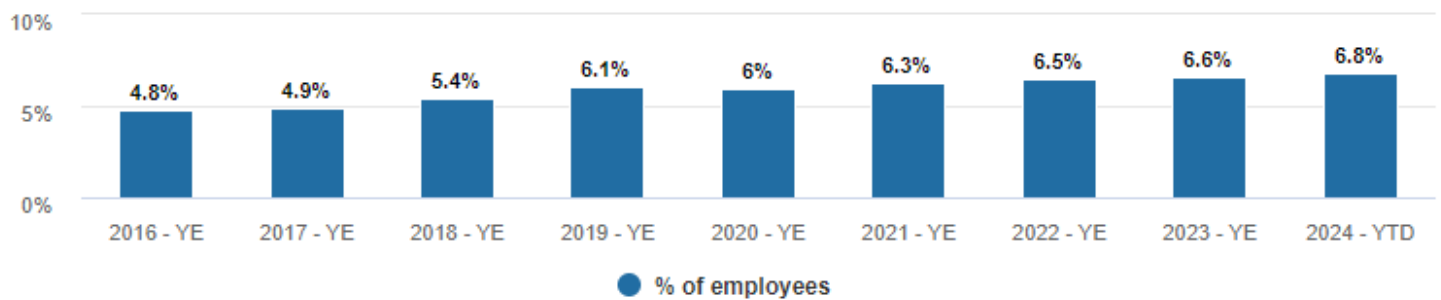
Self-reported gender identity information

Live Government Meeting Coverage



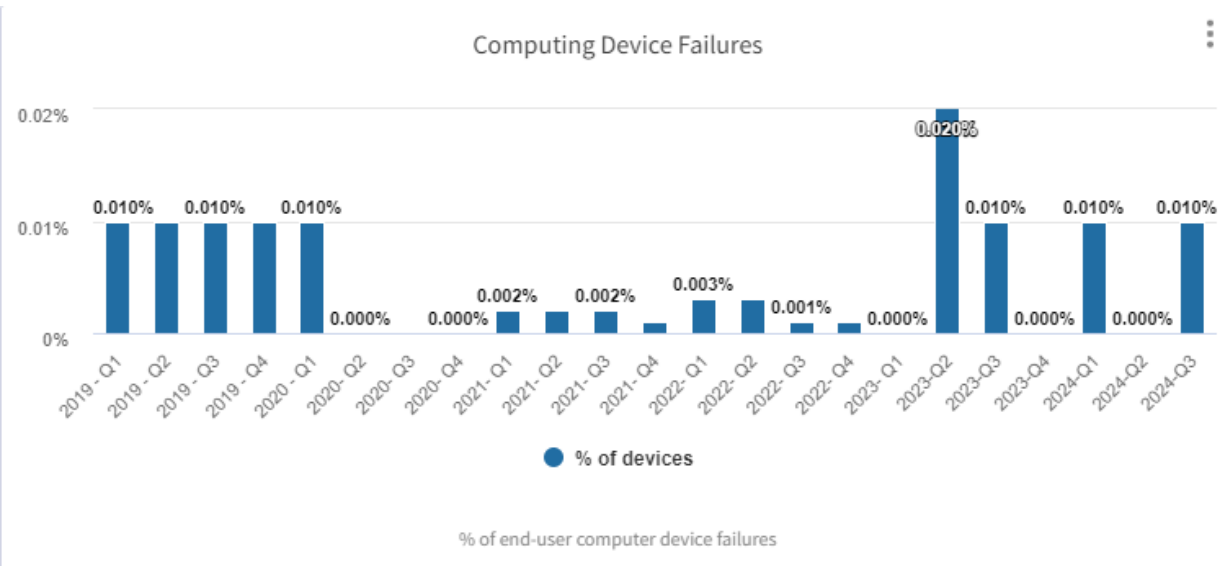
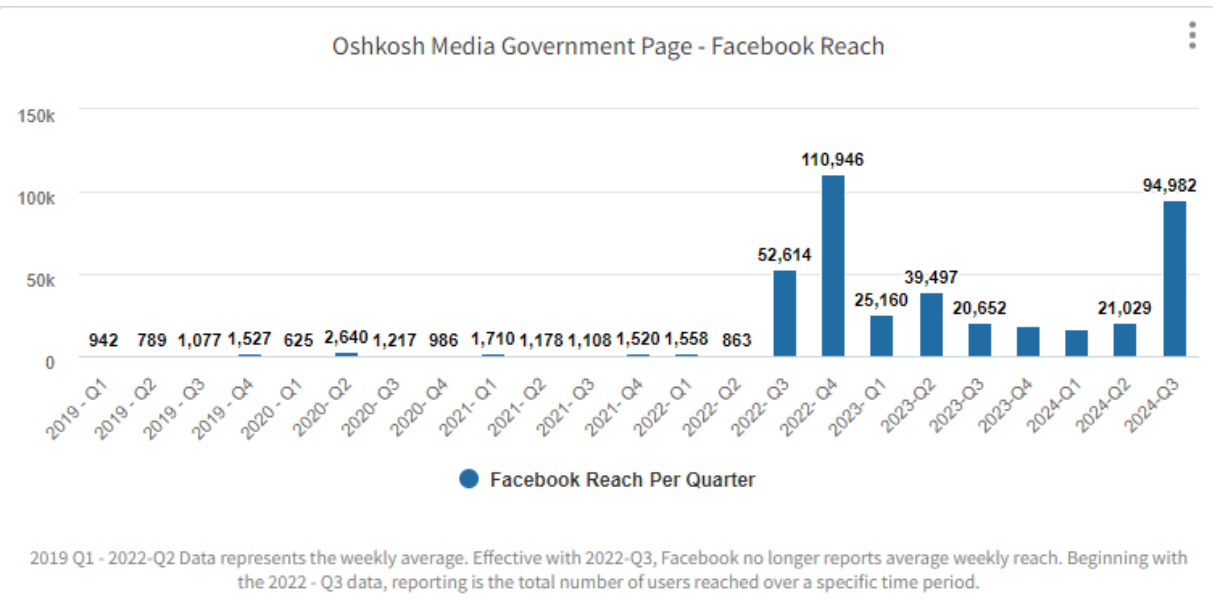
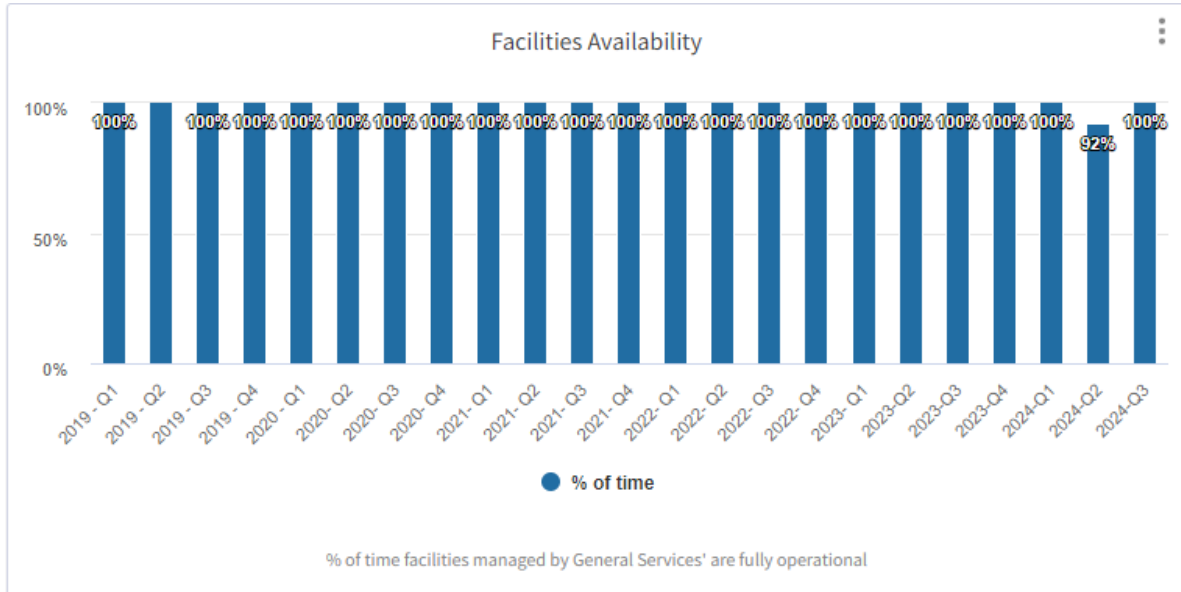
% of time Gov TV live government meetings are successfully televised

Workforce Military Veterans



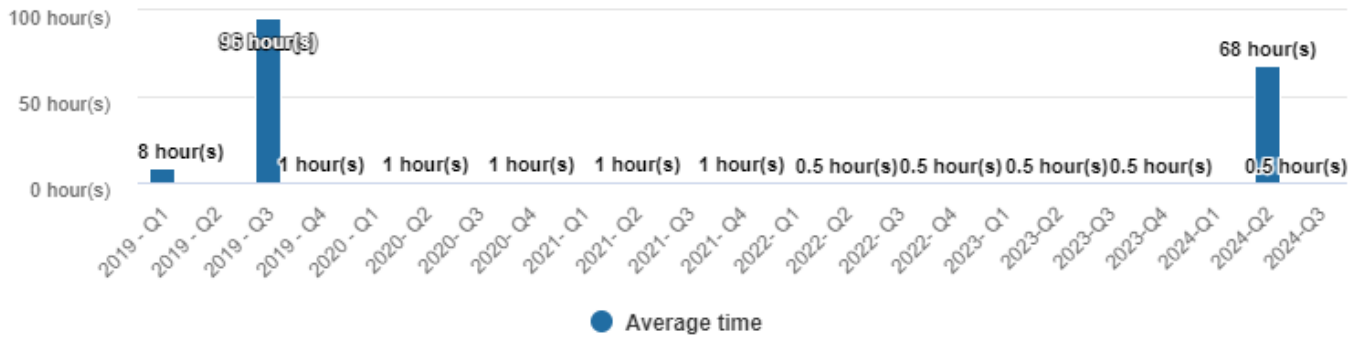
Self-reported organizational employee population of Military Veterans vs
US Census Bureau statistics for City of Oshkosh Military Veterans (18 - 64 years old)

Key Performance Indicators Administrative Services (continued)



Key Performance Indicators Administrative Services (continued)

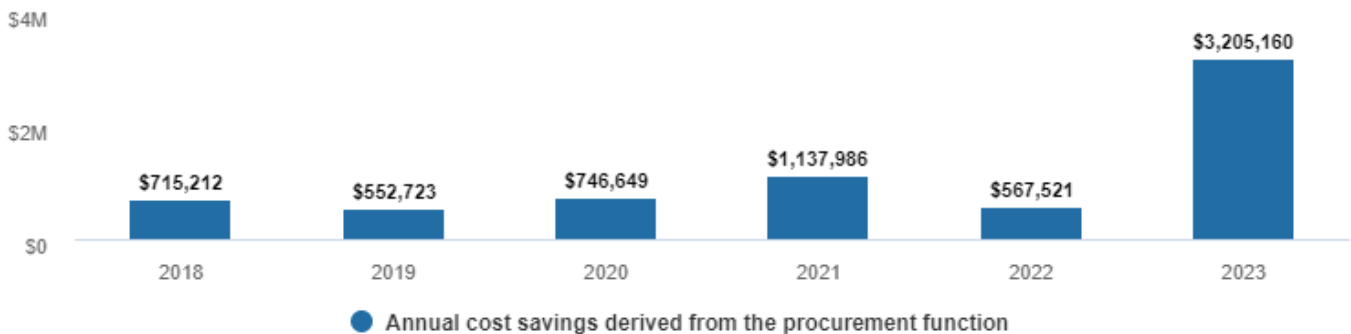
Critical Facility Maintenance Issues



Average time to resolve critical* maintenance issues within General Services' facilities

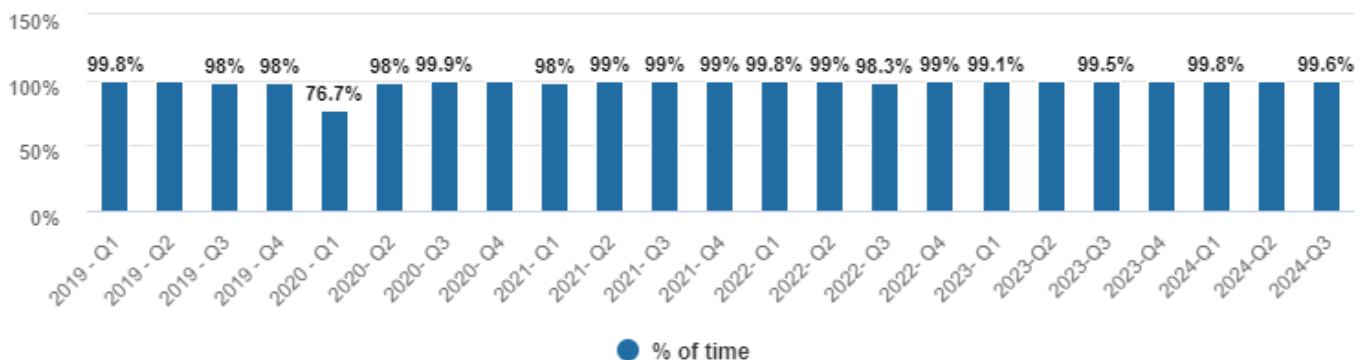
Critical issues are those which involve major system failures such as water, heating, ventilating & cooling (HVAC) and electricity

Procurement Savings*



Savings are defined as cost avoidance (NASPO formula) for bids and quotes, cooperative purchasing savings, P-Card program rebates and OshBuy/Surplus revenue

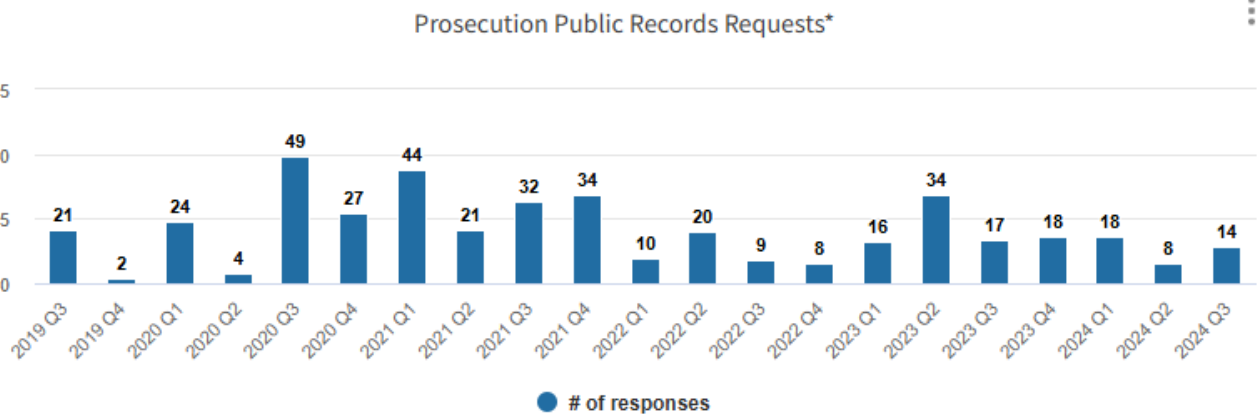
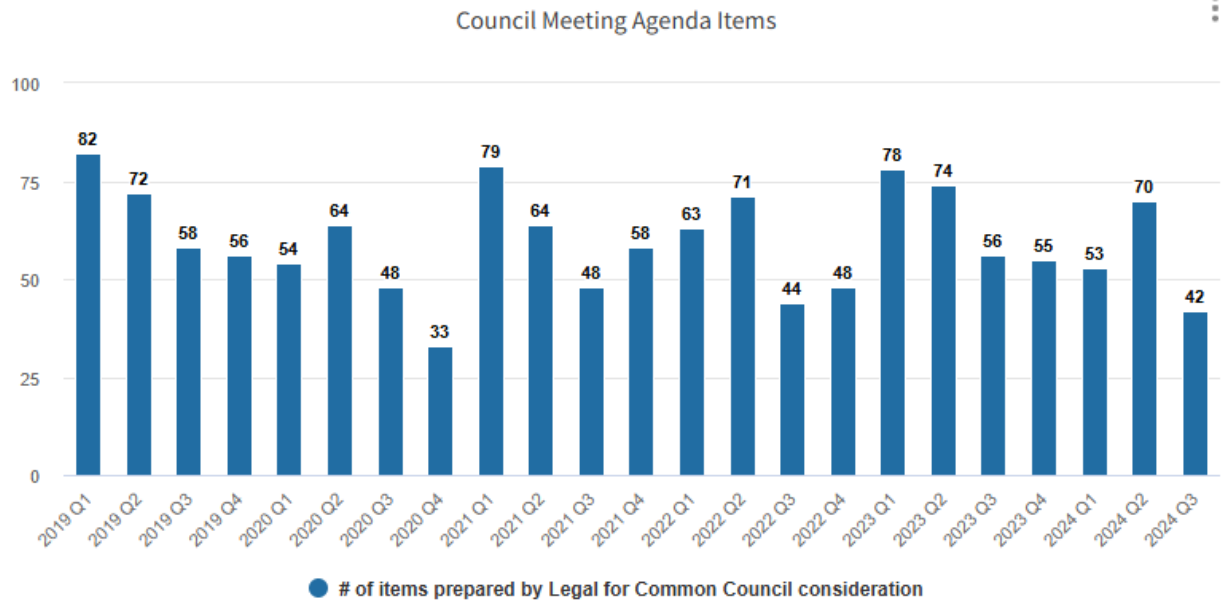
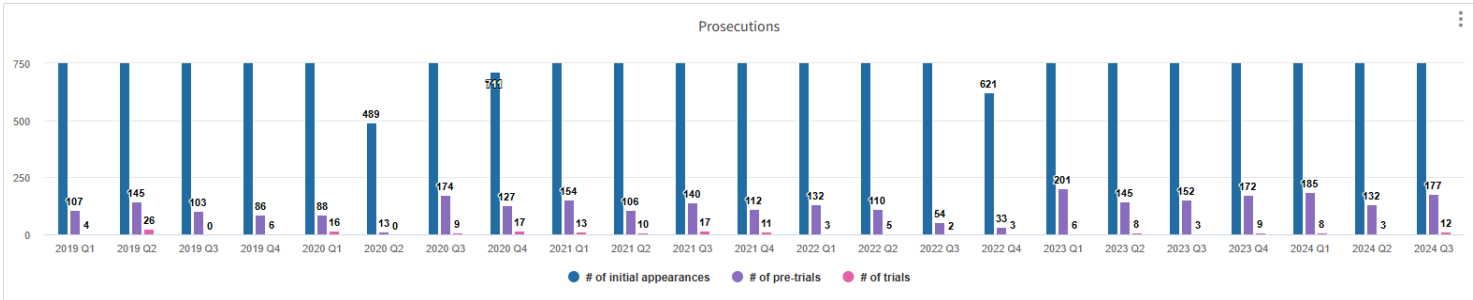
Network Availability



% of time network resources are available

Key Performance Indicators

City Attorney

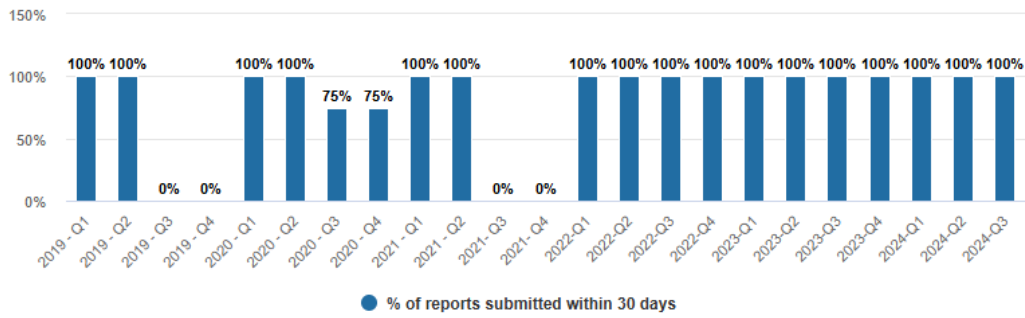


The public has a right to inspect and copy certain records under Wisconsin's Public Records Law
This KPI measures legal responses to these requests

*This KPI began in May of 2019

Key Performance Indicators City Clerk

Wisconsin Election Commission Ward Reports



% of statistics sent to the Clerk and posted on the website within 30 days of an election

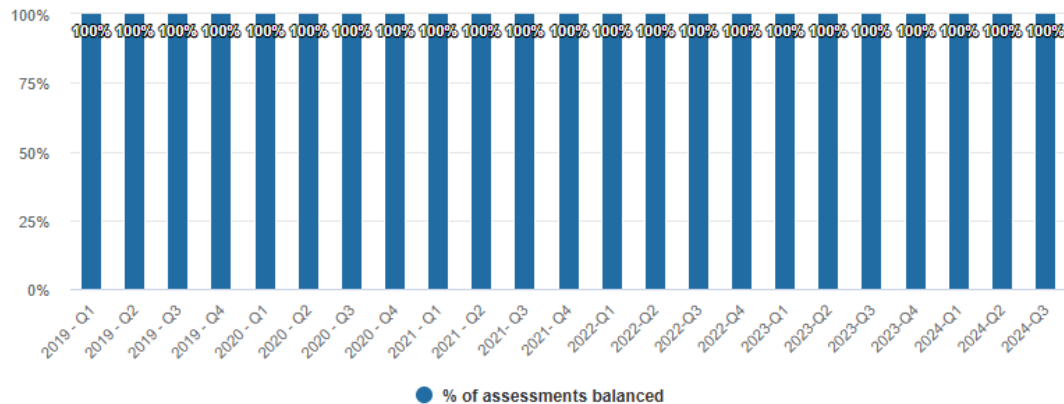
*Two elections held in the odd years and four elections held in the even years

Customer Inquiry Resolution



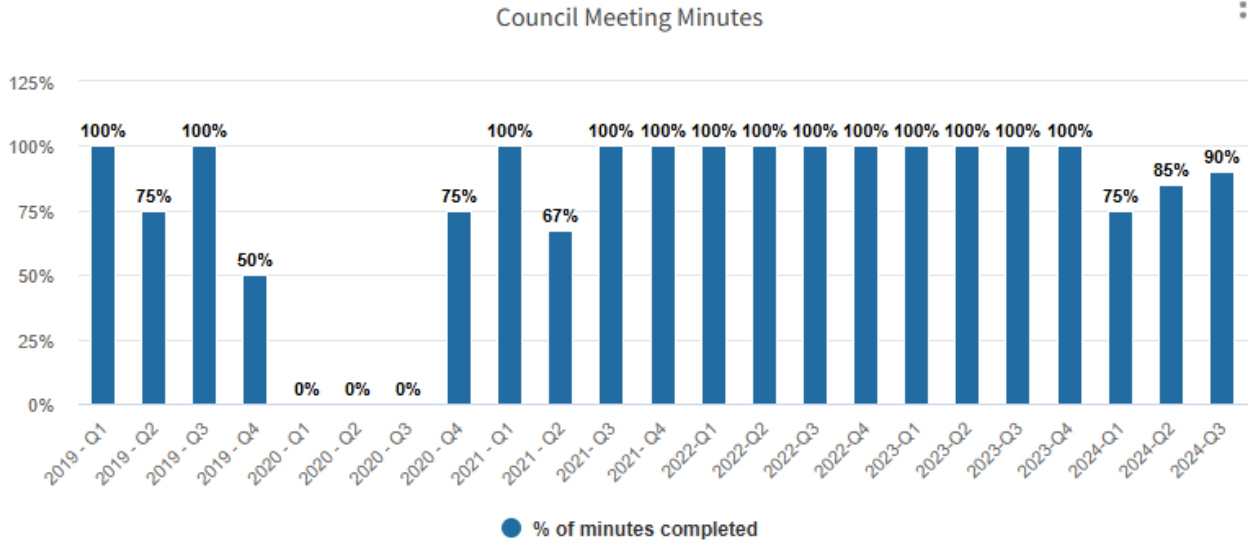
% of phone/in-person inquiries resolved at initial contact with customer

Special Assessment Accounting

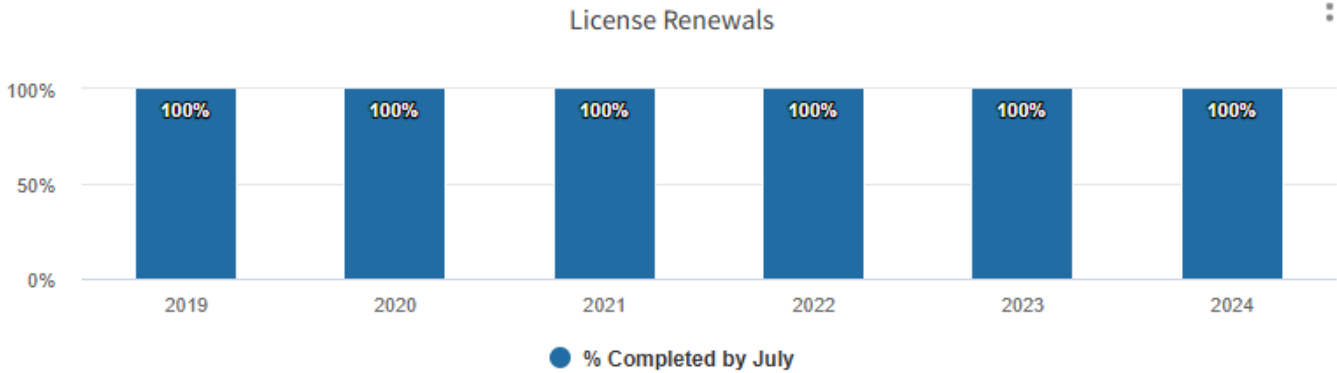


% of assessments balanced monthly with the Accounting Division

Key Performance Indicators
City Clerk (continued)



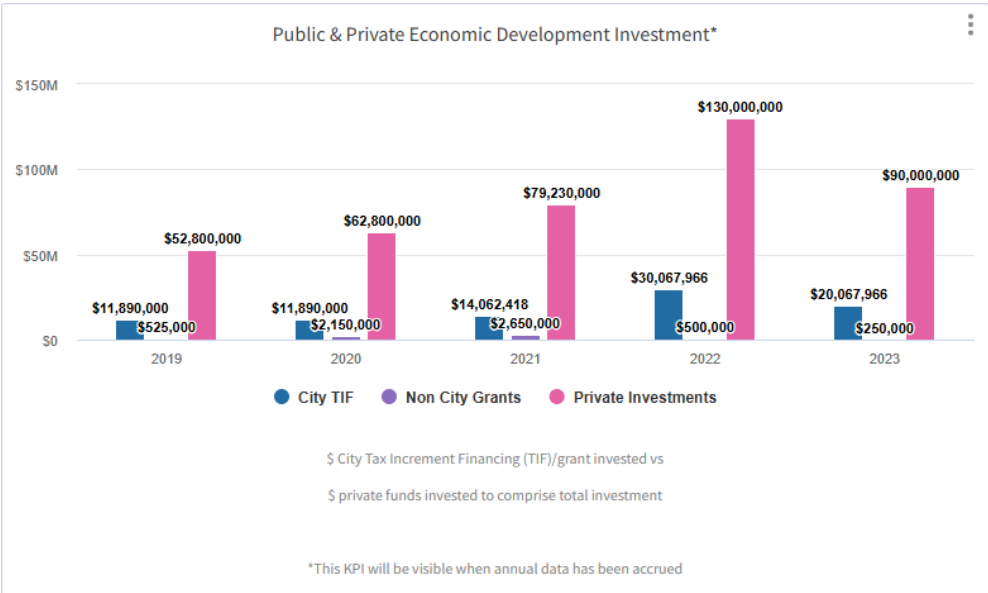
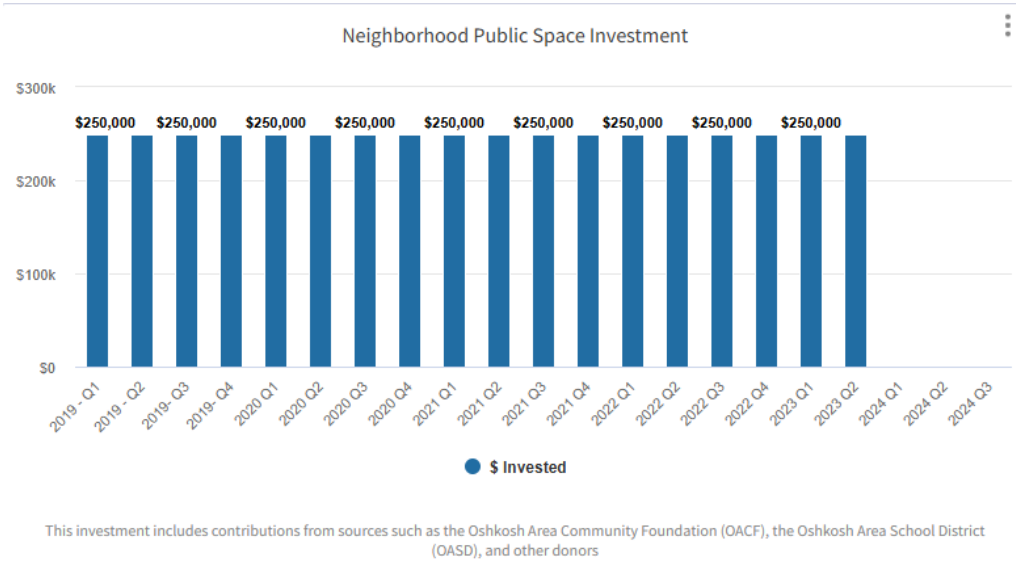
% of minutes completed by the Friday prior to the next Council meeting




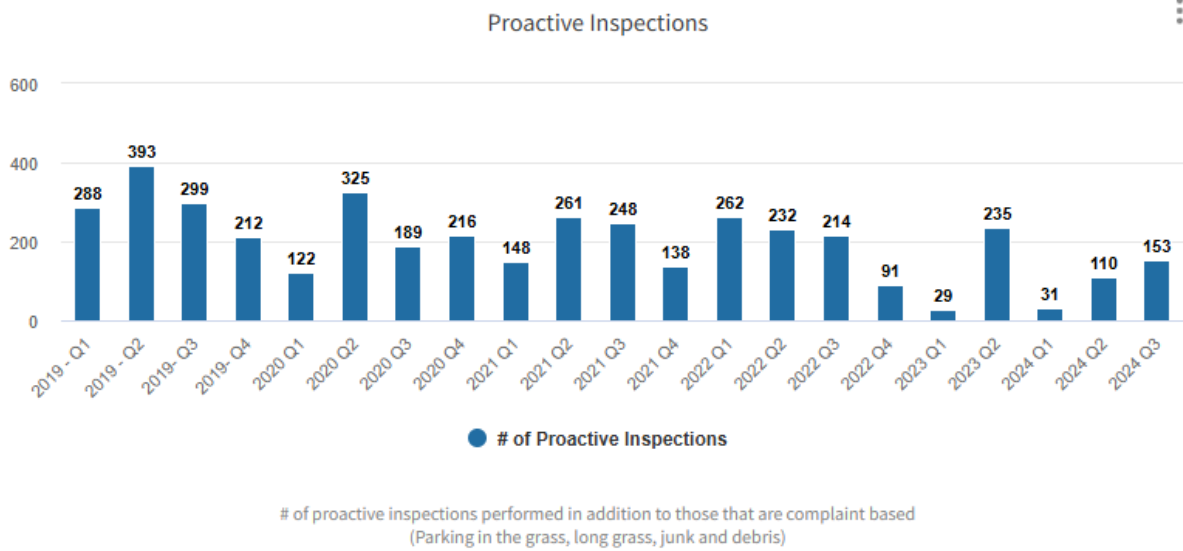
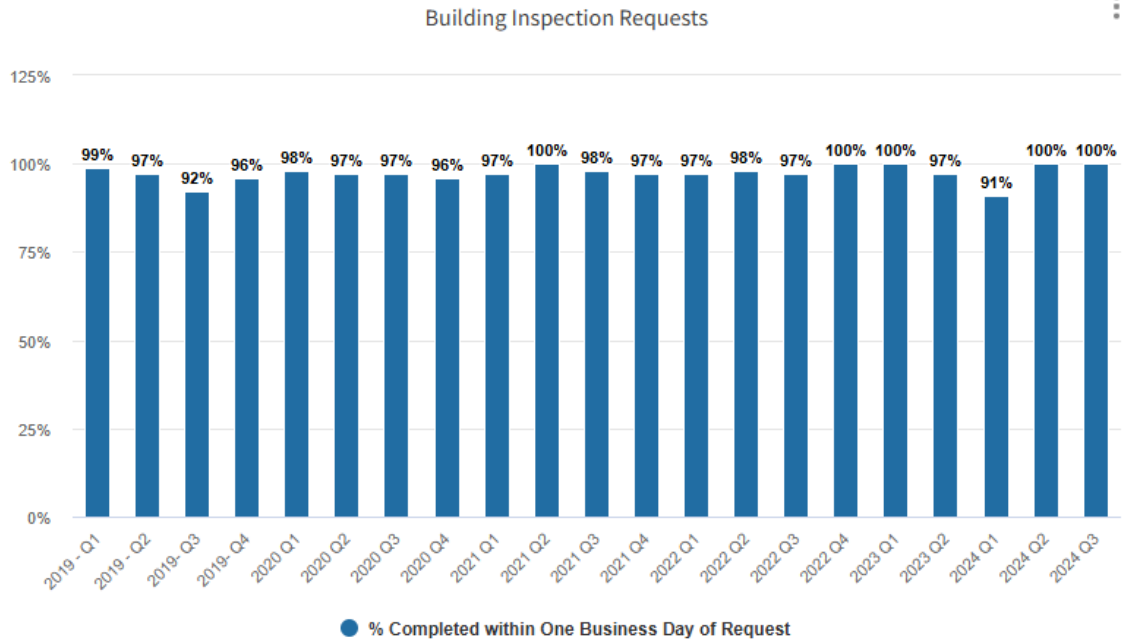
(License period is July 1 - June 30th annually)

Key Performance Indicators

Community Development



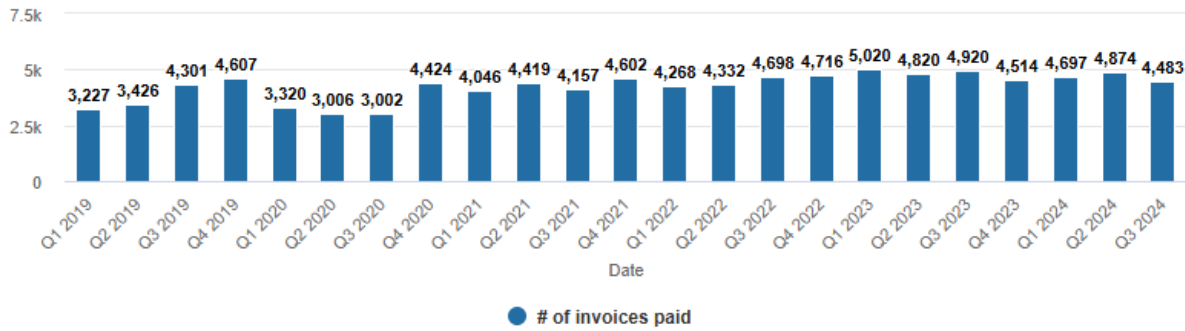
Key Performance Indicators Community Development (continued)



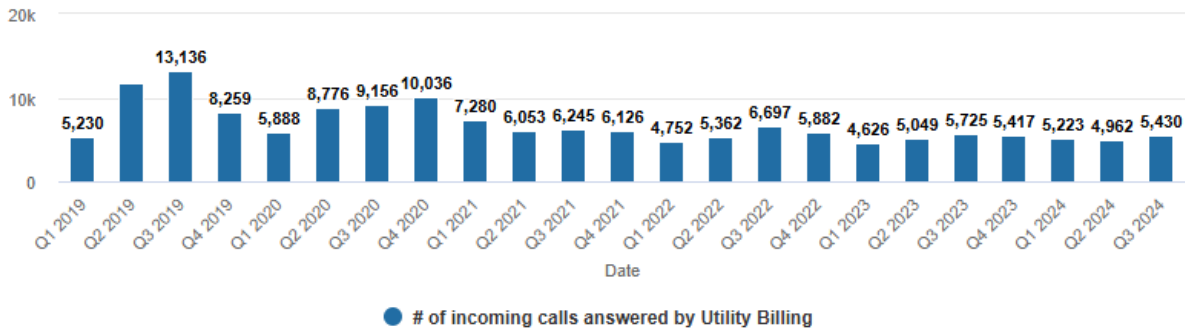
Key Performance Indicators

Finance

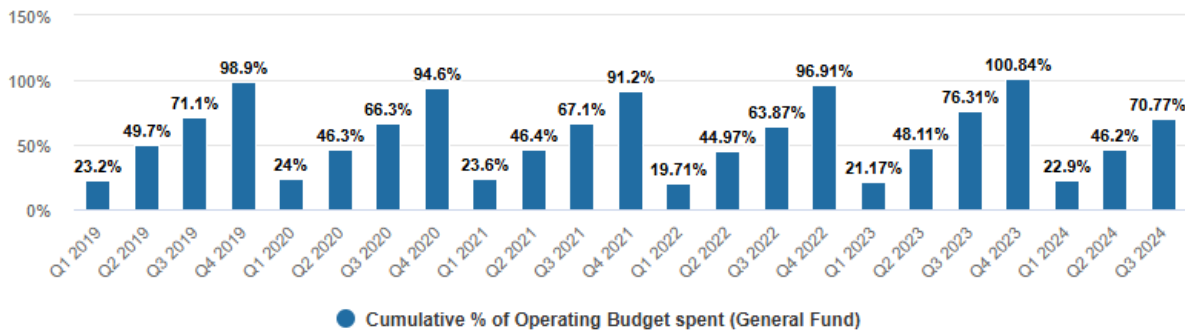
Invoices Paid



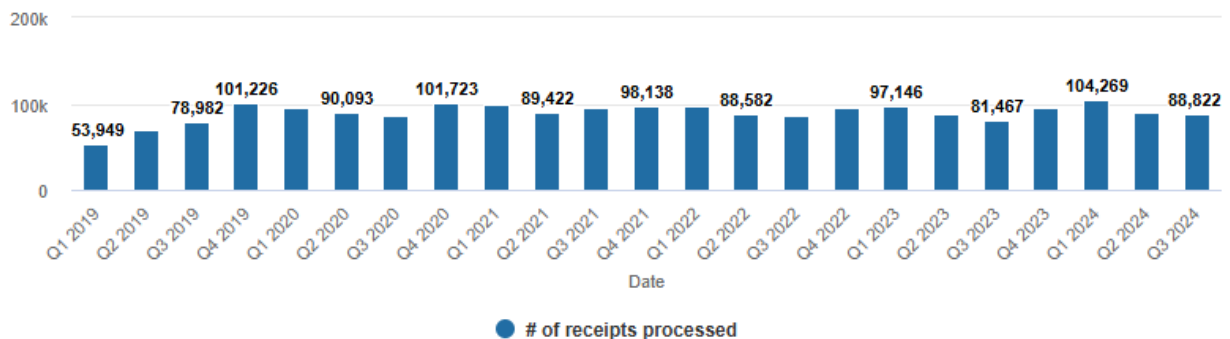
Utility Billing Calls



General Fund Operating Budget

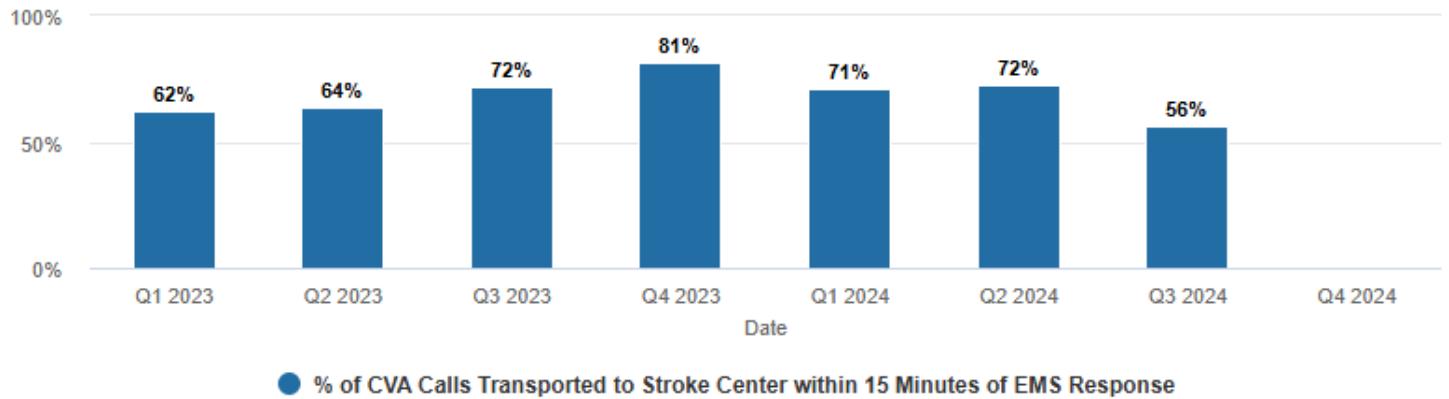


Receipts Processed

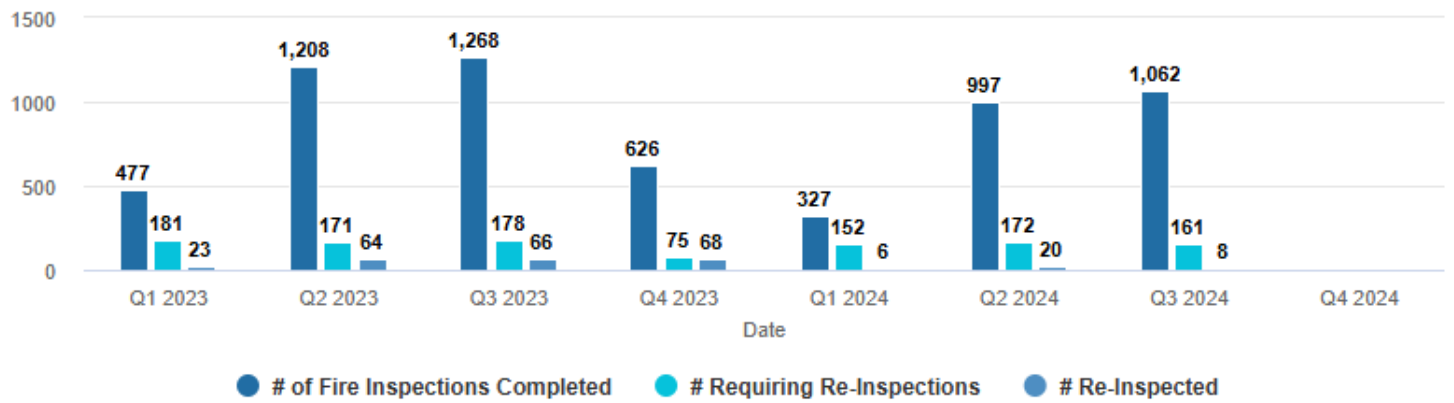


Key Performance Indicators Fire Department

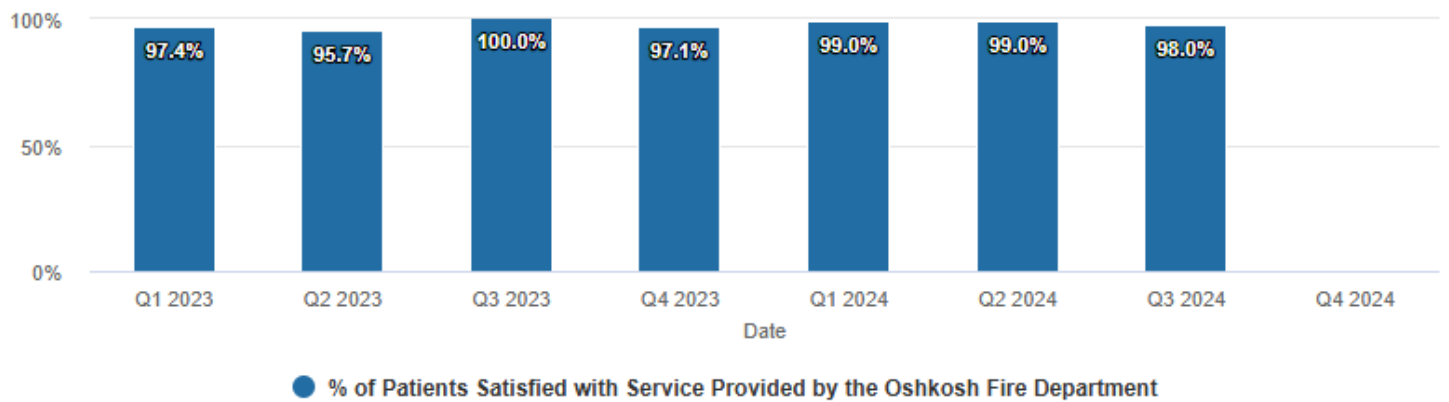
Cerebral Vascular Accident (CVA) Transports



Commercial Occupancy Fire Inspections by Quarter

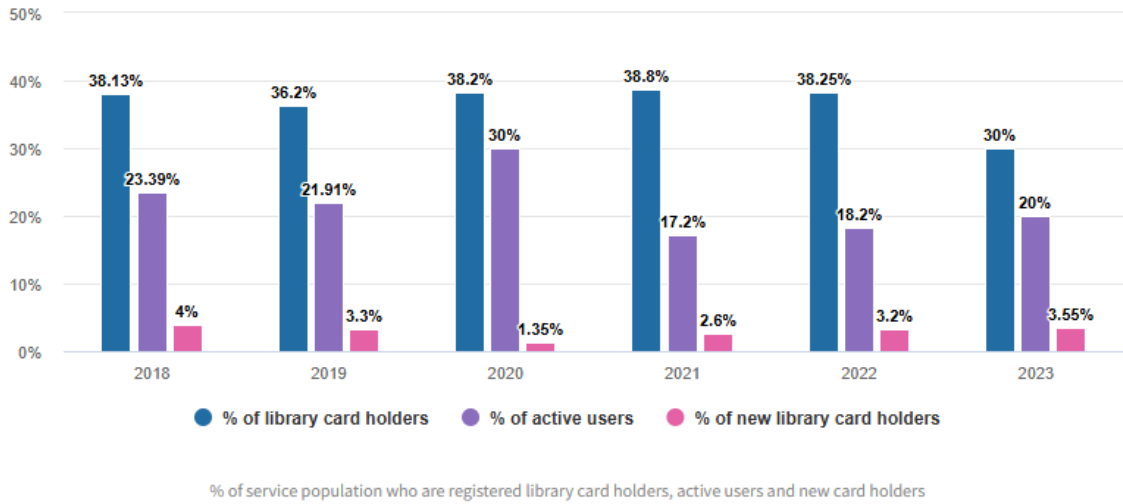


Patient Satisfaction

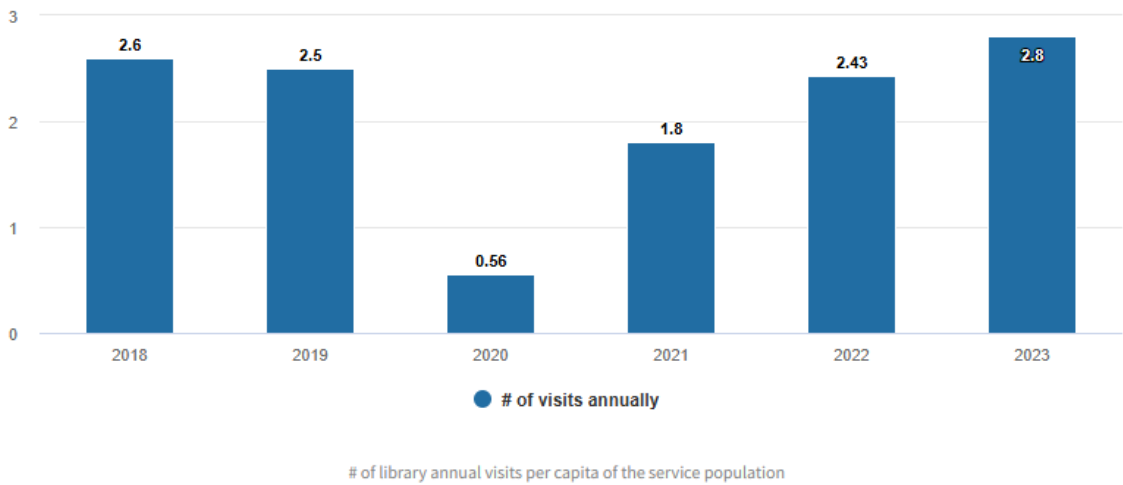


Key Performance Indicators Library

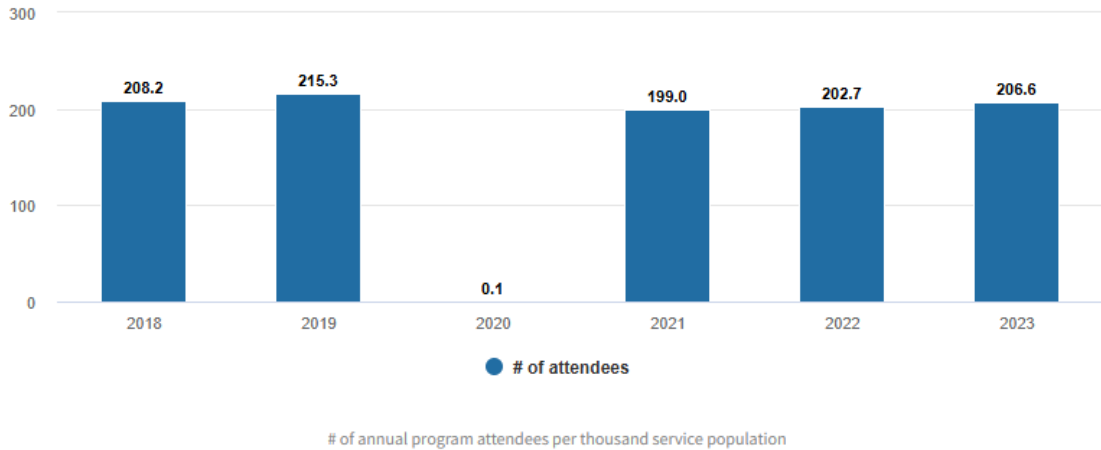
Library Card Holders & Active Users*



Library Visits*

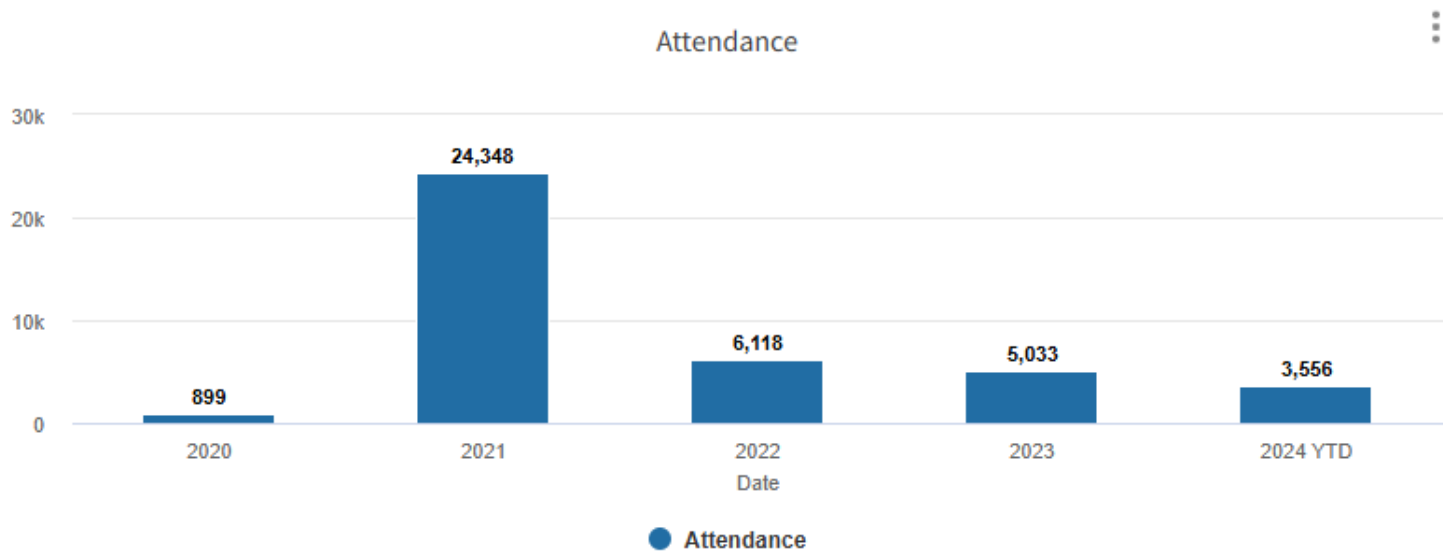
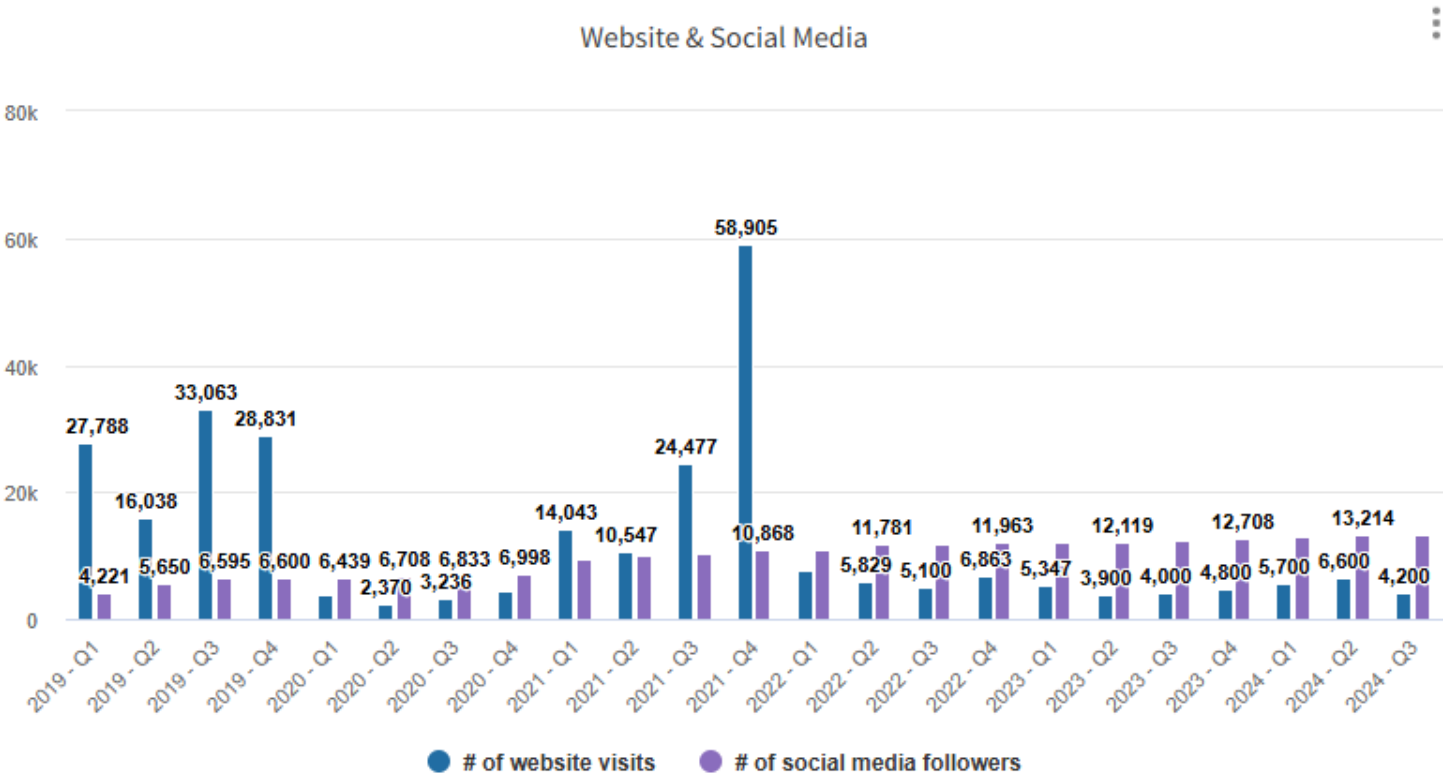


Program Attendance*

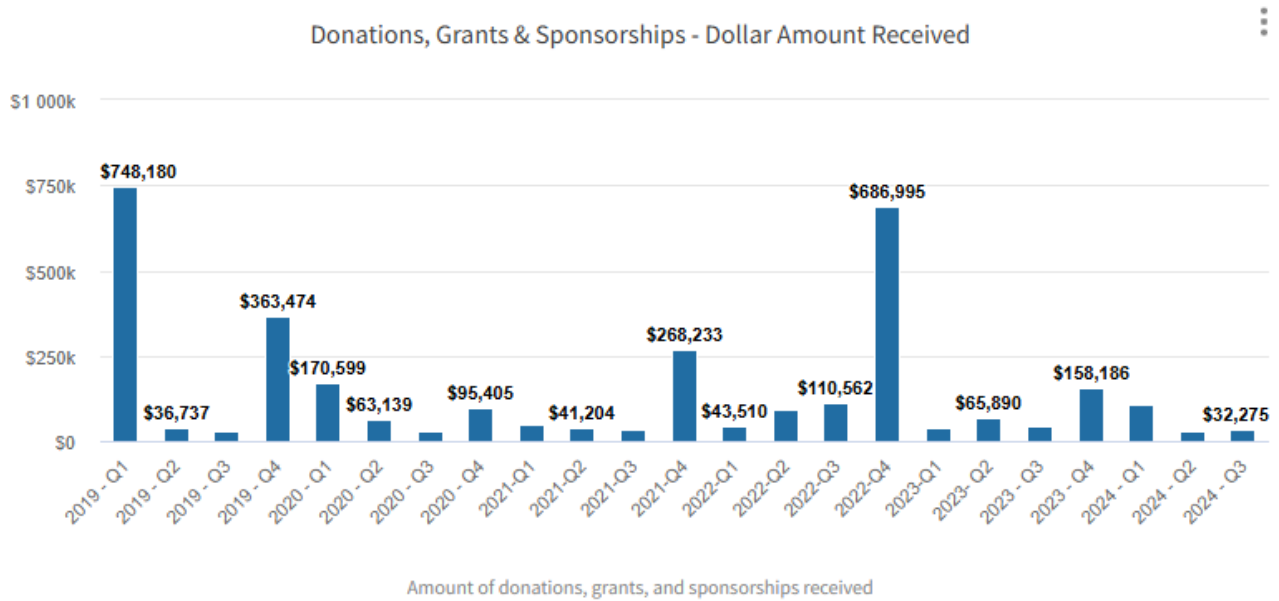


*This KPI will be visible when annual data has been accrued

Key Performance Indicators
Museum

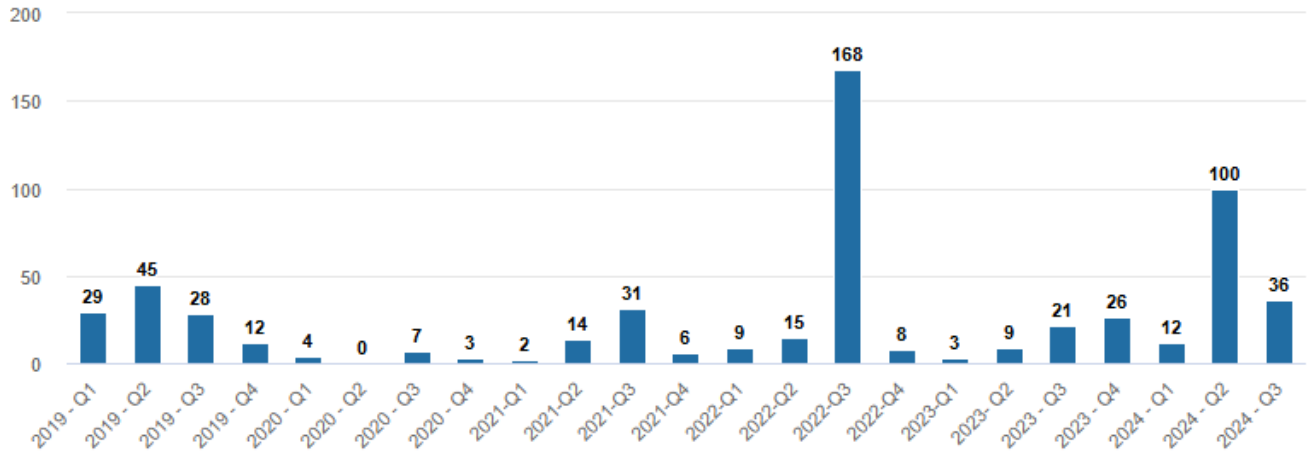


Key Performance Indicators Parks Department



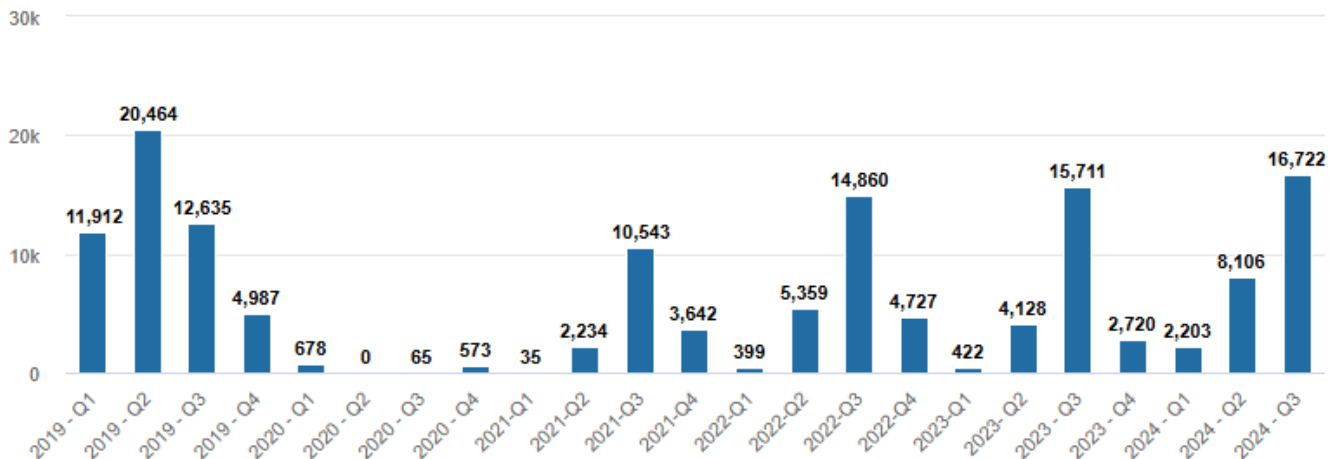
Key Performance Indicators Parks Department (continued)

Sponsored Events



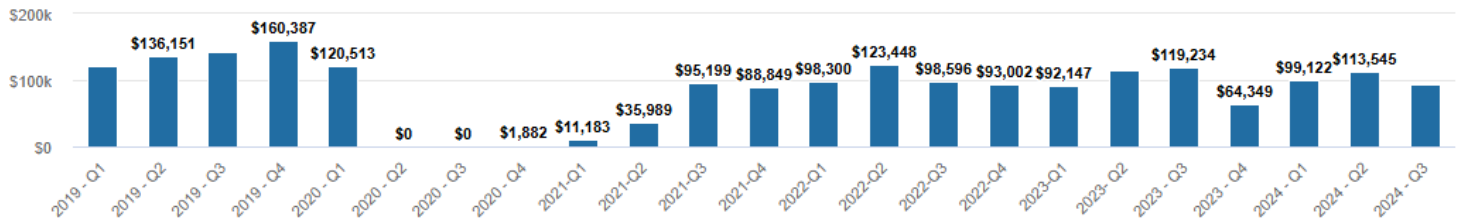
Number of Parks Department-sponsored events

Sponsored Events - Participants



Number of participants at Parks Department-sponsored events

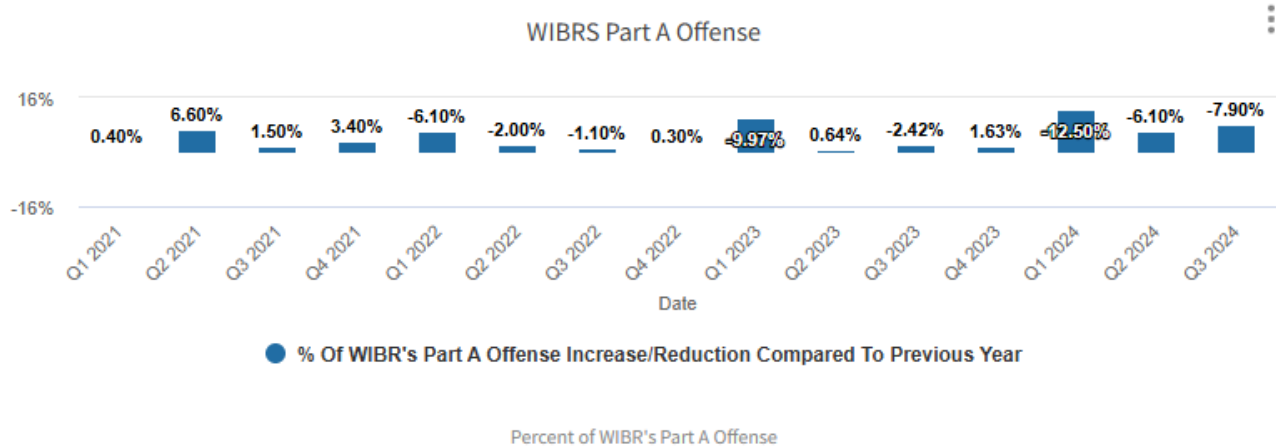
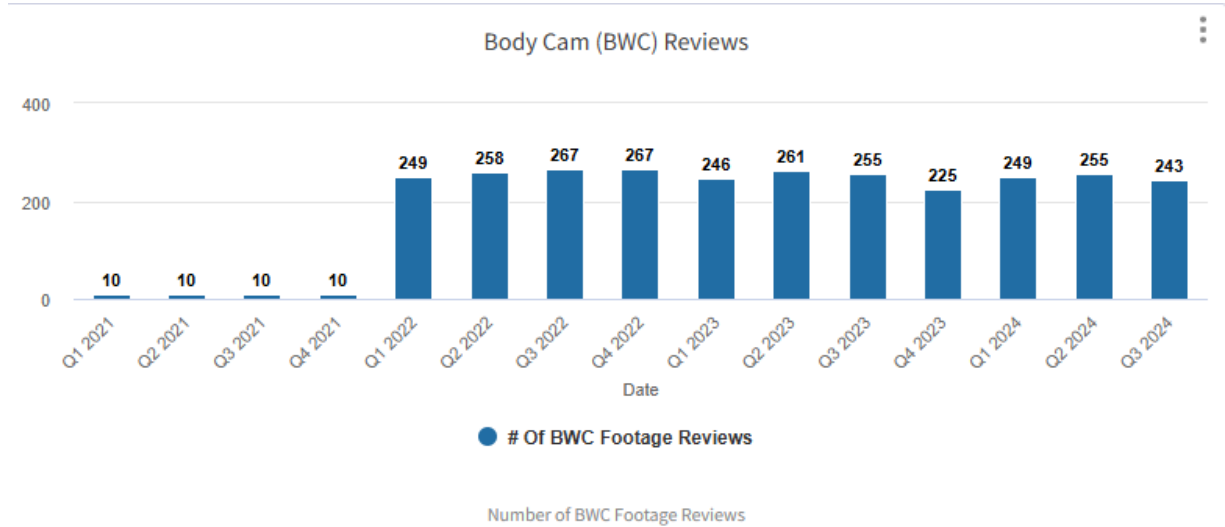
Volunteer Hours - \$ Value



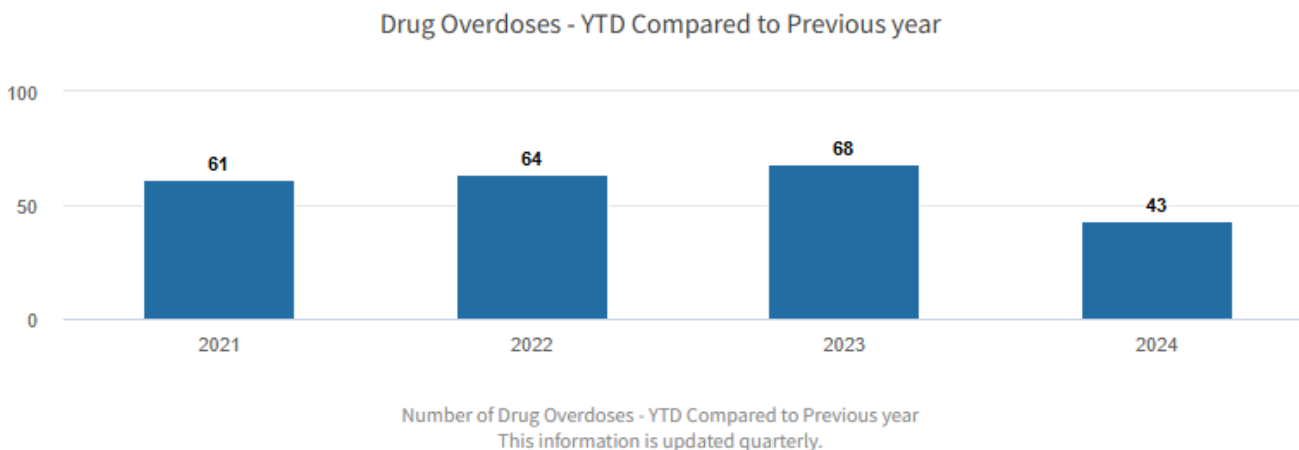
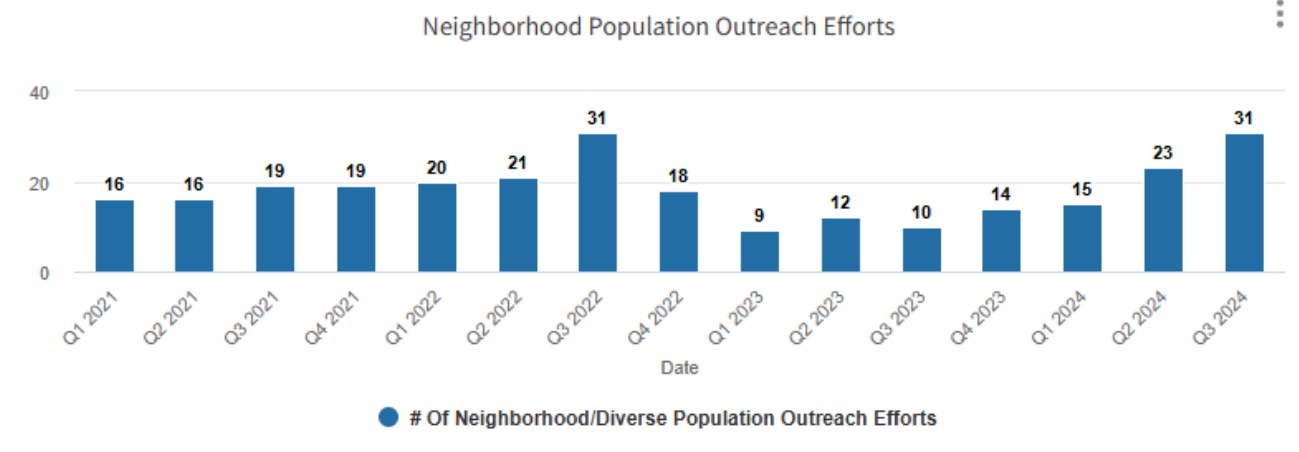
\$ Value of volunteer hours

Source: Independent Sector

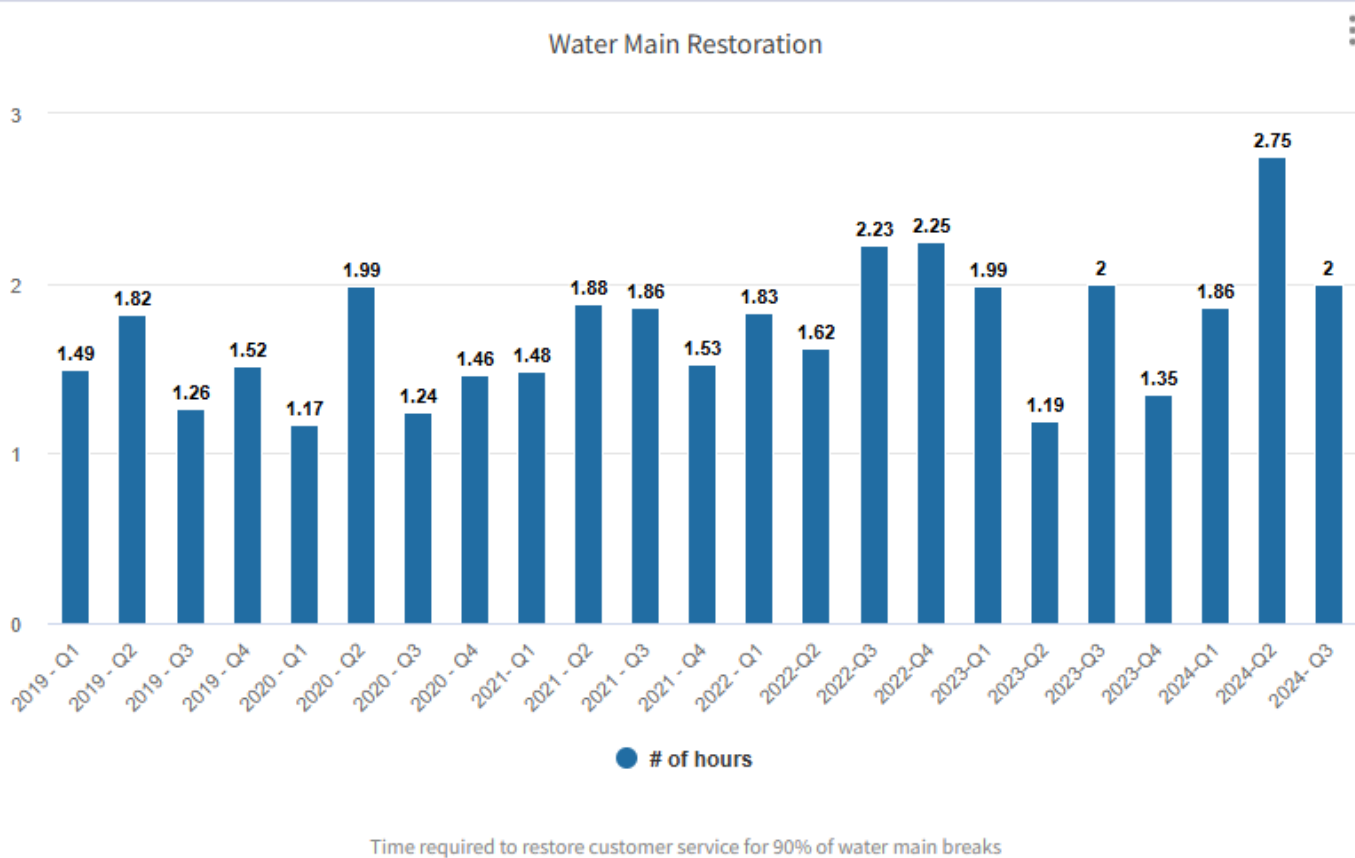
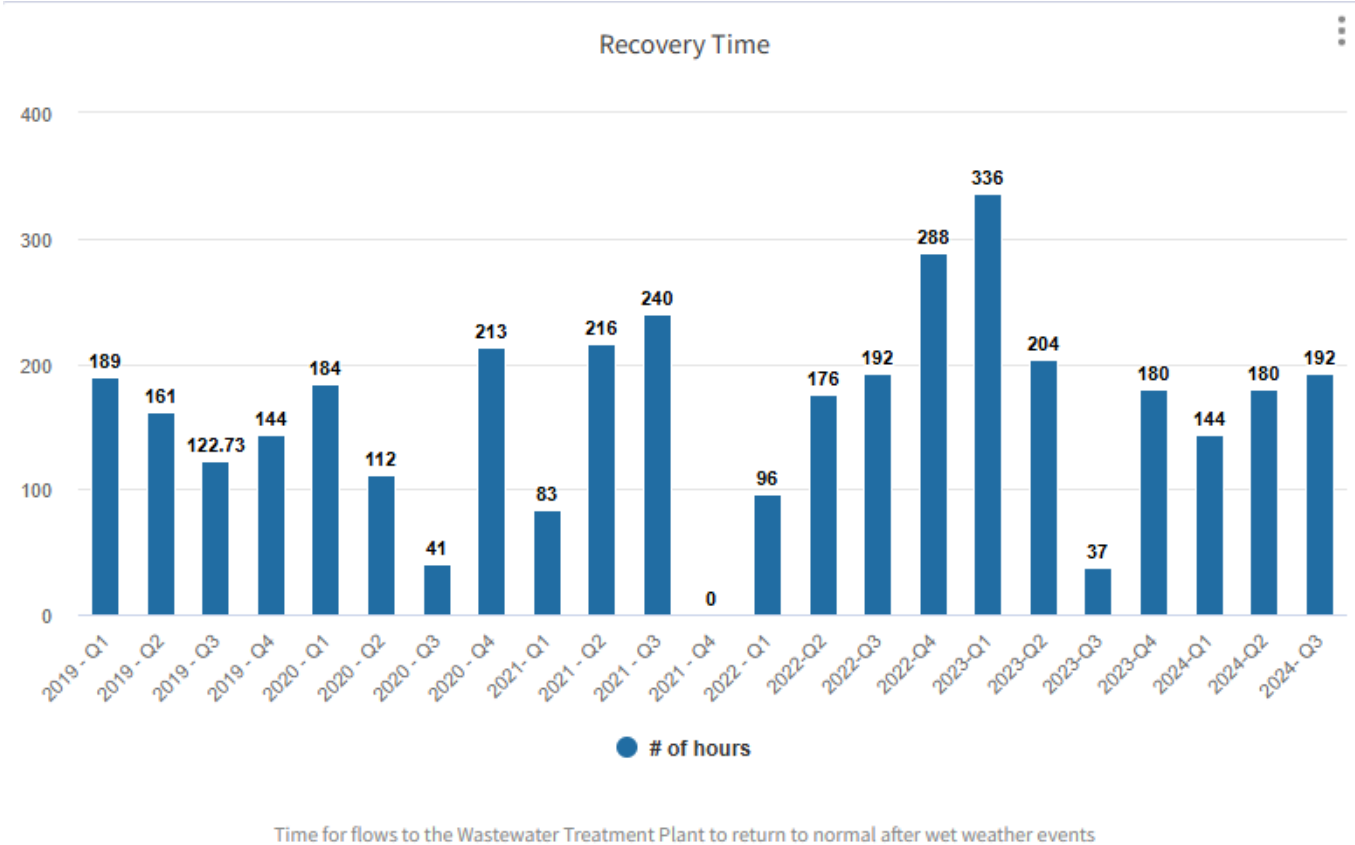
Key Performance Indicators Police Department



Key Performance Indicators Police Department (continued)

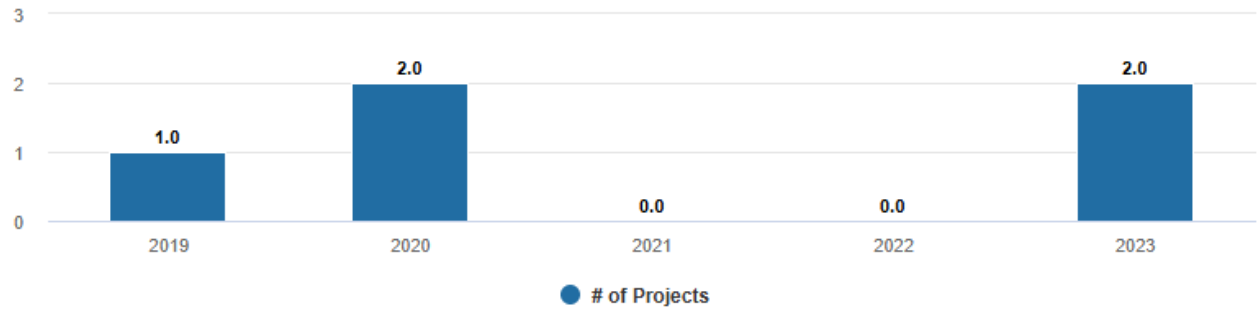


Key Performance Indicators
Public Works Department



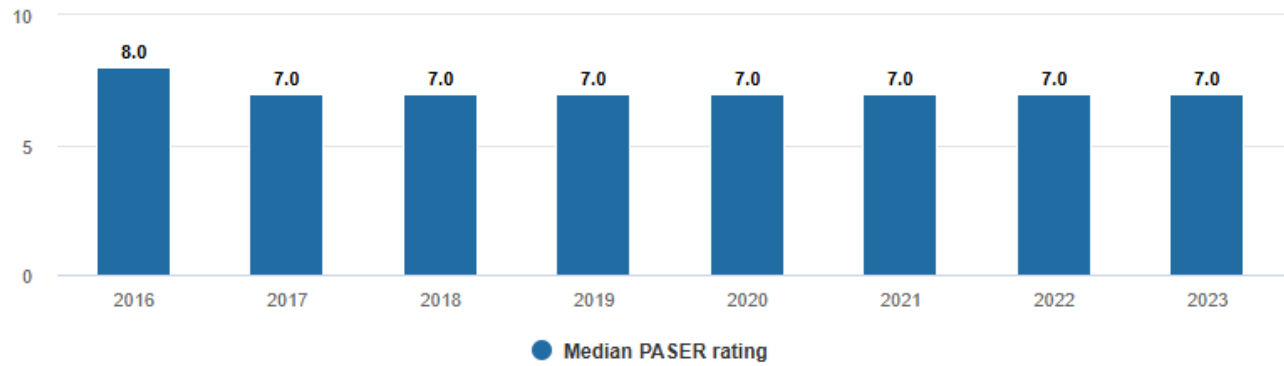
Key Performance Indicators Public Works Department (continued)

Storm Water Management Projects*



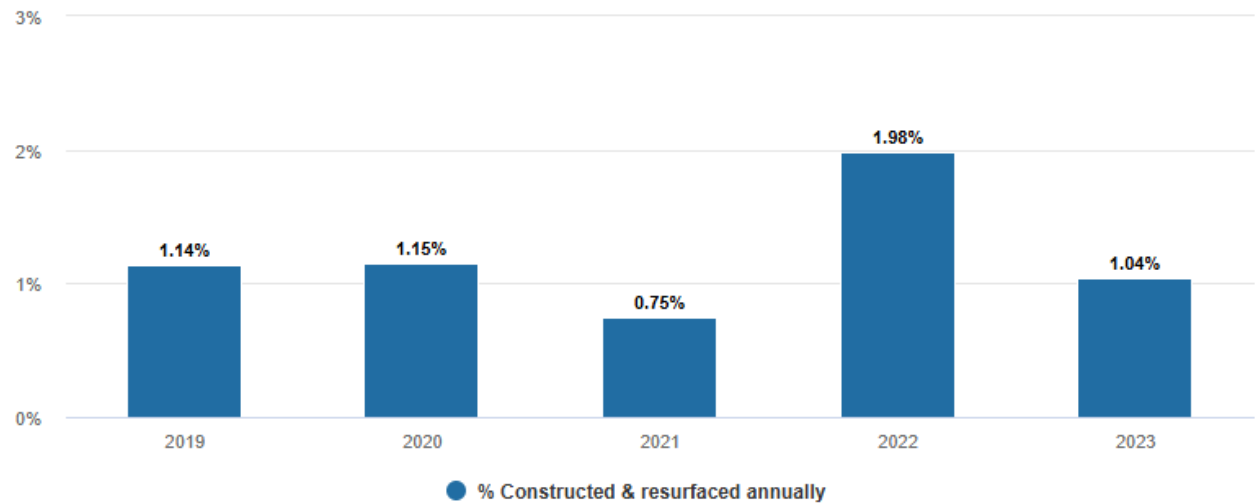
of major storm water management projects completed annually

Pavement Surface Evaluation & Rating*



Annual median Pavement Surface Evaluation & Rating (PASER) of all streets

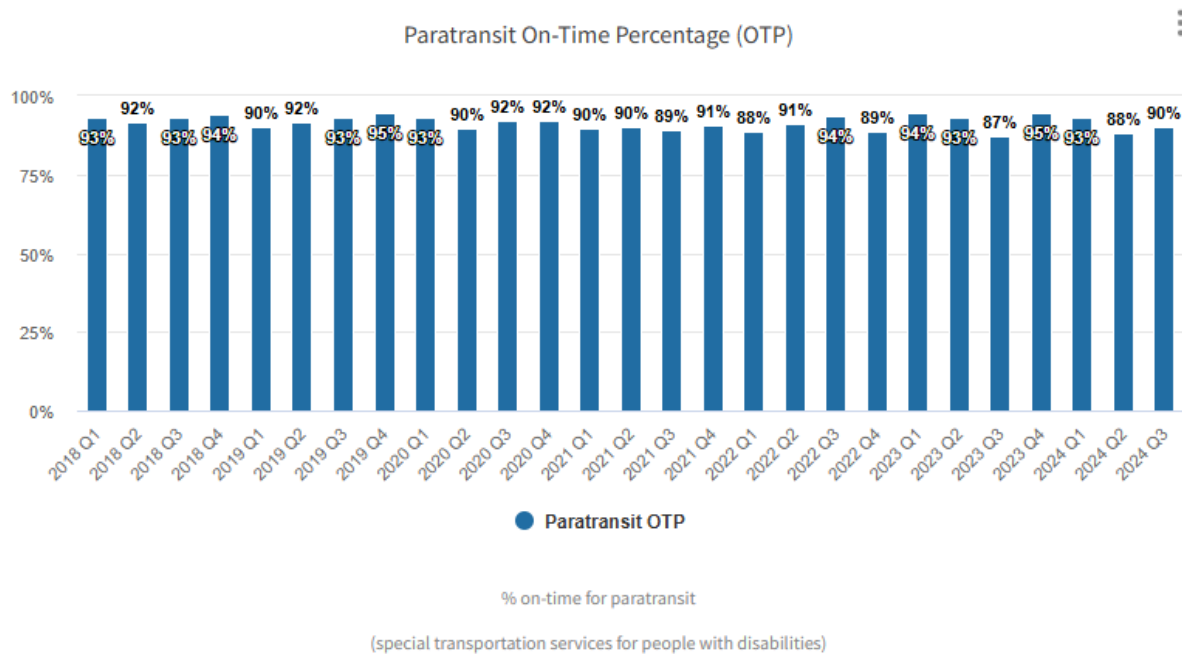
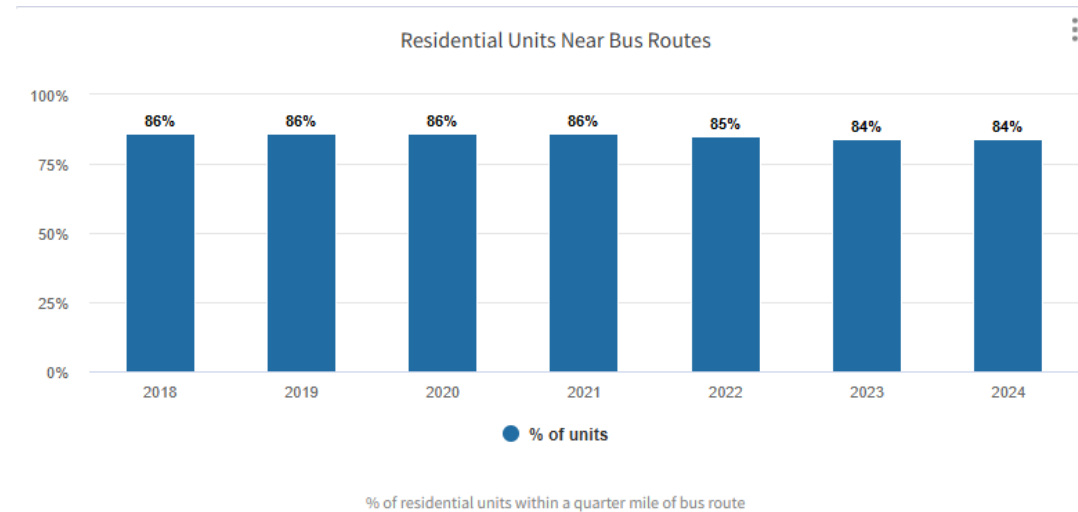
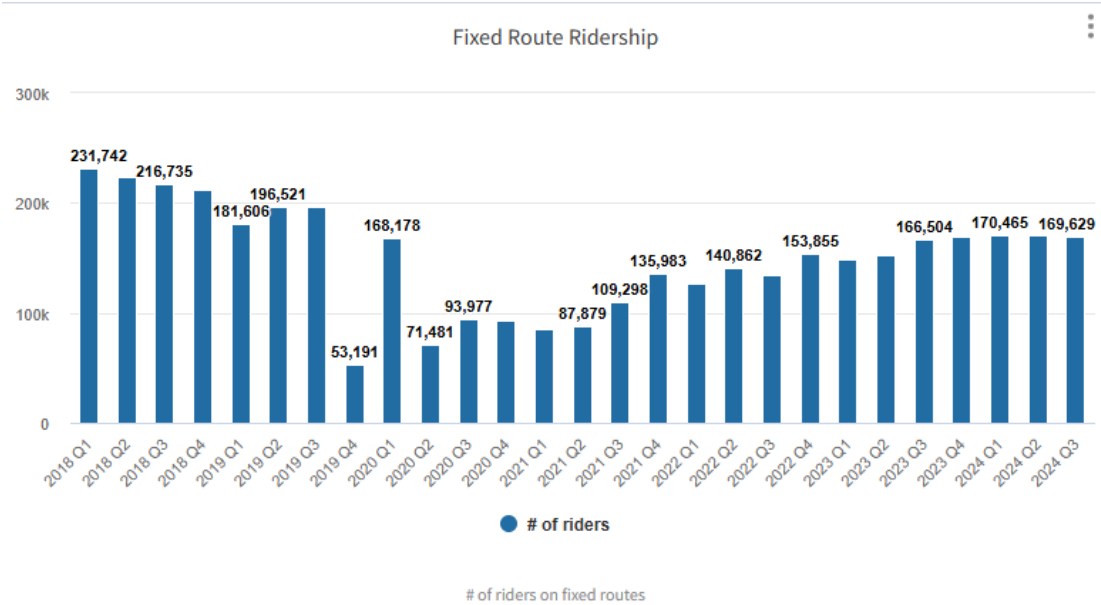
Street Construction & Resurfacing*



% of street miles reconstructed and resurfaced annually

*This KPI will be visible when annual data has been accrued

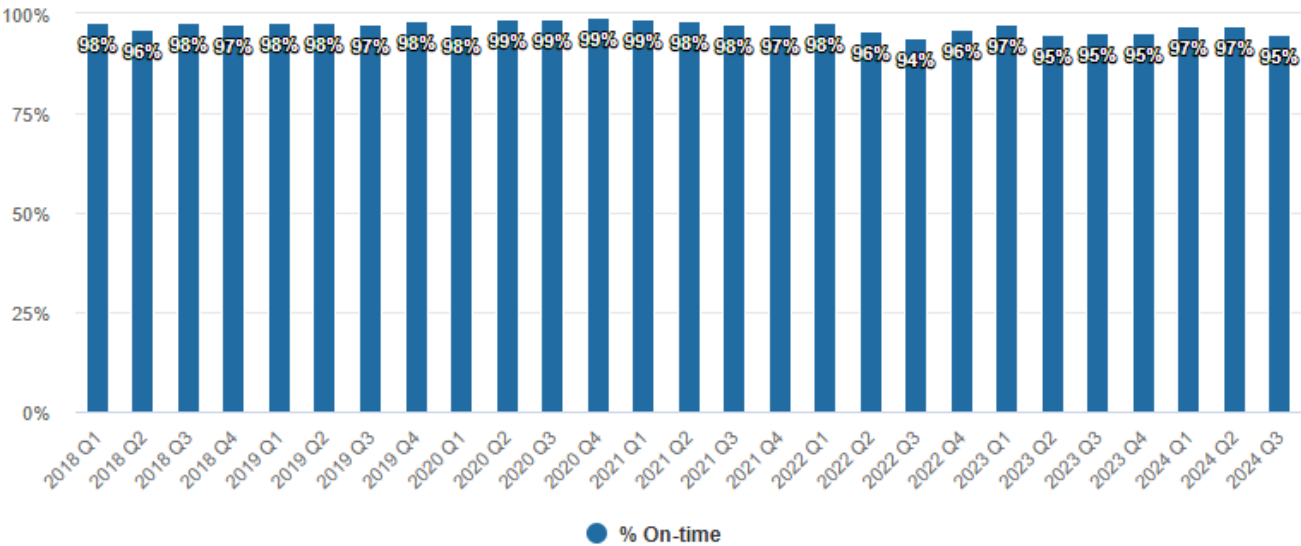
Key Performance Indicators
Transportation Department



Key Performance Indicators

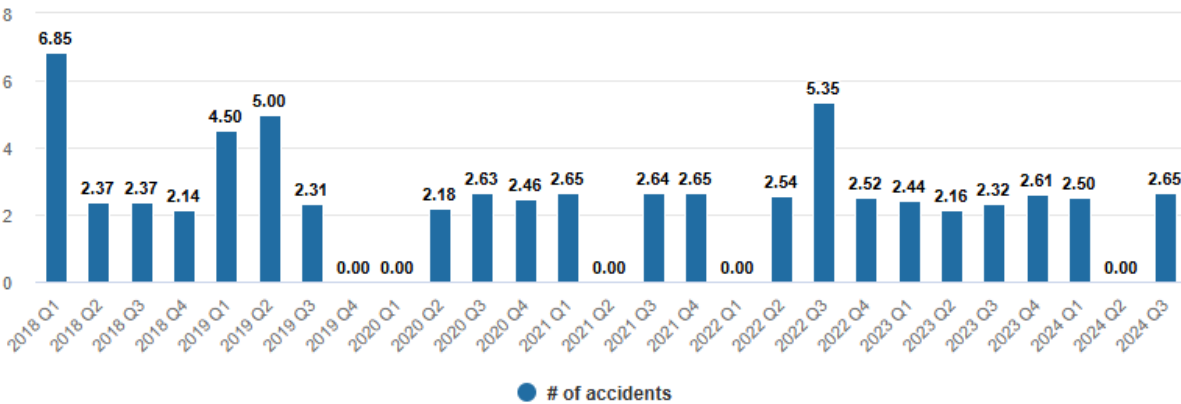
Transportation Department (continued)

Fixed Route On-Time Percentage (OTP)



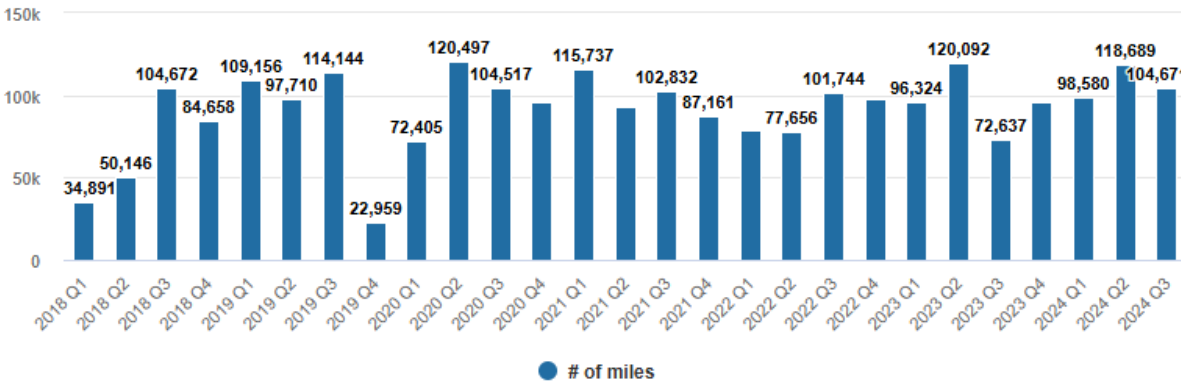
% on-time for fixed routes

Accidents



of accidents per 100,000 miles

Major Road Calls



of miles between major road calls
(occurs when a bus needs to be taken out of service for maintenance)

City of Oshkosh

Diversity Equity and Inclusion (DEI) Metrics

Please click [HERE](#) to view the current dashboard from our website.

City-wide Metrics:

1. People of Color – Measure % of Permanent Employees of Color in the workforce
2. Gender - Measure % of Permanent Employee by Gender in the workforce (city-wide and by department)
3. Public Access to City Facilities – Measured by progress on the City Americans with Disabilities Act (ADA) Facilities plan (city-wide and by department)
4. Citizen Survey – Perception regarding “The City of Oshkosh as a Welcoming Inclusive Community / Feeling Part of the Community”
5. Citizen Survey – Perception regarding “The City of Oshkosh as a Place Accepting of Diversity” (with added objective of survey respondent profile to be more consistent with overall population)
6. Annual MEI (Municipal Equity Index) score (0-100), measuring LGBTQ+ initiatives, with an objective of increasing score annually

Departmental Metrics:

Administrative Departments

1. People of Color – Measure % of Permanent Employees of Color in the workforce
2. Gender - Measure % of Permanent Employee by Gender in the workforce
3. Public Access to City Facilities – Measured by progress on the City ADA Facilities plan
4. Recruitment – Measure % of minimally qualified applicants by race, ethnicity and gender
5. Diversify Marketing Materials (HR and Media) – Ensure representation of different racial/ethnic backgrounds, genders and abilities in newly created marketing materials, City webpages and social media by comparing visuals to City of Oshkosh demographics

Community Development Department

1. People of Color – Measure % of Permanent Employees of Color in the workforce
2. Gender - Measure % of Permanent Employee by Gender in the workforce

3. Low to Moderate Income (LMI) – Measure % of Community Development Block Grant (CDBG) funds annually allocated to non-profit groups to benefit LMI residents
4. Healthy Neighborhoods – Measure % of owner occupied rehab program funds benefitting LMI residents
5. Code Compliance Maintenance Program – Measure utilization of Code Compliance Maintenance program to LMI residents

Culture and Recreation Departments

1. People of Color – Measure % of Permanent Employees of Color in the workforce
2. Gender - Measure % of Permanent Employee by Gender in the workforce
3. Accessibility - Public Access to City Facilities – measured by progress on the City ADA Facilities plan
4. Diversity Marketing Materials (Museum/Parks/Library) - Ensure representation of different racial/ethnic backgrounds, genders and abilities in newly created marketing materials, City webpages and social media by comparing visuals to City of Oshkosh demographics
5. Cultural Awareness (Museum) – Measure enrichment/education programs held annually specifically highlighting diverse cultures and individuals
6. Community Partnerships Collaboration (Parks) - Collaborate with community partners to distribute 100% of available funding in the Pollock Community Water Park financial assistance program.
7. New Collections, Services and Programs (Library) – Conduct Diversity, Equity and Inclusion exercise as part of the planning process for two new collections, services or programs.

Fire Department

1. People of Color – Measure % of Permanent Employees of Color in the workforce
2. Gender - Measure % of Permanent Employee by Gender in the workforce
3. Accessibility - Public Access to City Facilities – measured by progress on the City ADA Facilities plan
4. Outreach – Measure outreach to diverse organizations
5. Outreach – Measure outreach events focused on assistance to the aging

Police Department

1. People of Color – Measure % of Permanent Employees of Color in the workforce

2. Gender - Measure % of Permanent Employee by Gender in the workforce
3. Accessibility - Public Access to City Facilities – measured by progress on the City ADA Facilities plan
4. Body Camera Reviews – Measure # of quarterly audits of body camera videos by supervisors
5. Community Outreach – Measure # of Team Policing events each quarter (Goal = 25)
6. Fair and Impartial Policing Training – Measure % of officers and staff receiving annual training on fair and impartial policing in accordance with Commission on Accreditation for Law Enforcement Agencies (CALEA) and Wisconsin Law Enforcement Accreditation Group (WILEAG) standards

Public Works Department

1. People of Color – Measure % of Permanent Employees of Color in the workforce
2. Gender - Measure % of Permanent Employee by Gender in the workforce
3. Equitable Street Maintenance – Median Pavement Surface Evaluation and Rating (PASER) of City streets by North, South and West regions
4. Sidewalk Rehabilitation Program – Evaluate the condition of the public sidewalk and curb ramps for compliance with the ADA and repair section not in compliance

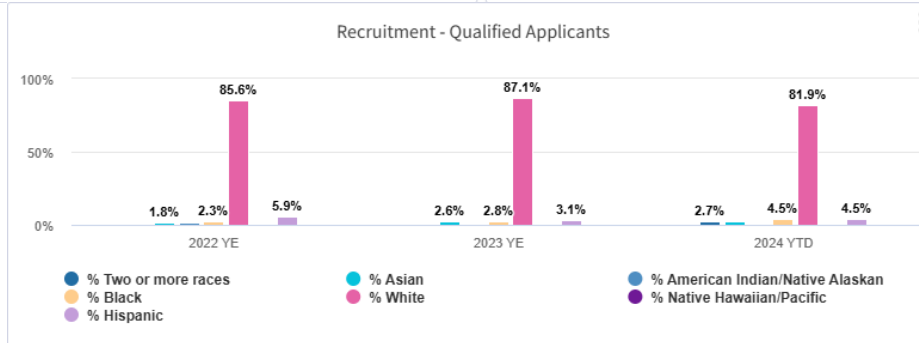
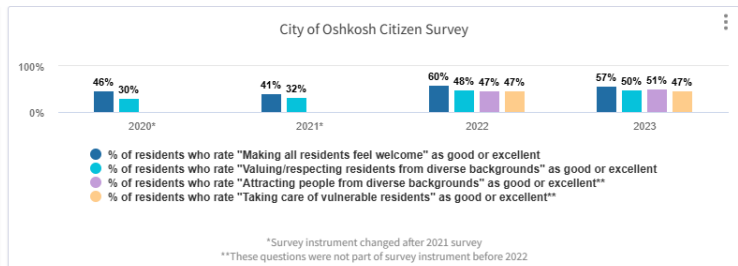
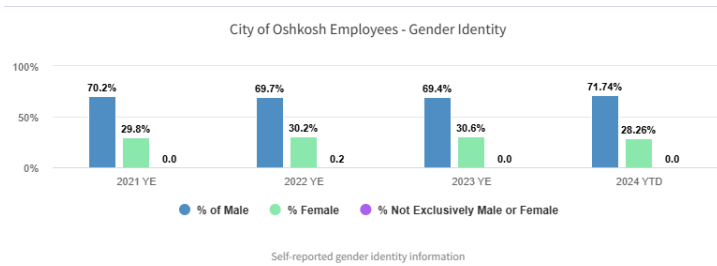
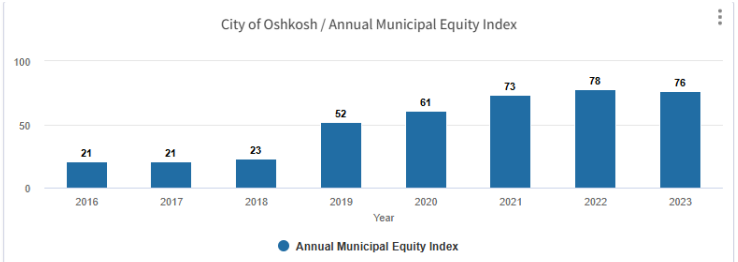
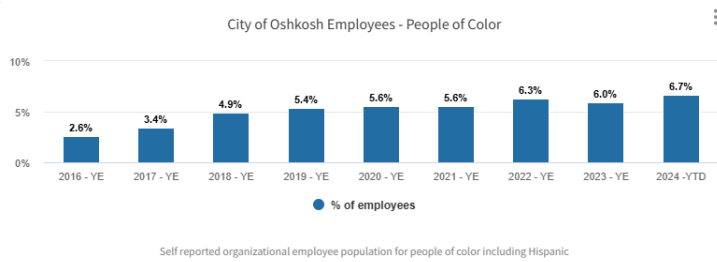
Transportation Department

1. People of Color – Measure % of Permanent Employees of Color in the workforce
2. Gender - Measure % of Permanent Employee by Gender in the workforce
3. Accessibility - Public Access to City Facilities – measured by progress on the City ADA Facilities plan
4. Accessibility – Measure % of dwelling units within a ¼ mile of a bus stop
5. Accessibility – Measure % of on-time for fixed route
6. Accessibility – Measure % of on-time for paratransit
7. Disadvantaged Business Enterprise (DBE) – Measure % of transit funding spent on DBE companies

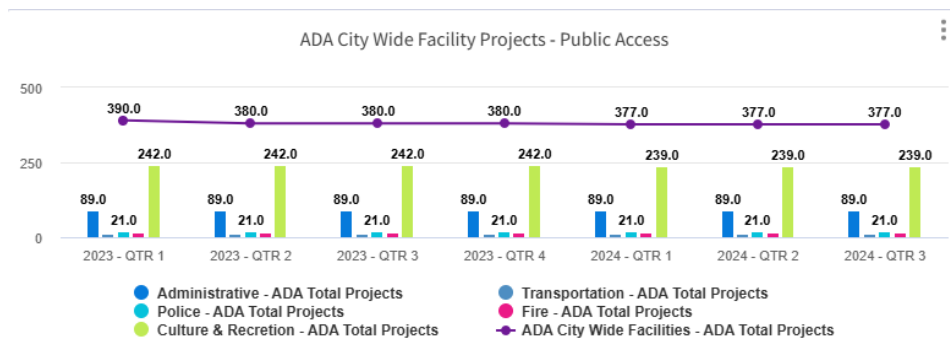
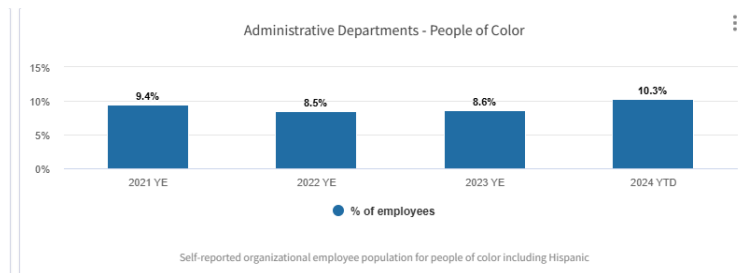
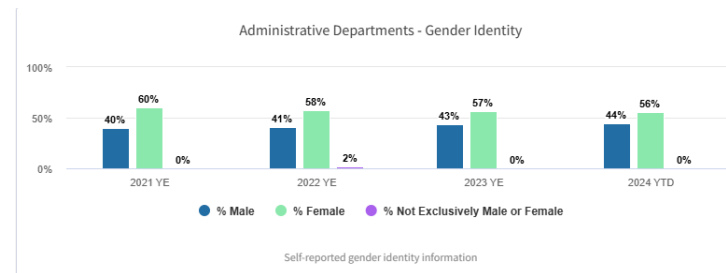
Key Performance Indicators

Diversity, Equity, and Inclusion (DEI)

City Wide DEI Metrics

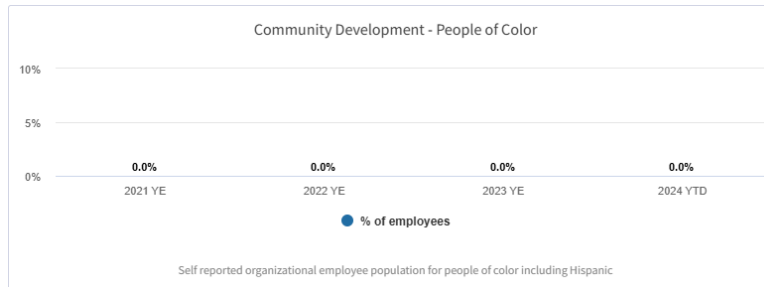
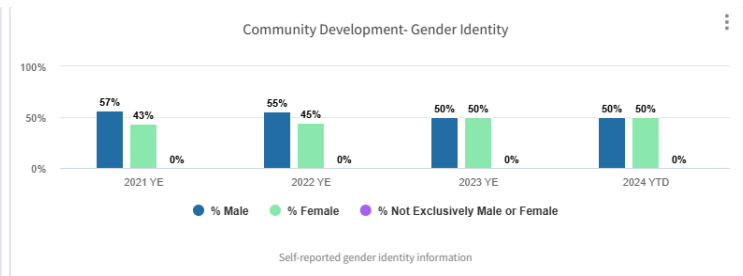
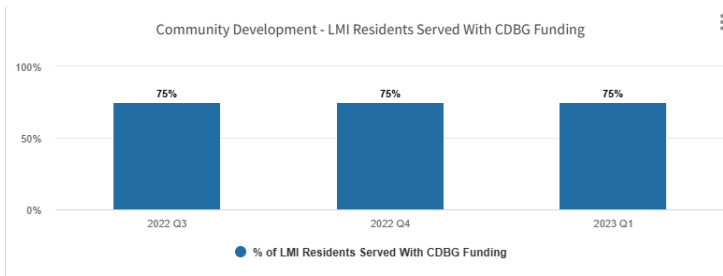
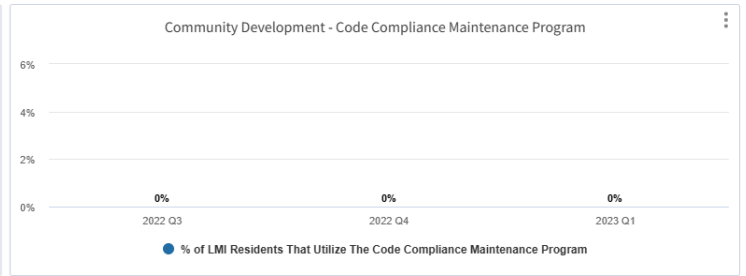
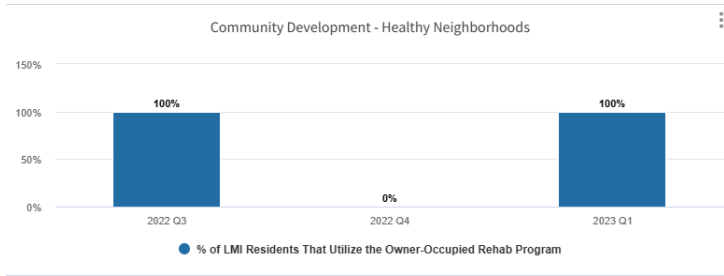


Administration DEI Metrics

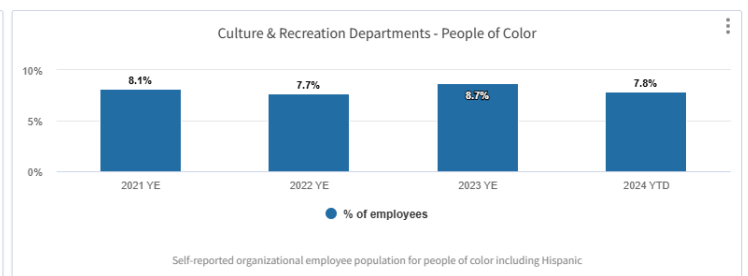
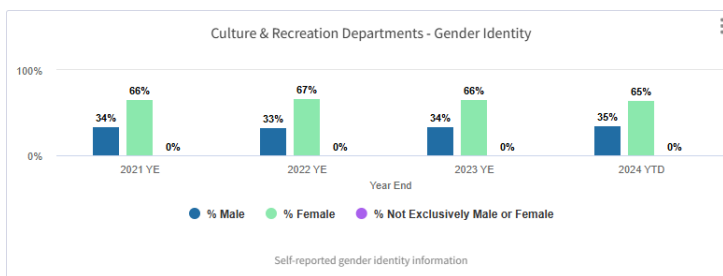


Key Performance Indicators Diversity, Equity, and Inclusion (DEI) (continued)

Community Development DEI Metrics

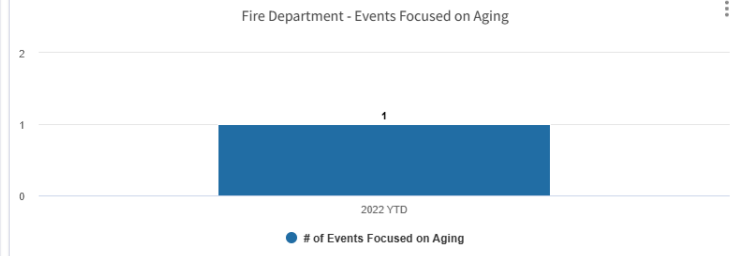
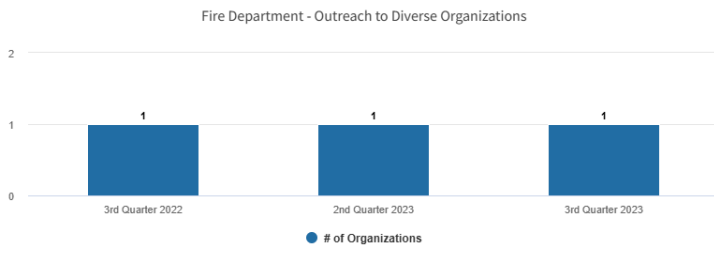
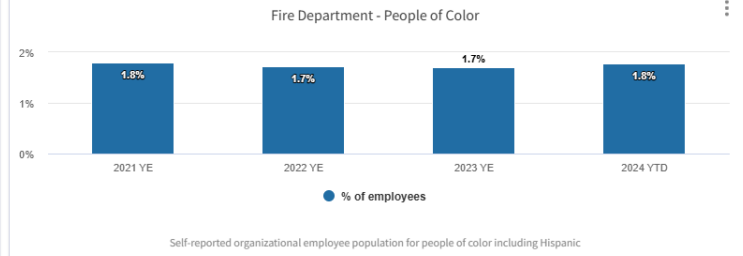
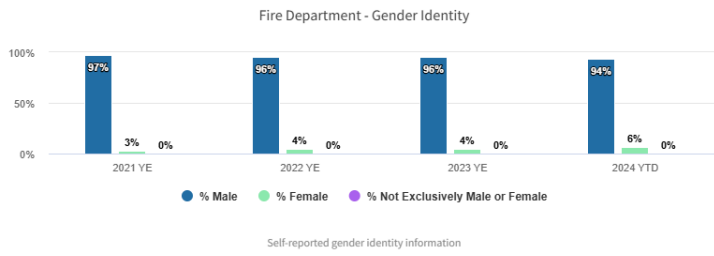


Culture and Recreation DEI Metrics

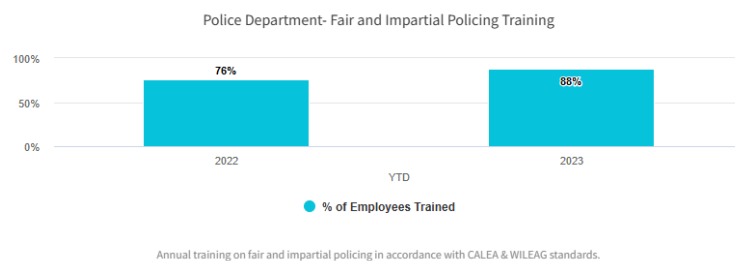
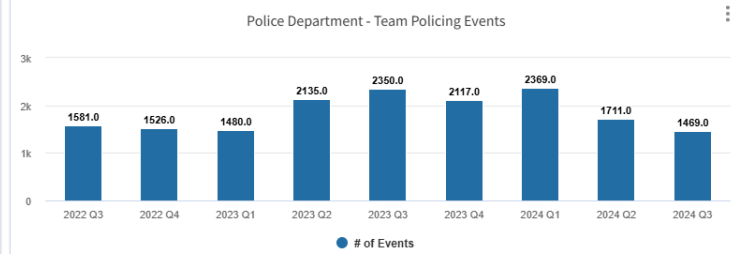
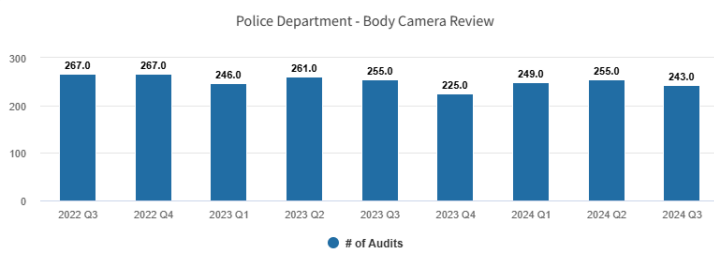
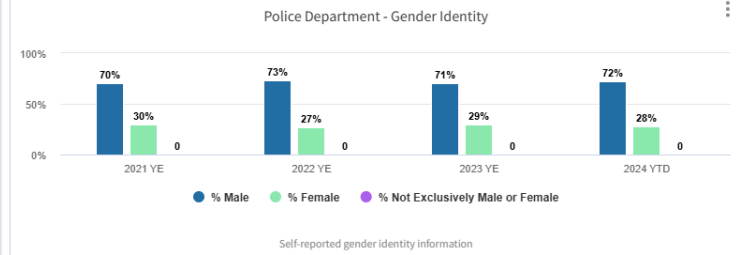
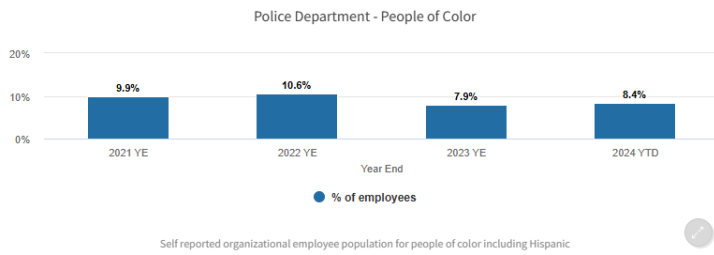


Key Performance Indicators Diversity, Equity, and Inclusion (DEI) (continued)

Fire Department DEI Metrics

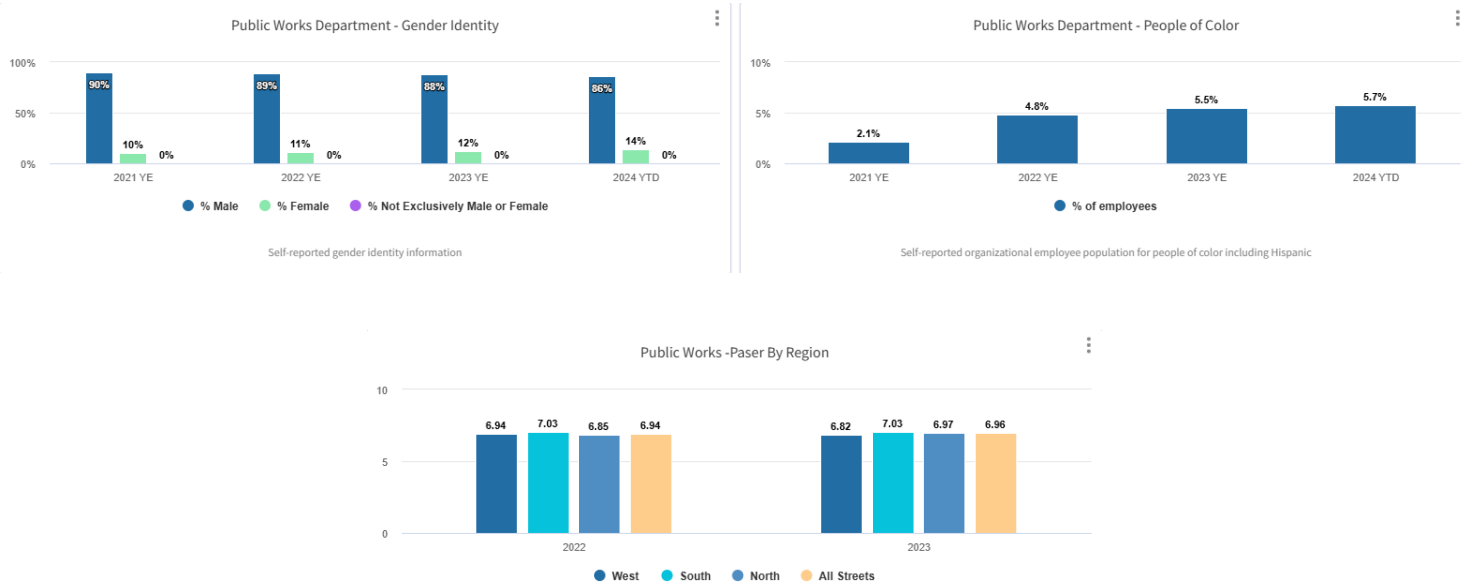


Police Department DEI Metrics

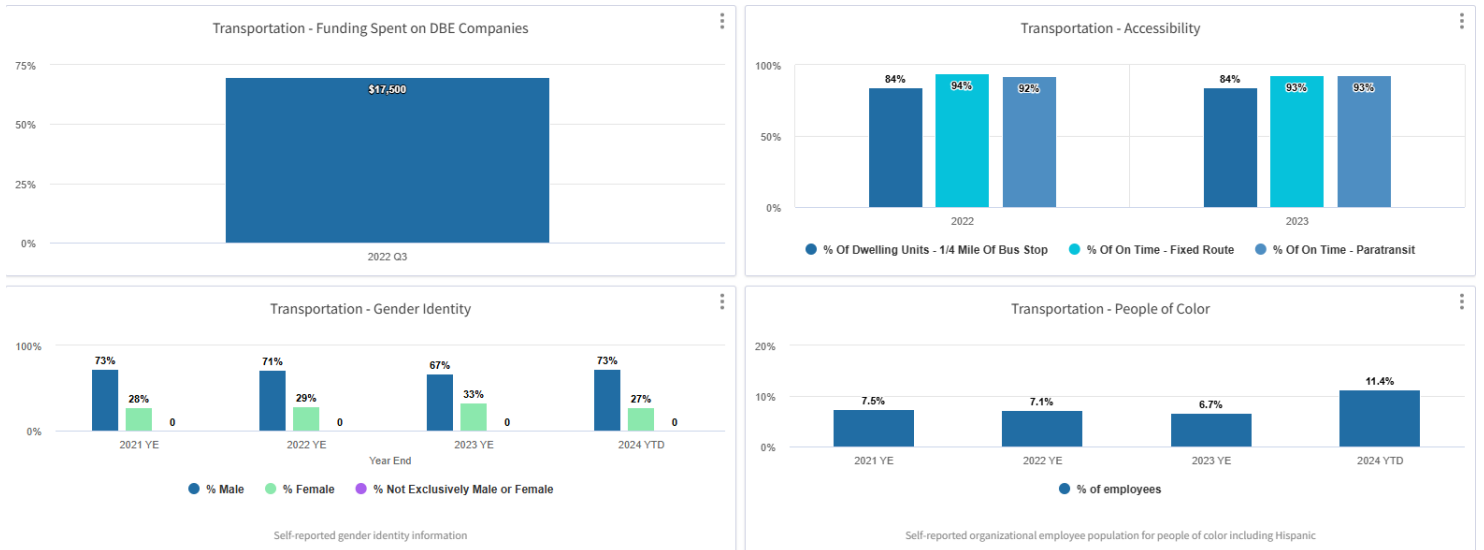


Key Performance Indicators Diversity, Equity, and Inclusion (DEI) (continued)

Public Works DEI Metrics



Transportation DEI Metrics



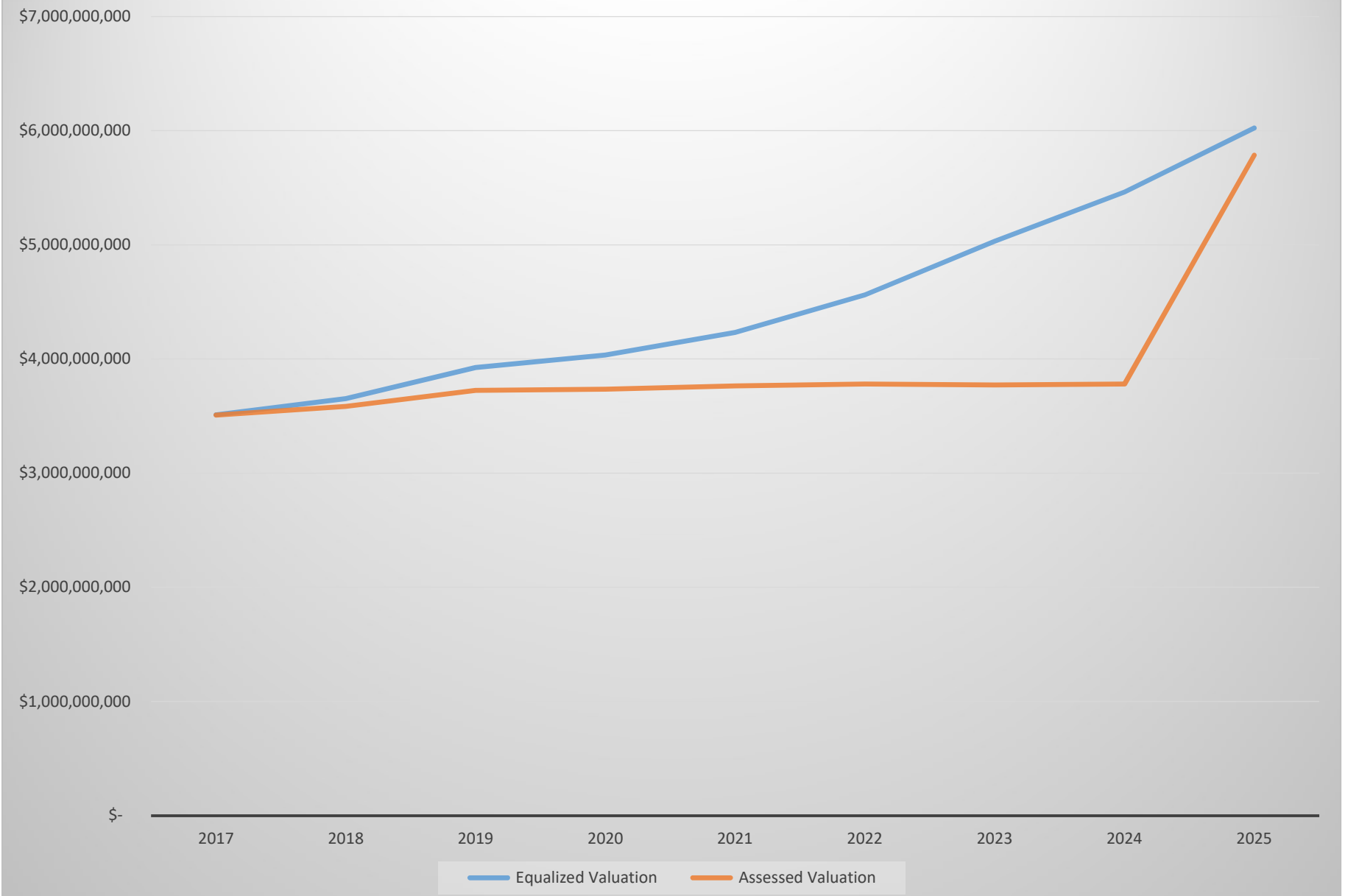
City of Oshkosh
Tax Levy
2025 Adopted Budget

Taxing Fund	Actual 2021	Actual 2022	Actual 2023	Adopted Budget 2024	Preliminary 2025	Change from 2024 Budget	Chg %
General Fund	\$ 21,874,500	\$ 22,223,400	\$ 23,435,500	\$ 24,020,000	\$ 20,384,500	\$ (3,635,500)	-15.14%
Special Revenue Funds							
Garbage Collection & Disposal	1,460,400	1,460,400	1,560,000	1,730,000	1,990,000	\$ 260,000	15.03%
Street Lighting	1,075,000	1,025,000	1,025,000	1,060,300	1,090,600	\$ 30,300	2.86%
Museum	970,000	970,000	970,000	1,029,100	1,050,000	\$ 20,900	2.03%
Senior Services	327,400	353,500	353,500	393,000	393,000	\$ -	0.00%
Library	2,772,700	2,792,700	2,792,700	2,876,500	3,400,000	\$ 523,500	18.20%
Cemetery	300,000	321,000	318,900	328,500	350,000	\$ 21,500	6.54%
Leach Amphitheater	14,000	23,000	23,000	23,000	23,000	\$ -	0.00%
Pollock Water Park	64,000	64,000	64,000	100,000	260,000	\$ 160,000	160.00%
Rental Inspections	25,000	16,500	12,800	-	-	\$ -	-
Ambulance Services	-	-	-	-	1,660,000	\$ 1,660,000	
Capital Improvement Funds							
Equipment Fund	1,100,000	1,100,000	1,088,200	1,205,500	765,500	\$ (440,000)	-36.50%
Debt Service Fund	11,160,200	12,733,500	13,277,100	13,897,400	13,400,000	\$ (497,400)	-3.58%
Enterprise Funds							
Grand Opera House	-	-	-	36,900	170,000	\$ 133,100	360.70%
GO Transit	809,500	809,500	809,500	856,600	2,063,400	\$ 1,206,800	140.88%
Total City Tax Levy	\$ 41,952,700	\$ 43,892,500	\$ 45,730,200	\$ 47,556,800	\$ 47,000,000	\$ (556,800)	-1.17%
Change from previous year	1,215,300	1,939,800	1,837,700	1,826,600	(556,800)		
% Change from previous year	2.98%	4.62%	4.19%	3.99%	-1.17%		

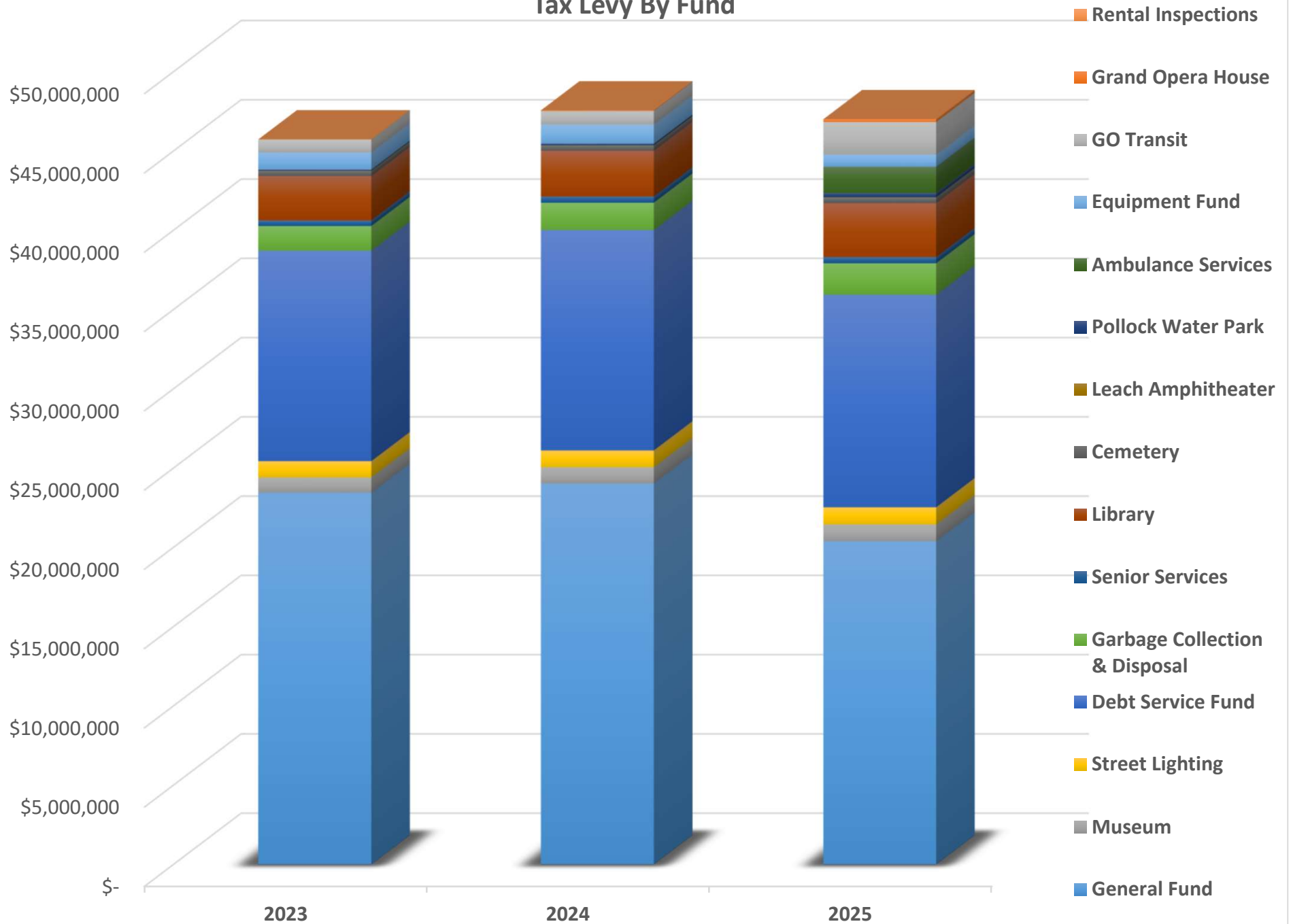
	Actual 2021	Actual 2022	Actual 2023	Adopted Budget 2024	Adopted Budget 2025	Change from 2024 Budget	Chg %
Assessed Valuation (TID out)	\$ 3,765,515,055	\$ 3,781,145,335	\$ 3,773,745,419	\$ 3,781,426,502	\$ 5,774,273,330	\$ 1,992,846,828	52.70%
Assessed Tax Rate	\$ 11.1413	\$ 11.6083	\$ 12.1180	\$ 12.5764	\$ 8.1396	\$ (4.4369)	-35.28%
Equalized Valuation (TID out)	4,233,828,800	4,562,703,200	5,032,490,100	5,464,247,100	6,024,732,000	\$ 560,484,900	10.26%
Equalized Tax Rate	\$ 9.9089	\$ 9.6198	\$ 9.0870	\$ 8.7033	\$ 7.8012	\$ (0.90)	-10.36%
Fair Market Ratio	88.94%	82.87%	74.99%	69.20%	95.84%		

Lottery Credit	\$ 155.28	\$ 250.20	\$ 262.22	\$ 303.98			
Average Residence	150,000	150,000	150,000	150,000	250,000		
Average tax bill	\$ 1,671.19	\$ 1,741.24	\$ 1,817.70	\$ 1,886.46	\$ 2,034.89	\$ 148.43	7.87%
Change from previous year	\$ 35.79	\$ 70.04	\$ 76.46	\$ 68.76	\$ 148.43		

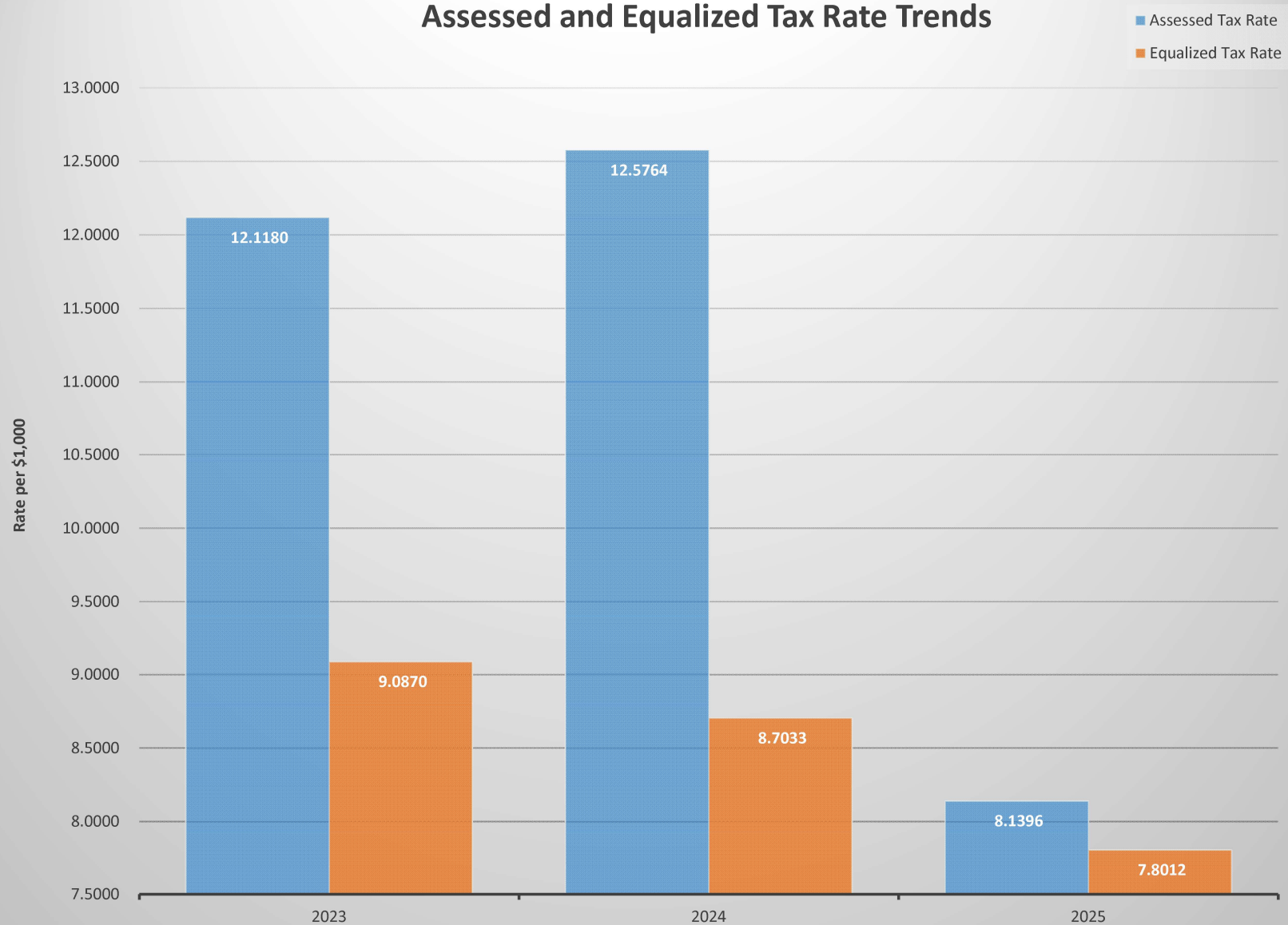
Valuation Trend



Tax Levy By Fund



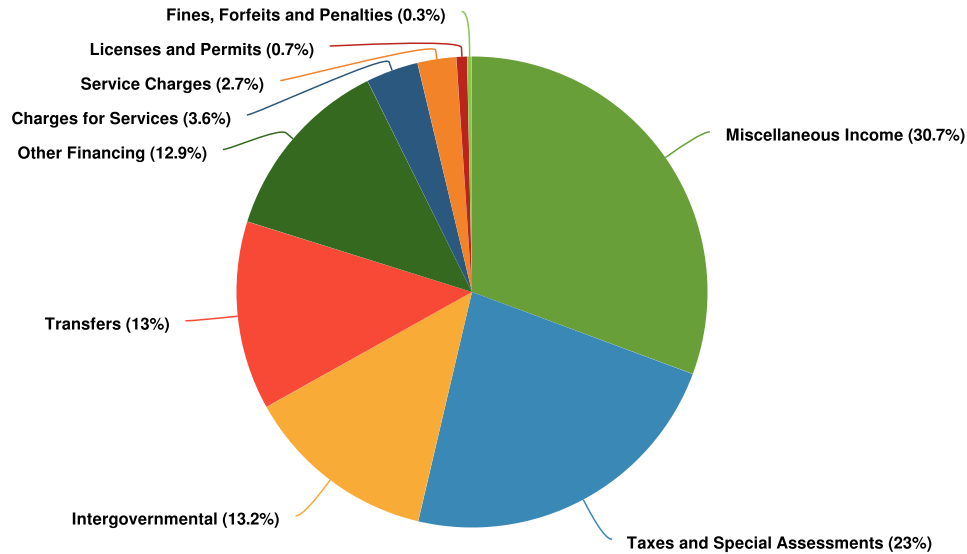
Assessed and Equalized Tax Rate Trends





Revenues by Source

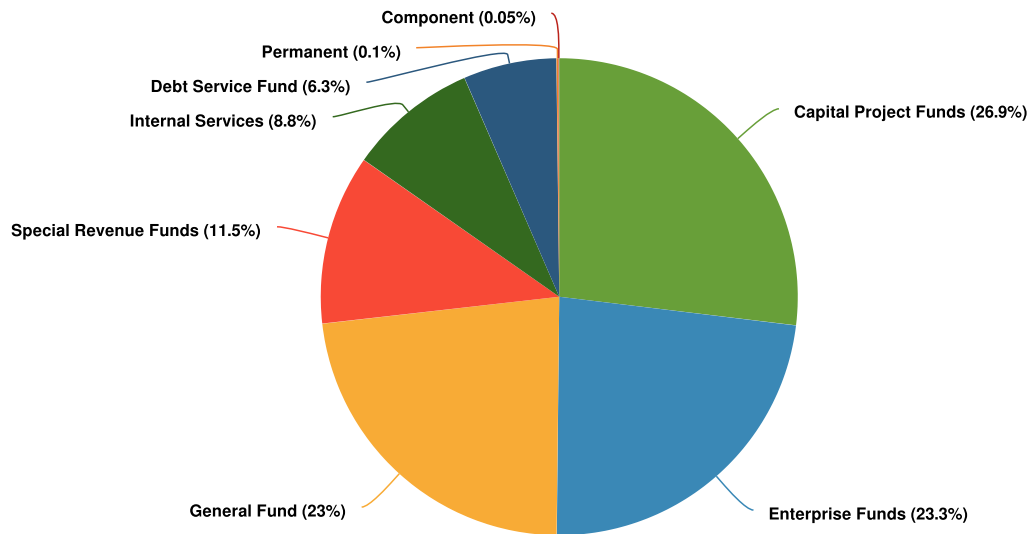
Projected 2025 Revenues by Source



Name	FY2023 YTD Actual	FY2024 Budget: Amended	FY2024 YTD Actual	FY2024 Projected	FY2025 Budgeted	FY2024 Budget: Amended vs. FY2025 Budgeted (% Change)	FY2024 Budget: Amended vs. FY2025 Budgeted (\$ Change)
Revenue Source							
Taxes and Special Assessments	\$59,370,893	\$60,597,210	\$57,117,197	\$60,123,187	\$59,718,010	-1.5%	-\$879,200
Intergovernmental	\$28,997,552	\$28,240,235	\$5,928,257	\$34,429,444	\$34,232,334	21.2%	\$5,992,099
Licenses and Permits	\$2,156,691	\$2,166,200	\$1,242,768	\$2,181,425	\$1,891,920	-12.7%	-\$274,280
Fines, Forfeits and Penalties	\$587,327	\$709,600	\$304,073	\$636,500	\$828,100	16.7%	\$118,500
Charges for Services	\$9,085,738	\$9,194,400	\$2,685,080	\$8,895,600	\$9,336,200	1.5%	\$141,800
Miscellaneous Income	\$77,075,112	\$65,255,100	\$34,690,134	\$71,234,769	\$79,522,021	21.9%	\$14,266,921
Service Charges	\$6,241,106	\$7,105,957	\$2,921,928	\$6,533,357	\$6,901,100	-2.9%	-\$204,857
Other Financing	\$18,787,538	\$11,794,400	\$5,500,858	\$16,769,800	\$33,329,950	182.6%	\$21,535,550
Transfers	\$21,611,002	\$529,099	\$349,160	\$396,500	\$33,604,700	6,251.3%	\$33,075,601
Total Revenue Source:	\$223,912,960	\$185,592,201	\$110,739,454	\$201,200,582	\$259,364,335	39.7%	\$73,772,134

Expenditures by Fund

2025 Expenditures by Fund



Name	FY2023 YTD Actual	FY2024 Budget: Amended	FY2024 YTD Actual	FY2024 Projected	FY2025 Budgeted	FY2024 Budget: Amended vs. FY2025 Budgeted (% Change)	FY2024 Budget: Amended vs. FY2025 Budgeted (\$ Change)
General Fund	\$56,419,125	\$56,985,701	\$25,006,608	\$54,968,074	\$55,359,021	-2.9%	-\$1,626,680
Special Revenue Funds	\$16,995,115	\$32,479,607	\$11,887,060	\$24,052,680	\$27,684,829	-14.8%	-\$4,794,778
Debt Service Fund	\$31,561,868	\$14,647,400	\$5,915,688	\$14,647,400	\$15,200,000	3.8%	\$552,600
Capital Project Funds	\$45,282,508	\$222,397,201	\$18,227,653	\$5,881,158	\$64,737,542	-70.9%	-\$157,659,659
Enterprise Funds	\$48,453,907	\$69,317,915	\$22,977,093	\$54,043,347	\$55,903,123	-19.4%	-\$13,414,792
Fiduciary	\$16,068	\$0	\$0	\$0	\$0	0%	\$0
Internal Services	\$18,252,826	\$19,771,366	\$8,831,686	\$19,338,941	\$21,084,610	6.6%	\$1,313,244
Permanent	\$382,696	\$99,089	\$21,064	\$70,900	\$300,250	203%	\$201,161
Component	\$39,852	\$95,200	\$37,236	\$45,760	\$130,360	36.9%	\$35,160
Total:	\$217,403,965	\$415,793,479	\$92,904,087	\$173,048,261	\$240,399,735	-42.2%	-\$175,393,744

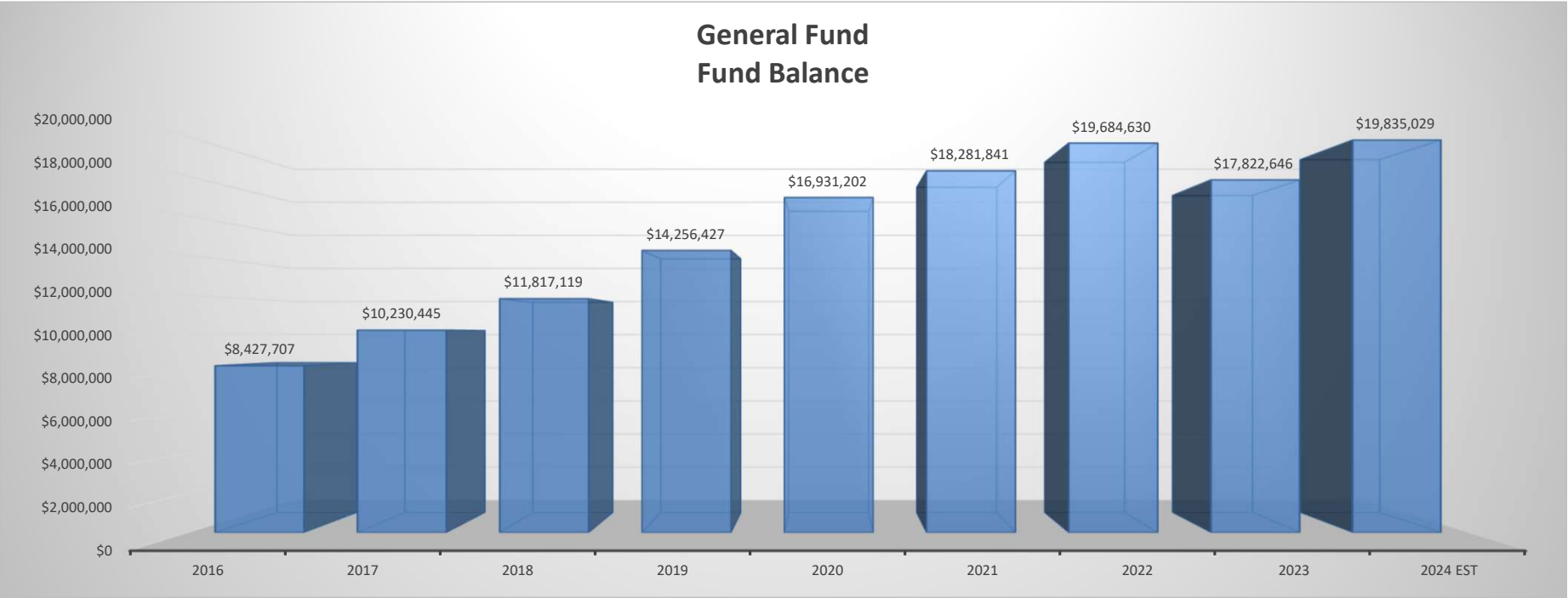
ANALYSIS OF GENERAL FUND BALANCES **November 2024**

<i>12/31/2012</i>	Unassigned Fund Balance	\$8,820,427
<i>12/31/2013</i>	Unassigned Fund Balance	\$8,262,154
<i>12/31/2014</i>	Unassigned Fund Balance	\$8,718,502
<i>12/31/2015</i>	Unassigned Fund Balance	\$8,540,127
<i>12/31/2016</i>	Unassigned Fund Balance	\$8,427,707
<i>12/31/2017</i>	Unassigned Fund Balance	\$10,230,445
<i>12/31/2018</i>	Unassigned Fund Balance	\$11,817,119
<i>12/31/2019</i>	Unassigned Fund Balance	\$14,256,427
<i>12/31/2020</i>	Unassigned Fund Balance	\$16,931,202
<i>12/31/2021</i>	Unassigned Fund Balance	\$18,281,841
<i>12/31/2022</i>	Unassigned Fund Balance	\$19,684,630
<i>12/31/2023</i>	Unassigned Fund Balance	\$17,822,646

2024 Projected Fund Balance

January 1, 2024	Unassigned Fund Balance		\$17,822,646
Projected 2024 General Fund Revenues		\$56,980,457	
Projected 2024 General Fund Expenditures		\$54,968,074	
Estimated Fund Balance December 31, 2024			\$19,835,029

Fund Balance Policy		
Budgeted 2025 General Fund Expenditures	\$	55,359,021
Minimum Fund Balance	16%	8,857,400
Maximum Fund Balance	30%	16,607,700



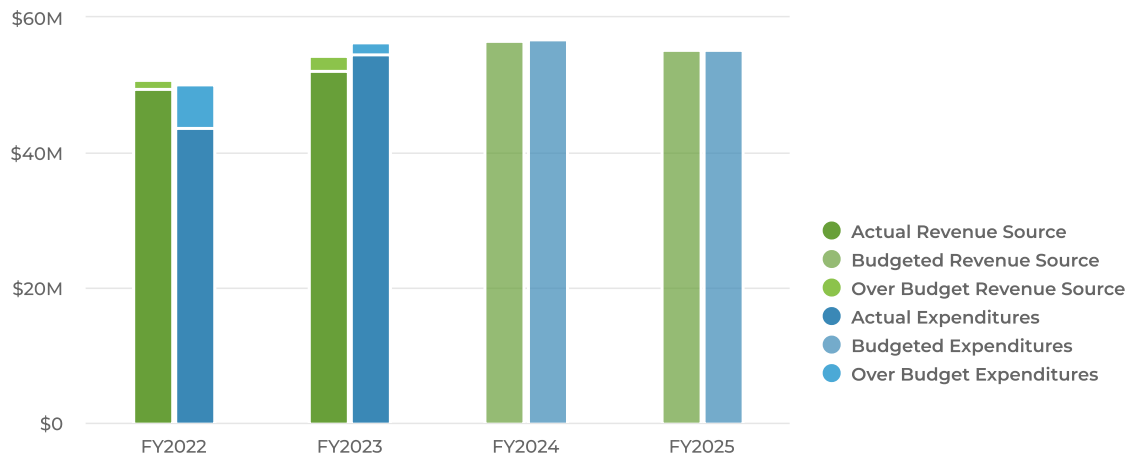


General Fund

The General Fund of a governmental unit serves as the primary reporting vehicle for current governmental operations. The General Fund, by definition, accounts for all current financial resources not required by law or administrative action to be accounted for in another fund. The major sources of revenue for the general fund include property taxes and intergovernmental revenue. The major departments funded are City Council, City Manager, City Attorney, Administrative Services, City Clerk, Elections, Finance, Police, Fire, Public Works, Parks, Community Development, Transportation, and the Unclassified Fund.

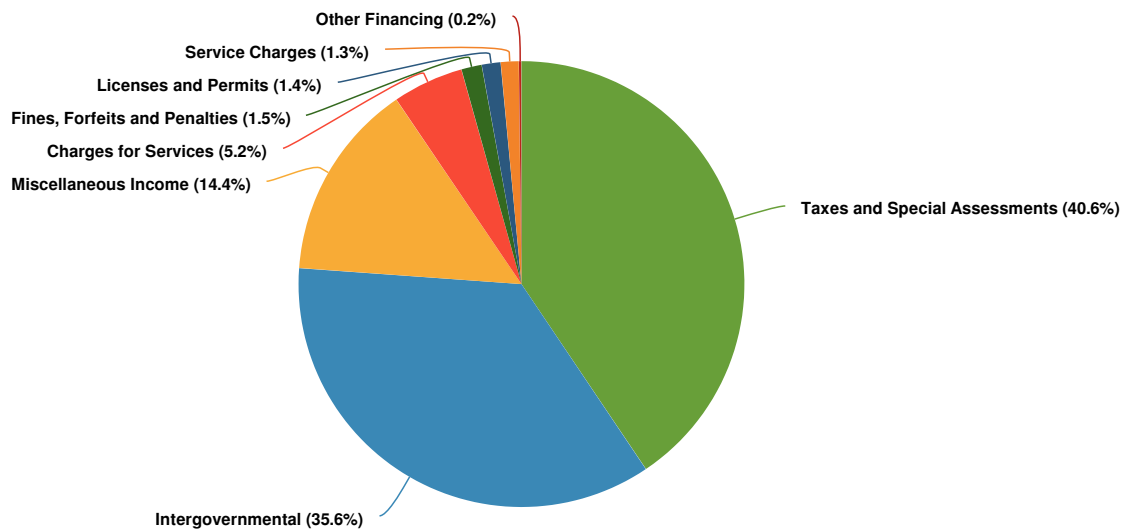
Summary

Oshkosh, WI is projecting \$55.36M of revenue in FY2025, which represents a 2.2% decrease over the prior year. Budgeted expenditures are projected to decrease by 2.9% or \$1.63M to \$55.36M in FY2025.

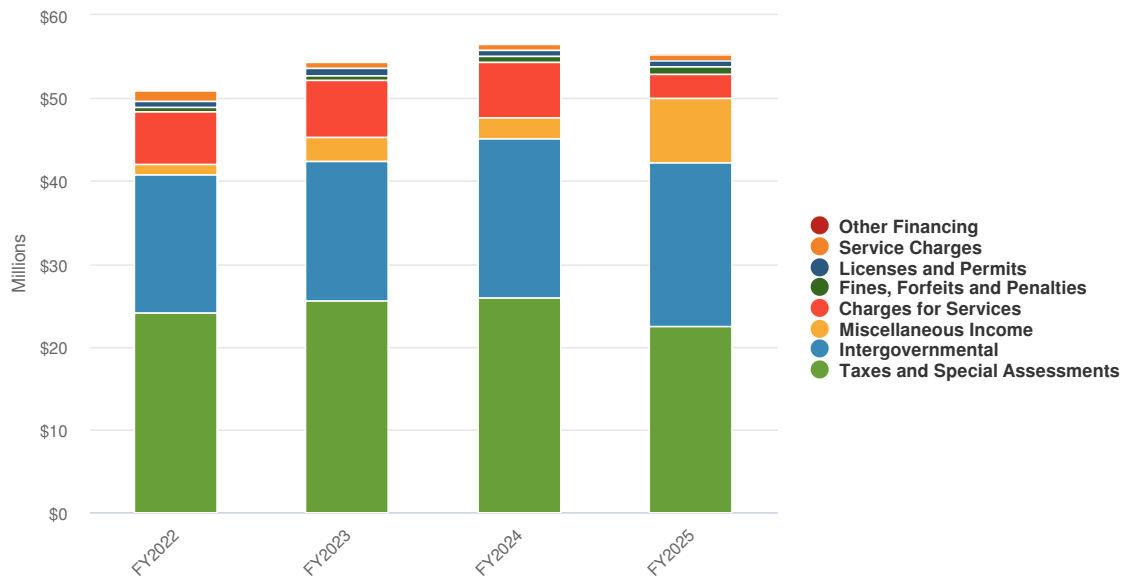


Revenues by Source

Projected 2025 Revenues by Source



Budgeted and Historical 2025 Revenues by Source

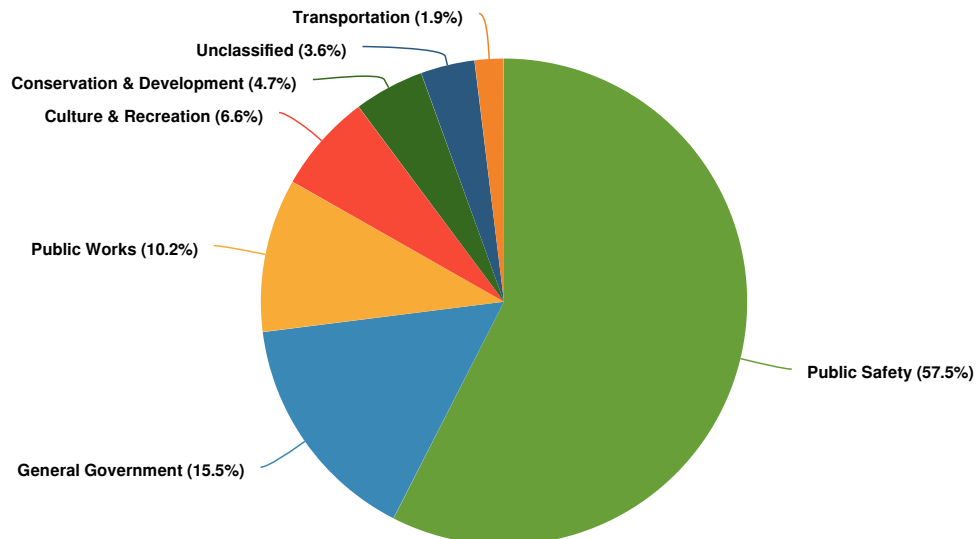


Name	FY2023 YTD Actual	FY2024 Budget: Amended	FY2024 YTD Actual	FY2024 Projected	FY2025 Budgeted	FY2024 Budget: Amended vs. FY2025 Budgeted (% Change)	FY2024 Budget: Amended vs. FY2025 Budgeted (\$ Change)
Revenue Source							
Taxes and Special Assessments	\$25,625,167	\$26,002,600	\$24,247,912	\$26,117,600	\$22,467,100	-13.6%	-\$3,535,500
Intergovernmental	\$16,881,011	\$19,200,900	\$2,784,999	\$19,317,800	\$19,688,850	2.5%	\$487,950

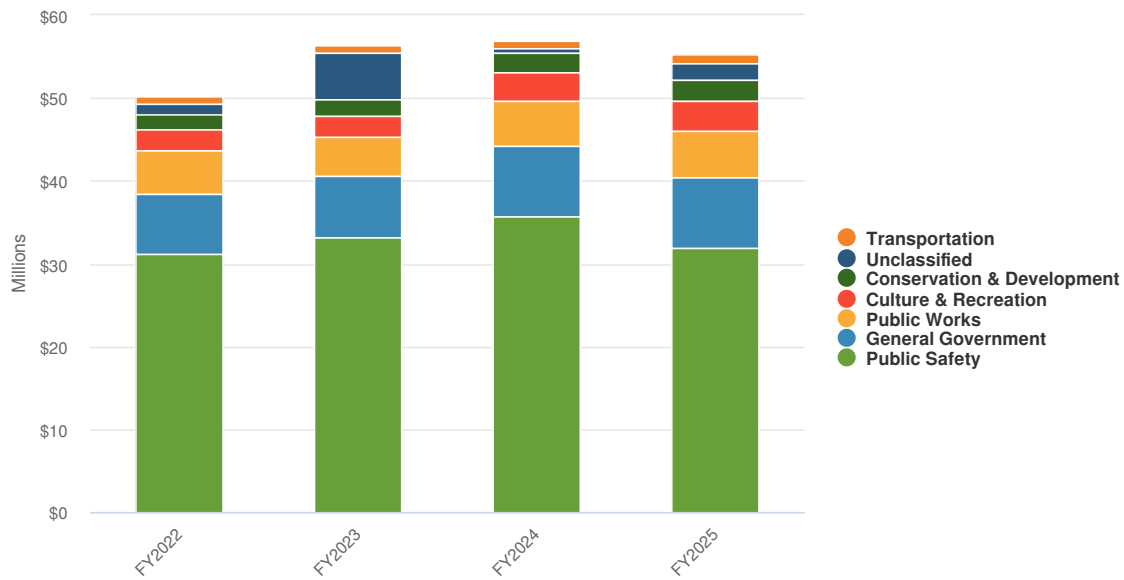
Name	FY2023 YTD Actual	FY2024 Budget: Amended	FY2024 YTD Actual	FY2024 Projected	FY2025 Budgeted	FY2024 Budget: Amended vs. FY2025 Budgeted (% Change)	FY2024 Budget: Amended vs. FY2025 Budgeted (\$ Change)
Licenses and Permits	\$809,191	\$817,000	\$448,720	\$778,750	\$754,450	-7.7%	-\$62,550
Fines, Forfeits and Penalties	\$580,432	\$703,600	\$295,458	\$605,900	\$814,100	15.7%	\$110,500
Charges for Services	\$6,967,027	\$6,646,800	\$1,207,260	\$6,496,450	\$2,853,700	-57.1%	-\$3,793,100
Miscellaneous Income	\$2,785,903	\$2,500,200	\$2,346,755	\$2,856,000	\$7,953,721	218.1%	\$5,453,521
Service Charges	\$684,054	\$729,257	\$52,350	\$722,957	\$727,100	-0.3%	-\$2,157
Other Financing	\$127,039	\$25,000	\$10,298	\$85,000	\$100,000	300%	\$75,000
Total Revenue Source:	\$54,459,824	\$56,625,357	\$31,393,753	\$56,980,457	\$55,359,021	-2.2%	-\$1,266,336

Expenditures by Function

Budgeted Expenditures by Function



Budgeted and Historical Expenditures by Function



Name	FY2023 YTD Actual	FY2024 Budget: Amended	FY2024 YTD Actual	FY2024 Projected	FY2025 Budgeted	FY2024 Budget: Amended vs. FY2025 Budgeted (% Change)	FY2024 Budget: Amended vs. FY2025 Budgeted (\$ Change)
Expenditures							
General Government	\$7,496,296	\$8,568,730	\$4,430,269	\$8,243,503	\$8,581,669	0.2%	\$12,939
Public Safety	\$33,102,649	\$35,628,566	\$15,320,134	\$34,909,435	\$31,839,746	-10.6%	-\$3,788,820
Public Works	\$4,661,365	\$5,502,212	\$2,096,406	\$4,964,496	\$5,644,371	2.6%	\$142,159
Transportation	\$940,195	\$1,047,306	\$426,470	\$1,034,785	\$1,073,101	2.5%	\$25,795
Culture & Recreation	\$2,675,715	\$3,460,151	\$1,433,709	\$3,353,693	\$3,649,795	5.5%	\$189,644
Conservation & Development	\$1,950,987	\$2,356,382	\$1,012,921	\$2,174,536	\$2,578,374	9.4%	\$221,992
Unclassified	\$5,591,916	\$422,355	\$286,700	\$287,626	\$1,991,965	371.6%	\$1,569,610
Total Expenditures:	\$56,419,125	\$56,985,701	\$25,006,608	\$54,968,074	\$55,359,021	-2.9%	-\$1,626,680

Fund	Beginning Fund Balance	Revenues	Expenditures	Net Difference	Ending Fund Balance
General Fund	18,132,693	55,359,021	55,359,021	0	18,132,693
Senior Center Revolving Fund	173,223	78,500	59,800	18,700	191,923
CDBG Revolving Loan Fund	222,261	257,000	239,411	17,589	239,850
B I D District	115,324	262,110	255,000	7,110	122,434
Recycling	2,929,300	1,221,300	1,141,524	79,776	3,009,076
Garbage Collection & Disposal	-45,795	2,060,000	1,978,990	81,010	35,215
Police Special Funds	298,049	95,900	188,800	-92,900	205,149
Street Lighting Fund	223,220	1,110,600	1,110,600	0	223,220
Special Events	667,978	4,721,956	4,627,956	94,000	761,978
Museum Membership Fund	642,614	176,100	269,700	-93,600	549,014
Seniors Center	34,681	798,800	796,779	2,021	36,702
Fire Special Revenue	408,608	135,300	133,050	2,250	410,858
Library	228,655	4,783,894	4,640,185	143,709	372,364
Museum	97,648	1,343,400	1,351,610	-8,210	89,438
Museum Collections	676,030	54,500	65,900	-11,400	664,630
Cemetery	324,220	532,900	561,821	-28,921	295,299
Community Devel Special Funds	162,571	0	0	0	162,571
Parks Revenue	686,863	401,000	348,137	52,863	739,726
Leach Amphitheater	96,802	114,500	111,383	3,117	99,919
Public Works Special Fund	-41,332	880,000	758,596	121,404	80,072
Pollock Aquatic Ctr	78,600	596,100	599,195	-3,095	75,505
Rental Inspections	42,317	0	0	0	42,317
Neighborhood Improv Loan Prog	278,898	0	218,100	-218,100	60,798
Healthy Neighborhood Initiative	2,699,098	85,000	628,076	-543,076	2,156,022
Community Devlp Block Grant	4,121,400	801,434	801,434	0	4,121,400
Local Ec Dev - Go Edc Loan Pro	2,020,547	100,000	400,000	-300,000	1,720,547
Senior Center	125,237	0	0	0	125,237
Sidewalk Construction Fund	-3,348,127	0	0	0	-3,348,127
Street Improvement Fund	8,535,109	0	0	0	8,535,109
Special Assessment Improvement	16,056,206	3,630,300	1,307,142	2,323,158	18,379,364
Contract Control Fund	2,993,447	29,428,200	29,428,200	0	2,993,447
Enterprise Capital Fund	0	8,228,500	8,228,500	0	0
Equipment Fund	15,691,525	18,658,250	18,582,250	76,000	15,767,525
Park Improvement & Acquisition	-1,493,266	1,190,000	1,190,000	0	-1,493,266
Park Subdivision Improvement	441,039	6,000	0	6,000	447,039
Tree & Bench Memorial	189,143	110,000	154,000	-44,000	145,143
Debt Service Fund	1,551,959	13,650,000	15,200,000	-1,550,000	1,959
Grand Opera House Fund	-130,850	170,000	35,900	134,100	3,250
TIF #25 City Centr Hotel	-137,937	156,500	150	156,350	18,413
Oshkosh Convention Centre	10,034,285	2,557,900	2,376,934	180,966	10,215,251
TIF #26 Aviation Bus Prk	-3,602,924	0	150	-150	-3,603,074
Parking Ramp Fund	546,308	120,000	99,800	20,200	566,508
TIF #27 N Main Ind Park	-907,293	410,000	100,150	309,850	-597,443
Parking Utility	3,060,238	103,900	209,447	-105,547	2,954,691
TIF #28 - Beach Building	34,942	53,000	150	52,850	87,792
Transit Utility	11,569,787	7,332,900	7,337,919	-5,019	11,564,768
TIF #29 Morgan District	30,475	19,000	150	18,850	49,325
TIF #30 Washington Building	52,516	55,000	38,150	16,850	69,366
Ind Park Land Enterprise Fund	2,953,731	510,000	30,700	479,300	3,433,031
TIF #31 Buckstaff Redeve	48,224	600,000	570,250	29,750	77,974
TIF #32 Granary Redevelopment	5,237	12,000	11,150	850	6,087
TIF # 33 Lamico Redevelopment	282,021	230,000	220,150	9,850	291,871
TIF #24 - Oshkosh Corp	6,208	173,500	150	173,350	179,558
TIF #14 Mercy Medical	1,039,261	505,000	75,150	429,850	1,469,111
TIF #15 Park Plaza	3,085,646	163,100	300,150	-137,050	2,948,596
TIF #16 100 Block	639,430	144,600	100,150	44,450	683,880
TIF #19 Nw Expansion	903,429	274,000	75,150	198,850	1,102,279
TIF #8 S Aviation	28,964	0	10,300	-10,300	18,664
TIF #17 City Centre	573,740	231,600	347,750	-116,150	457,590
TIF #18 Sw #3	-126,138	479,000	150	478,850	352,712
TIF #20 So Side Of Fox	2,761,099	0	683,250	-683,250	2,077,849
TIF #21 Fox River Corr	540,501	525,000	194,050	330,950	871,451
TIF #12 Division St	807,748	147,600	150	147,450	955,198
TIF #13 Marion Rd/Pearl	-587,190	315,100	79,450	235,650	-351,540
TIF #23 Sw Ind Park Exp	-2,696,042	15,000	392,650	-377,650	-3,073,692

Water Utility	84,633,257	23,330,000	18,846,253	4,483,747	89,117,004
Sewer Utility	84,079,979	21,330,500	16,772,759	4,557,741	88,637,720
Storm Water Utility	78,559,759	16,703,500	9,766,377	6,937,123	85,496,882
Inspection Services	0	882,470	1,070,997	-188,527	-188,527
Weights & Measures Fund	0	125,000	106,037	18,963	18,963
TIF #34 Oshkosh Corp Headqtrs	-52,821	1,200,000	1,200,150	-150	-52,971
TIF #35 Oshkosh Ave Corridor	1,540,309	590,000	160,150	429,850	1,970,159
TIF #36 Merge Redevelopment	15,730	422,000	315,150	106,850	122,580
TIF #37 Aviation Plaza	28,933	167,000	150,150	16,850	45,783
TIF #38 Pioneer Redevelopment	638	11,000	150	10,850	11,488
TIF #39 - Cabrin School Redev	39,367	44,000	35,150	8,850	48,217
TIF # 40 Miles Kimball Redevel	-13,217	30,000	27,150	2,850	-10,367
TIF #41 Smith School Redevelop	-10,929	11,000	10,150	850	-10,079
Employee Benefit Fund	4,566,959	13,225,200	12,933,789	291,411	4,858,370
Workers Compensation	642,513	1,011,700	1,017,237	-5,537	636,976
Central City Fund	-1,480,725	6,232,800	7,133,584	-900,784	-2,381,509
Permanent	0	1,314,700	300,250	1,014,450	1,014,450
Component	0	156,000	130,360	25,640	25,640
TIF # 42 Morgan Crossing II	-2,975	500	150	350	-2,625
TID # 43 Mill on Main	-62,219	0	150	-150	-62,369
Ambulance	0	6,402,700	6,398,782	3,918	3,918
Totals	359,316,719	259,364,335	240,399,735	18,964,600	378,281,319

City Council 0100-0010

Mark Rohloff
City Manager

Fund Type: General Fund (Major Fund)
Category: General Government

Mission Statement

To create a thriving and sustainable community offering abundant opportunities for work and life, while providing goods and services in pursuit of a safe and vibrant community.

Strategic Plan Goals

- *Effectiveness of government
- *Infrastructure
- *Quality of life

Personnel Positions

CITY COUNCIL 0100-0010 PERSONNEL POSITIONS

Position Title	Current Budgeted Employees	Current Actual Employees	2025 Proposed Employees
Council Members	7.00	7.00	7.00
TOTAL PERSONNEL	7.00	7.00	7.00

Expenditures by Expense Type

Name	FY2023 YTD Actual	FY2024 Budget: Amended	FY2024 YTD Actual	FY2024 Projected	FY2025 Budgeted	FY2024 Budget: Amended vs. FY2025 Budgeted (% Change)	FY2024 Budget: Amended vs. FY2025 Budgeted (\$ Change)
Expense Objects							
Personnel Services							
6102 - REGULAR PAY	\$34,955	\$38,171	\$16,904	\$36,558	\$36,500	-4.4%	-\$1,671
6302 - FICA - EMPLOYERS SHARE	\$2,674	\$2,931	\$1,293	\$2,797	\$2,793	-4.7%	-\$138
Total Personnel Services:	\$37,629	\$41,102	\$18,197	\$39,355	\$39,293	-4.4%	-\$1,809
Operating							
6411 - ADVERTISING/POSTAGE/PRINTING	\$0	\$0	\$33	\$50	\$100	N/A	\$100
6415 - SUBSCRIPTION/LICENSING CNTRCTS	\$1,976	\$2,000	\$260	\$1,900	\$2,000	0%	\$0
6421 - EMPLOYEE TRAINING/DEVELOPMENT	\$20	\$4,100	\$500	\$500	\$4,000	-2.4%	-\$100
6422 - PRFSL LICENSE/MEMERSHIP/BOND	\$14,168	\$14,000	\$14,131	\$14,900	\$15,700	12.1%	\$1,700
6520 - OFFICE SUPPLIES	\$1,463	\$2,000	\$1,788	\$2,000	\$2,000	0%	\$0
6529 - NON-INV - SUPPLIES	\$1,210	\$2,000	\$150	\$1,000	\$2,000	0%	\$0
6550 - MINOR EQUIPMENT	\$23	\$500	\$0	\$0	\$300	-40%	-\$200
Total Operating:	\$18,860	\$24,600	\$16,861	\$20,350	\$26,100	6.1%	\$1,500
Total Expense Objects:	\$56,489	\$65,702	\$35,058	\$59,705	\$65,393	-0.5%	-\$309

City Manager 0100-0020

Mark Rohloff
City Manager

Fund Type: General Fund (Major Fund)
Category: General Government

Mission Statement

To provide leadership and direction in the implementation of City Council policy objectives and administration of city services and programs, ensuring accountability, community responsiveness and customer service excellence.

Strategic Plan Goals

- *Enhance our quality of life services
- *Improve and maintain our infrastructure
- *Support economic development
- *Strengthen our neighborhoods
- *Provide a safe, secure, and healthy community
- *Enhance the effectiveness of our city government

Personnel Positions

CITY MANAGER 0100-0020 PERSONNEL POSITIONS

Position Title	Current Budgeted Employees	Current Actual Employees	2025 Proposed Employees
City Manager	1.00	1.00	1.00
Administrative Assistant	0.00	1.00	0.00
Executive Assistant	1.00	0.00	1.00
TOTAL PERSONNEL	2.00	2.00	2.00

Expenditures by Expense Type

Name	FY2023 YTD Actual	FY2024 Budget: Amended	FY2024 YTD Actual	FY2024 Projected	FY2025 Budgeted	FY2024 Budget: Amended vs. FY2025 Budgeted (% Change)	FY2024 Budget: Amended vs. FY2025 Budgeted (\$ Change)
Expense Objects							
Personnel Services							
6102 - REGULAR PAY	\$232,980	\$245,000	\$112,055	\$242,640	\$265,110	8.2%	\$20,110
6104 - OVERTIME PAY	\$0	\$0	\$0	\$100	\$0	0%	\$0
6302 - FICA - EMPLOYERS SHARE	\$15,243	\$18,884	\$8,794	\$18,820	\$20,281	7.4%	\$1,397
6304 - WISCONSIN RETIREMENT FUND	\$15,852	\$17,032	\$7,732	\$16,742	\$18,426	8.2%	\$1,394
6306 - HEALTH INSURANCE	\$7,845	\$25,965	\$0	\$0	\$25,975	0%	\$10
6307 - HEALTH INSURANCE ADMIN FEE	\$0	\$0	\$0	\$0	\$1,030	N/A	\$1,030
6308 - DENTAL	\$425	\$1,365	\$0	\$0	\$1,395	0.1%	\$30
6310 - LIFE INSURANCE	\$1,388	\$648	\$666	\$986	\$699	7.9%	\$51
6320 - OTHER BENEFITS	\$3,603	\$3,600	\$1,291	\$3,600	\$3,600	0%	\$0
Total Personnel Services:	\$277,334	\$312,494	\$130,538	\$282,888	\$336,516	7.7%	\$24,022
Operating							
6404 - PS - MISC CONSULTING / STUDIES	\$1,441	\$2,500	\$1,734	\$2,600	\$2,600	4%	\$100
6415 - SUBSCRIPTION/LICENSING CNTRCTS	\$8	\$100	\$6	\$50	\$100	0%	\$0
6421 - EMPLOYEE TRAINING/DEVELOPMENT	\$8,386	\$9,000	\$2,170	\$4,600	\$9,000	0%	\$0
6422 - PRFSL LICENSE/MEMERSHIP/BOND	\$2,885	\$3,300	\$2,427	\$3,000	\$3,300	0%	\$0
6423 - EMPLOYEE ALLOWANCE/REIMBRSMNT	\$6,005	\$6,000	\$2,500	\$6,000	\$6,000	0%	\$0
6520 - OFFICE SUPPLIES	\$339	\$500	\$192	\$500	\$500	0%	\$0
6529 - NON-INV - SUPPLIES	\$484	\$300	\$0	\$150	\$300	0%	\$0
Total Operating:	\$19,548	\$21,700	\$9,028	\$16,900	\$21,800	0.5%	\$100
Total Expense Objects:	\$296,882	\$334,194	\$139,567	\$299,788	\$358,316	7.2%	\$24,122

City Attorney 0100-0030

Lynn Lorensen
City Attorney

Fund Type: General Fund (Major Fund)
Category: General Government

Mission Statement

The mission of the City Attorney's Office is to provide high quality legal services in an efficient, timely, and effective manner for the benefit of the City of Oshkosh.

Strategic Plan Goals

- *Support economic development by providing legal support for redevelopment projects, TIF's, and economic development projects
- *Enhance the effectiveness of our City Government by training and developing employees and communication through agendas, memos and other documents
- *Support other departments/divisions in advancing their direct goals through advice, drafting and review of agreements and policies, and providing other support and services as needed

2024 Accomplishments

- *Assisted with various departmental projects including Sanitary Districts Master Agreement, amendment of the city's lead service line policy and forms; assisted with various TIF issues, amendments and development agreement for the downtown hospital/clinic project; assisted Transportation Department with property acquisition for the new downtown transit center.
- *Various ordinance updates including off-premise signage ordinance, mural ordinance, junk and scrap collector's ordinance, false reporting/abuse of emergency calls ordinance, lead service line program ordinance and updates to the elections ward lines.
- *Continued to work on transition planning for office; upgraded from administrative assistant to a Certified Paralegal position and transitioned additional responsibilities to that position; hired an LTE part-time prosecutor to assist with intake to allow Assistant City Attorney to focus on other issues.
- *Training: updated Council and Board and Commission members manuals, provided individual guidance and training for new employees or employees within new positions as needed on specific issues; developed training modules on open meetings, public records and ethics for Council, Board and Commission members.

2025 Goals

- *Continue working on and managing legal issues with Sanitary District Master Agreement and other departmental projects.
- *Training: continue development of training modules (at least 3) for city employees and officials covering common topics such as legislative and quasi-judicial roles; and staffing a board or commission for city employees.
- *Work with staff to balance workload and adjust responsibilities to maximize attorney time and prepare the office for eventual succession of staff.

Personnel Positions

CITY ATTORNEY 0100-0030

PERSONNEL POSITIONS

Position Title	Current Budgeted Employees	Current Actual Employees	2025 Proposed Employees
City Attorney	1.00	1.00	0.70
Deputy City Attorney	1.00	1.00	1.00
Assistant City Attorney	0.65	0.65	0.65
Administrative Assistant	0.00	0.00	0.00
Paralegal	1.00	1.00	1.00
Assistant City Attorney - PT	Varies	Varies	Varies
 TOTAL PERSONNEL	 3.65	 3.65	 3.35

Expenditures by Expense Type

Name	FY2023 YTD Actual	FY2024 Budget: Amended	FY2024 YTD Actual	FY2024 Projected	FY2025 Budgeted	FY2024 Budget: Amended vs. FY2025 Budgeted (% Change)	FY2024 Budget: Amended vs. FY2025 Budgeted (\$ Change)
Expense Objects							
Personnel Services							
6102 - REGULAR PAY	\$375,696	\$395,427	\$183,819	\$397,408	\$368,266	-6.9%	-\$27,161
6103 - REGULAR PAY - TEMP EMPLOYEE	\$0	\$18,000	\$1,720	\$4,000	\$5,329	-70.4%	-\$12,671
6302 - FICA - EMPLOYERS SHARE	\$27,751	\$30,482	\$13,755	\$30,041	\$28,582	-6.2%	-\$1,900
6304 - WISCONSIN RETIREMENT FUND	\$25,562	\$27,461	\$12,683	\$27,421	\$25,596	-6.8%	-\$1,865
6306 - HEALTH INSURANCE	\$51,836	\$53,214	\$18,756	\$39,138	\$33,209	-37.6%	-\$20,005
6307 - HEALTH INSURANCE ADMIN FEE	\$0	\$0	\$0	\$0	\$1,030	N/A	\$1,030
6308 - DENTAL	\$3,977	\$3,977	\$1,526	\$3,236	\$3,046	-25%	-\$995
6310 - LIFE INSURANCE	\$1,530	\$1,037	\$788	\$1,312	\$768	-25.9%	-\$269
Total Personnel Services:	\$486,352	\$529,598	\$233,048	\$502,556	\$465,826	-12.1%	-\$63,836
Operating							
6415 - SUBSCRIPTION/LICENSING CNTRCTS	\$3,802	\$4,300	\$1,500	\$4,300	\$4,300	0%	\$0
6421 - EMPLOYEE TRAINING/DEVELOPMENT	\$4,402	\$8,700	\$6,344	\$7,000	\$8,700	0%	\$0
6422 - PRFSL LICENSE/MEMBERSHIP/BOND	\$1,769	\$1,800	\$1,736	\$1,800	\$1,800	0%	\$0
6443 - LEASE EXPENSE	\$1,216	\$1,300	\$619	\$1,300	\$2,600	100%	\$1,300
6454 - TELEPHONE / INTERNET SERVC	\$240	\$400	\$120	\$240	\$240	-40%	-\$160
6520 - OFFICE SUPPLIES	\$544	\$600	\$201	\$600	\$600	0%	\$0
6529 - NON-INV - SUPPLIES	\$1,860	\$3,800	\$1,375	\$2,500	\$3,800	0%	\$0
Total Operating:	\$13,833	\$20,900	\$11,896	\$17,740	\$22,040	5.5%	\$1,140
Total Expense Objects:	\$500,185	\$550,498	\$244,944	\$520,296	\$487,866	-11.4%	-\$62,696

Human Resources Division 0100-0040

Michelle Behnke
Human Resources Manager

Department: Administrative Services Department
Fund Type: General Fund (Major Fund)
Category: General Government

Mission Statement

The Human Resources Division is dedicated to providing customer driven solutions and programs that strategically address organizational needs for an effective and efficient workforce

Strategic Plan Goals

- *Enhance the effectiveness of our city government
- *Recruit, retain, engage, develop, and recognize employees

2024 Accomplishments

- *Facilitated a collective bargaining process with represented City unions.
- *Worked cooperatively with finance to augment payroll & benefits structures and processes.
- *Provided employee DEI training on generational differences.

2025 Goals

- *Evaluate and modify City employee performance evaluation systems and refine connection with "Guiding Principles" in employee evaluation process to improve understanding of employee's role in achieving strategic plan.
- *Provide employee leadership training for supervisors and continued DEI training for all employees.

Personnel Positions

HUMAN RESOURCES 0100-0040

PERSONNEL POSITIONS

Position Title	Current Budgeted Employees	Current Actual Employees	2025 Proposed Employees
Asst City Mgr/Dir of Admin Svcs	1.00	1.00	1.00
Human Resources Manager	1.00	1.00	1.00
Human Resource Assistant	1.00	1.00	1.00
Benefits Coordinator	1.00	1.00	0.80
Payroll & Benefits Assistant	0.00	0.40	0.40
Human Resource Generalist	2.00	2.00	2.00
TOTAL PERSONNEL	6.00	6.40	6.20

Expenditures by Expense Type

Name	FY2023 YTD Actual	FY2024 Budget: Amended	FY2024 YTD Actual	FY2024 Projected	FY2025 Budgeted	FY2024 Budget: Amended vs. FY2025 Budgeted (% Change)	FY2024 Budget: Amended vs. FY2025 Budgeted (\$ Change)
Expense Objects							
Personnel Services							
6102 - REGULAR PAY	\$512,874	\$537,801	\$243,760	\$538,448	\$564,688	5%	\$26,887
6103 - REGULAR PAY - TEMP EMPLOYEE	\$8,820	\$0	-\$1,200	\$0	\$0	0%	\$0
6104 - OVERTIME PAY	\$1,406	\$4,500	\$0	\$2,340	\$3,000	-33.3%	-\$1,500
6302 - FICA - EMPLOYERS SHARE	\$38,941	\$41,795	\$18,126	\$38,195	\$43,432	3.9%	\$1,637
6304 - WISCONSIN RETIREMENT FUND	\$35,659	\$37,655	\$17,182	\$43,099	\$39,458	4.8%	\$1,803
6306 - HEALTH INSURANCE	\$72,154	\$67,426	\$39,842	\$73,525	\$82,145	21.8%	\$14,719
6307 - HEALTH INSURANCE ADMIN FEE	\$0	\$0	\$0	\$0	\$1,030	N/A	\$1,030
6308 - DENTAL	\$2,804	\$2,804	\$1,240	\$3,335	\$4,043	41.2%	\$1,156
6310 - LIFE INSURANCE	\$1,911	\$1,409	\$1,026	\$1,800	\$1,493	6%	\$84
Total Personnel Services:	\$674,568	\$693,390	\$319,976	\$700,742	\$739,289	6.6%	\$45,816
Operating							
6403 - PS - LEGAL/ATTORNEY FEES	\$62,082	\$45,000	\$22,967	\$45,000	\$48,000	6.7%	\$3,000
6411 - ADVERTISING/POSTAGE/PRINTING	\$0	\$3,000	\$349	\$500	\$1,000	-66.7%	-\$2,000
6412 - CONTRACTUAL AGREEMENT PYMNTS	\$49,181	\$83,000	\$30,263	\$93,000	\$50,000	-39.8%	-\$33,000
6415 - SUBSCRIPTION/LICENSING CNTRCTS	\$25,623	\$30,000	\$26,716	\$30,000	\$30,000	0%	\$0
6421 - EMPLOYEE TRAINING/DEVELOPMENT	\$22,255	\$30,000	\$16,011	\$30,000	\$40,000	33.3%	\$10,000
6422 - PRFSL LICENSE/MEMERSHIP/BOND	\$4,084	\$8,500	\$2,992	\$5,000	\$4,500	-47.1%	-\$4,000
6423 - EMPLOYEE ALLOWANCE/REIMBRSMNT	\$961	\$1,000	\$400	\$1,000	\$1,000	0%	\$0
6443 - LEASE EXPENSE	\$3,349	\$2,500	\$1,649	\$3,300	\$3,500	40%	\$1,000
6454 - TELEPHONE / INTERNET SERVC	\$480	\$500	\$240	\$500	\$500	0%	\$0
6520 - OFFICE SUPPLIES	\$2,371	\$3,500	\$6,293	\$9,000	\$3,500	0%	\$0
6529 - NON-INV - SUPPLIES	\$1,440	\$2,000	\$1,015	\$2,000	\$2,000	0%	\$0
6550 - MINOR EQUIPMENT	\$449	\$100	\$1,697	\$1,700	\$100	0%	\$0
Total Operating:	\$172,275	\$209,100	\$110,593	\$221,000	\$184,100	-12%	-\$25,000
Total Expense Objects:	\$846,843	\$902,490	\$430,569	\$921,742	\$923,389	2.3%	\$20,816

City Clerk 0100-0050

Diane Bartlett
City Clerk

Fund Type: General Fund (Major Fund)
Category: General Government

Mission Statement

The Clerk's Office is dedicated to providing exceptional public service with transparency, integrity, and efficiency. We strive to uphold the democratic process by ensuring accurate and accessible records, delivering timely and courteous assistance to all citizens, and overseeing fair and secure elections. Through our commitment to innovation and continuous improvement, we aim to enhance community engagement and foster trust between the local government and the residents we serve.

Strategic Plan Goals

- *Promote transparency & communication
- *Continuously improve customer service
- *Continuously improve efficiencies and processes throughout the department

2024 Accomplishments

- *Applied records modernization.
- *Improved operational efficiencies.

2025 Goals

- *Continue to streamline and increase department productivity.
- *Improve operational efficiency and service delivery.
- *Enhance staff development and training.

Personnel Positions

CITY CLERK 0100-0050

PERSONNEL POSITIONS

Position Title	Current Budgeted Employees	Current Actual Employees	2025 Proposed Employees
City Clerk	1.00	1.00	1.00
Deputy City Clerk	1.00	1.00	1.00
Election Specialist	2.00	0.00	0.00
Election Specialist - LTE	1.00	0.67	0.00
Office Assistant	0.00	1.00	1.00
Part-Time Election Clerk	0.67	0.00	0.00
TOTAL PERSONNEL	5.67	3.67	3.00

Revenues by Source

Name	FY2023 YTD Actual	FY2024 Budget: Amended	FY2024 YTD Actual	FY2024 Projected	FY2025 Budgeted	FY2024 Budget: Amended vs. FY2025 Budgeted (% Change)	FY2024 Budget: Amended vs. FY2025 Budgeted (\$ Change)
Revenue Source							
Licenses and Permits							
4322 - LIQUOR & MALT BEV LICENSES	\$127,834	\$125,000	\$115,987	\$132,050	\$134,150	7.3%	\$9,150
4323 - MISC CLERK LICENSE & PERMITS	\$24,190	\$22,000	\$20,439	\$21,900	\$22,300	1.4%	\$300
4358 - CIGARETTE LICENSE	\$6,920	\$6,000	\$7,300	\$7,500	\$8,000	33.3%	\$2,000
Total Licenses and Permits:	\$158,944	\$153,000	\$143,725	\$161,450	\$164,450	7.5%	\$11,450
Charges for Services							
4520 - OTHER GENERAL FEES	\$5,790	\$5,500	\$5,715	\$6,000	\$6,000	9.1%	\$500
Total Charges for Services:	\$5,790	\$5,500	\$5,715	\$6,000	\$6,000	9.1%	\$500
Total Revenue Source:	\$164,734	\$158,500	\$149,440	\$167,450	\$170,450	7.5%	\$11,950

Expenditures by Expense Type

Name	FY2023 YTD Actual	FY2024 Budget: Amended	FY2024 YTD Actual	FY2024 Projected	FY2025 Budgeted	FY2024 Budget: Amended vs. FY2025 Budgeted (% Change)	FY2024 Budget: Amended vs. FY2025 Budgeted (\$ Change)
Expense Objects							
Personnel Services							
6102 - REGULAR PAY	\$190,101	\$212,104	\$80,189	\$175,845	\$183,411	-13.5%	-\$28,693
6103 - REGULAR PAY - TEMP EMPLOYEE	\$9,819	\$0	\$18,098	\$0	\$0	0%	\$0
6104 - OVERTIME PAY	\$1,868	\$15,000	\$4,608	\$12,408	\$2,607	-82.6%	-\$12,393
6302 - FICA - EMPLOYERS SHARE	\$14,692	\$17,505	\$7,540	\$15,422	\$14,232	-18.7%	-\$3,273
6304 - WISCONSIN RETIREMENT FUND	\$12,953	\$15,790	\$6,371	\$13,509	\$12,930	-18.1%	-\$2,860
6306 - HEALTH INSURANCE	\$52,997	\$62,289	\$23,834	\$54,571	\$31,168	-50%	-\$31,121
6307 - HEALTH INSURANCE ADMIN FEE	\$0	\$0	\$0	\$0	\$1,030	N/A	\$1,030
6308 - DENTAL	\$2,982	\$4,453	\$1,121	\$2,951	\$2,135	-52.1%	-\$2,318
6310 - LIFE INSURANCE	\$400	\$561	\$246	\$478	\$485	-13.5%	-\$76
Total Personnel Services:	\$285,811	\$327,702	\$142,007	\$275,185	\$247,998	-24.3%	-\$79,704
Operating							
6411 - ADVERTISING/POSTAGE/PRINTING	\$14,281	\$13,200	\$5,567	\$15,500	\$15,000	13.6%	\$1,800
6415 - SUBSCRIPTION/LICENSING CNTRCTS	\$0	\$0	\$0	\$0	\$12,400	N/A	\$12,400
6421 - EMPLOYEE TRAINING/DEVELOPMENT	\$738	\$2,000	\$0	\$500	\$3,000	50%	\$1,000
6422 - PRFSL LICENSE/MEMERSHIP/BOND	\$145	\$150	\$0	\$150	\$200	33.3%	\$50
6454 - TELEPHONE / INTERNET SERVC	\$160	\$250	\$120	\$250	\$250	0%	\$0
6520 - OFFICE SUPPLIES	\$1,260	\$2,500	\$987	\$2,000	\$3,000	20%	\$500
6529 - NON-INV - SUPPLIES	\$455	\$13,000	\$160	\$250	\$250	-98.1%	-\$12,750
Total Operating:	\$17,039	\$31,100	\$6,835	\$18,650	\$34,100	9.6%	\$3,000
Total Expense Objects:	\$302,850	\$358,802	\$148,842	\$293,835	\$282,098	-21.4%	-\$76,704

Elections 0100-0060

Diane Bartlett

City Clerk

Department: City Clerk

Fund Type: General Fund (Major Fund)

Category: General Government

Mission Statement

The Clerk's Office is dedicated to providing exceptional public service with transparency, integrity, and efficiency. We strive to uphold the democratic process by ensuring accurate and accessible records, delivering timely and courteous assistance to all citizens, and overseeing fair and secure elections. Through our commitment to innovation and continuous improvement, we aim to enhance community engagement and foster trust between the local government and the residents we serve.

Strategic Plan Goals

- *Promote transparency & communication
- *Continually improve customer service
- *Continuously improve efficiencies and processes throughout the department

2024 Accomplishments

- *Successfully coordinated and completed four elections in 2024.
- *Successfully implemented Badger Books at all polling locations.
- *Established a central count location to process all absentee ballots for elections, alleviating the election inspectors of this task so they can focus on in-person voting.

2025 Goals

- *Continue to streamline the election inspector's process at the end of the night.
- *Enhance voter accessibility and participation.

Personnel Positions

ELECTIONS 0100-0060

PERSONNEL POSITIONS

Position Title	Current Budgeted Employees	Current Actual Employees	2025 Proposed Employees
Full-time Employee	0.00	0.00	0.00
Part-time Employee	0.00	0.67	0.67
Poll Workers	varies	varies	varies
TOTAL PERSONNEL	0.00	0.67	0.67

Expenditures by Expense Type

Name	FY2023 YTD Actual	FY2024 Budget: Amended	FY2024 YTD Actual	FY2024 Projected	FY2025 Budgeted	FY2024 Budget: Amended vs. FY2025 Budgeted (% Change)	FY2024 Budget: Amended vs. FY2025 Budgeted (\$ Change)
Expense Objects							
Personnel Services							
6102 - REGULAR PAY	\$890	\$6,441	\$0	\$0	\$0	-100%	-\$6,441
6103 - REGULAR PAY - TEMP EMPLOYEE	\$53,176	\$150,000	\$33,944	\$150,000	\$62,327	-58.4%	-\$87,673
6104 - OVERTIME PAY	\$341	\$0	\$0	\$0	\$0	0%	\$0
6302 - FICA - EMPLOYERS SHARE	\$548	\$12,053	\$2,595	\$8,333	\$4,769	-60.4%	-\$7,284
6304 - WISCONSIN RETIREMENT FUND	\$430	\$3,175	\$5	\$0	\$0	-100%	-\$3,175
6306 - HEALTH INSURANCE	\$2,092	\$0	\$0	\$0	\$0	0%	\$0
6308 - DENTAL	\$74	\$0	\$0	\$0	\$0	0%	\$0
6310 - LIFE INSURANCE	\$26	\$17	\$0	\$0	\$0	-100%	-\$17
Total Personnel Services:	\$57,578	\$171,686	\$36,544	\$158,333	\$67,096	-60.9%	-\$104,590
Operating							
6411 - ADVERTISING/POSTAGE/PRINTING	\$12,888	\$26,000	\$27,366	\$38,000	\$20,000	-23.1%	-\$6,000
6415 - SUBSCRIPTION/LICENSING CNTRCTS	\$8,434	\$0	\$7,871	\$8,000	\$5,000	N/A	\$5,000
6416 - PREVENTATIVE MNTC CONTRACTS	\$3,995	\$5,000	\$0	\$4,000	\$4,000	-20%	-\$1,000
6421 - EMPLOYEE TRAINING/DEVELOPMENT	\$0	\$0	\$322	\$500	\$500	N/A	\$500
6422 - PRFSL LICENSE/MEMERSHIP/BOND	\$0	\$0	\$50	\$0	\$0	0%	\$0
6423 - EMPLOYEE ALLOWANCE/REIMBRSMNT	\$278	\$1,500	\$454	\$1,000	\$500	-66.7%	-\$1,000
6441 - RENTAL EXPENSE	\$0	\$2,000	\$529	\$2,000	\$1,000	-50%	-\$1,000
6454 - TELEPHONE / INTERNET SERVC	\$46	\$500	\$97	\$500	\$500	0%	\$0
6519 - NON-INVENTORY FUEL	\$0	\$0	\$44	\$0	\$0	0%	\$0
6520 - OFFICE SUPPLIES	\$7,564	\$2,000	\$873	\$2,000	\$2,000	0%	\$0
6529 - NON-INV - SUPPLIES	\$2,756	\$1,000	\$118	\$1,000	\$0	-100%	-\$1,000
6550 - MINOR EQUIPMENT	\$1,283	\$0	\$0	\$1,700	\$2,500	N/A	\$2,500
Total Operating:	\$37,244	\$38,000	\$37,726	\$58,700	\$36,000	-5.3%	-\$2,000
Capital Outlay							
7204 - MACHINERY & EQUIPMENT	\$0	\$0	\$0	\$0	\$5,000	N/A	\$5,000
Total Capital Outlay:	\$0	\$0	\$0	\$0	\$5,000	N/A	\$5,000
Total Expense Objects:	\$94,822	\$209,686	\$74,270	\$217,033	\$108,096	-48.4%	-\$101,590

Finance Department 0100-0071

Julie Calmes

Director of Finance

Fund Type: General Fund (Major Fund)

Category: General Government

Mission Statement

The mission of the Finance Department is to maintain the integrity of the City through financial services, timely information and analysis, innovation, financial management, and appropriate controls. Our goals are to: (1) accurately record & report all transactions, (2) prudently manage all cash and investments, (3) responsibly execute borrowings, (4) prudently manage the financial operations of the three Utilities, and (5) assist internal and external customers with finance related issues, challenges, and opportunities to the best of our ability.

Strategic Plan Goals

- *Execute the plan to reduce the City's GO Obligation Debt to 40%
- *Apply strategic plan initiative to the annual budget planning and funding process
 - *Continue implementation of ERP
- *Utilize CIP scoring system to prioritize projects and maximize funding
- *Participate in the structural review of health insurance and benefit package

Personnel Positions

FINANCE 0100-0071

PERSONNEL POSITIONS

Position Title	Current Budgeted Employees	Current Actual Employees	2025 Proposed Employees
Director of Finance	0.25	0.25	0.25
Assistant Finance Director	1.00	1.00	1.00
Management Analyst	1.00	1.00	1.00
Payroll Coordinator	1.00	1.00	1.00
Payroll & Benefits Assistant	0.00	0.40	0.40
Staff Accountant	1.00	1.00	1.00
Financial Specialist (2)	1.00	1.00	1.25
Financial Accounting Manager	1.00	1.00	1.00
Account Clerk II (4)	1.70	1.65	1.70
Account Clerk III	0.30	0.30	0.30
Account Clerk I	0.00	0.00	0.00
TOTAL PERSONNEL	8.25	8.60	8.90

Revenues by Source

Name	FY2023 YTD Actual	FY2024 Budget: Amended	FY2024 YTD Actual	FY2024 Projected	FY2025 Budgeted	FY2024 Budget: Amended vs. FY2025 Budgeted (% Change)	FY2024 Budget: Amended vs. FY2025 Budgeted (\$ Change)
Revenue Source							
Miscellaneous Income							
4901 - INTEREST	\$0	\$120,700	\$0	\$0	\$0	-100%	-\$120,700
4972 - MISCELLANEOUS REVENUE	\$0	\$0	\$26	\$0	\$0	0%	\$0
Total Miscellaneous Income:	\$0	\$120,700	\$26	\$0	\$0	-100%	-\$120,700
Total Revenue Source:	\$0	\$120,700	\$26	\$0	\$0	-100%	-\$120,700

Expenditures by Expense Type

Name	FY2023 YTD Actual	FY2024 Budget: Amended	FY2024 YTD Actual	FY2024 Projected	FY2025 Budgeted	FY2024 Budget: Amended vs. FY2025 Budgeted (% Change)	FY2024 Budget: Amended vs. FY2025 Budgeted (\$ Change)
Expense Objects							
Personnel Services							
6102 - REGULAR PAY	\$557,033	\$633,179	\$262,313	\$575,429	\$669,984	5.8%	\$36,805
6103 - REGULAR PAY - TEMP EMPLOYEE	\$1,164	\$2,500	\$1,707	\$1,700	\$2,607	4.3%	\$107
6104 - OVERTIME PAY	\$6,219	\$2,600	\$0	\$3,700	\$5,000	92.3%	\$2,400
6302 - FICA - EMPLOYERS SHARE	\$40,483	\$50,279	\$18,908	\$42,988	\$51,844	3.1%	\$1,565
6304 - WISCONSIN RETIREMENT FUND	\$37,967	\$44,157	\$17,781	\$39,479	\$46,917	6.3%	\$2,760
6306 - HEALTH INSURANCE	\$153,629	\$166,865	\$71,920	\$161,650	\$163,087	-2.3%	-\$3,778
6307 - HEALTH INSURANCE ADMIN FEE	\$0	\$0	\$0	\$0	\$1,030	N/A	\$1,030
6308 - DENTAL	\$6,665	\$7,591	\$3,017	\$6,513	\$7,077	-6.8%	-\$514
6310 - LIFE INSURANCE	\$1,500	\$1,667	\$664	\$1,430	\$1,776	6.5%	\$109
Total Personnel Services:	\$804,658	\$908,838	\$376,309	\$832,889	\$949,322	4.5%	\$40,484
Operating							
6402 - PS- AUDIT	\$32,038	\$30,000	\$31,525	\$35,000	\$38,000	26.7%	\$8,000
6411 - ADVERTISING/POSTAGE/PRINTING	\$428	\$0	\$0	\$0	\$0	0%	\$0
6415 - SUBSCRIPTION/LICENSING CNTRCTS	\$17,094	\$20,000	\$17,050	\$18,000	\$20,000	0%	\$0
6421 - EMPLOYEE TRAINING/DEVELOPMENT	\$16,536	\$12,000	\$5,753	\$12,000	\$14,000	16.7%	\$2,000
6422 - PRFSL LICENSE/MEMERSHIP/BOND	\$2,347	\$2,500	\$1,116	\$2,500	\$2,500	0%	\$0
6423 - EMPLOYEE ALLOWANCE/REIMBRSMNT	\$7,448	\$1,000	\$0	\$500	\$1,000	0%	\$0
6443 - LEASE EXPENSE	\$3,254	\$4,800	\$3,150	\$6,000	\$6,000	25%	\$1,200
6454 - TELEPHONE / INTERNET SERVC	\$240	\$300	\$60	\$50	\$0	-100%	-\$300
6462 - INVENTORY OVER/SHORT	\$2,820	\$0	\$7,486	\$7,500	\$2,000	N/A	\$2,000
6464 - CASH OVER / SHORT	\$122	\$0	-\$187	\$0	\$0	0%	\$0
6469 - UNCOLLECTIBLE ACCOUNTS	\$1,064	\$0	\$0	\$0	\$0	0%	\$0
6520 - OFFICE SUPPLIES	\$2,584	\$3,000	\$643	\$2,500	\$3,000	0%	\$0
6529 - NON-INV - SUPPLIES	\$49	\$500	\$199	\$300	\$500	0%	\$0
6550 - MINOR EQUIPMENT	\$2,471	\$2,500	\$0	\$1,500	\$2,500	0%	\$0
Total Operating:	\$88,494	\$76,600	\$66,794	\$85,850	\$89,500	16.8%	\$12,900
Total Expense Objects:	\$893,152	\$985,438	\$443,103	\$918,739	\$1,038,822	5.4%	\$53,384

Taxes & Interest 0100-0072

Julie Calmes
Director of Finance

Revenues by Source

Name	FY2023 YTD Actual	FY2024 Budget: Amended	FY2024 YTD Actual	FY2024 Projected	FY2025 Budgeted	FY2024 Budget: Amended vs. FY2025 Budgeted (% Change)	FY2024 Budget: Amended vs. FY2025 Budgeted (\$ Change)
Revenue Source							
Taxes and Special Assessments							
4102 - GENERAL PROPERTY TAX-CITY	\$23,435,500	\$24,020,000	\$24,020,000	\$24,020,000	\$20,384,500	-15.1%	-\$3,635,500
4108 - MOBILE HOME FEES	\$189,448	\$190,000	\$131,534	\$215,000	\$215,000	13.2%	\$25,000
4112 - PMT-IN LIEU OF TAX-UTILITY	\$1,542,600	\$1,542,600	\$0	\$1,542,600	\$1,542,600	0%	\$0
4118 - PMT-IN LIEU OF TAX-OTHER	\$302,360	\$100,000	\$15,695	\$210,000	\$225,000	125%	\$125,000
4120 - INTEREST-TAXES	\$155,259	\$150,000	\$80,683	\$130,000	\$100,000	-33.3%	-\$50,000
Total Taxes and Special Assessments:	\$25,625,167	\$26,002,600	\$24,247,912	\$26,117,600	\$22,467,100	-13.6%	-\$3,535,500
Charges for Services							
4560 - WEED CUTTING	\$7,415	\$16,000	\$3,754	\$16,000	\$16,000	0%	\$0
4561 - SNOW REMOVAL	\$66,773	\$80,000	\$20,957	\$40,000	\$80,000	0%	\$0
Total Charges for Services:	\$74,187	\$96,000	\$24,711	\$56,000	\$96,000	0%	\$0
Miscellaneous Income							
4910 - INTEREST- INSTALLMENT S/A	\$339,027	\$400,000	\$3,353	\$350,000	\$325,000	-18.7%	-\$75,000
4972 - MISCELLANEOUS REVENUE	\$0	\$0	\$16,601	\$22,000	\$5,000	N/A	\$5,000
Total Miscellaneous Income:	\$339,027	\$400,000	\$19,954	\$372,000	\$330,000	-17.5%	-\$70,000
Total Revenue Source:	\$26,038,381	\$26,498,600	\$24,292,578	\$26,545,600	\$22,893,100	-13.6%	-\$3,605,500

Expenditures by Expense Type

Name	FY2023 YTD Actual	FY2024 Budget: Amended	FY2024 YTD Actual	FY2024 Projected	FY2025 Budgeted	FY2024 Budget: Amended vs. FY2025 Budgeted (% Change)	FY2024 Budget: Amended vs. FY2025 Budgeted (\$ Change)
Expense Objects							
Operating							
6411 - ADVERTISING/POSTAGE/PRINTING							
ADVERTISING/POSTAGE/PRINTING	\$20,125	\$0	\$0	\$0	\$0	0%	\$0
Total 6411 - ADVERTISING/POSTAGE/PRINTING:	\$20,125	\$0	\$0	\$0	\$0	0%	\$0
6434 - PROPERTY TAX EQUIVALENT							
MOBILE HOME TAX PAYMENTS	\$68,431	\$70,000	\$47,945	\$78,000	\$80,000	14.3%	\$10,000
Total 6434 - PROPERTY TAX EQUIVALENT:	\$68,431	\$70,000	\$47,945	\$78,000	\$80,000	14.3%	\$10,000
6469 - UNCOLLECTIBLE ACCOUNTS							
UNCOLLECTIBLE ACCOUNTS	\$4,536	\$0	\$0	\$0	\$0	0%	\$0
Total 6469 - UNCOLLECTIBLE ACCOUNTS:	\$4,536	\$0	\$0	\$0	\$0	0%	\$0
Total Operating:	\$93,093	\$70,000	\$47,945	\$78,000	\$80,000	14.3%	\$10,000
Total Expense Objects:	\$93,093	\$70,000	\$47,945	\$78,000	\$80,000	14.3%	\$10,000

Other Revenue Budget 0100-0073

Julie Calmes

Director of Finance

Department: Finance Department
Fund Type: General Fund (Major Fund)
Category: General Government

Revenues by Source

Name	FY2023 YTD Actual	FY2024 Budget: Amended	FY2024 YTD Actual	FY2024 Projected	FY2025 Budgeted	FY2024 Budget: Amended vs. FY2025 Budgeted (% Change)	FY2024 Projected vs. FY2025 Budgeted (\$ Change)
Revenue Source							
Intergovernmental							
4210 - STATE AID-SHARED TAXES	\$9,701,521	\$11,633,400	\$0	\$11,633,400	\$11,800,000	1.4%	\$166,600
4228 - STATE AID-LOCAL STREETS	\$2,516,609	\$2,512,300	\$1,256,312	\$2,512,300	\$2,396,000	-4.6%	-\$116,300
4229 - STATE AID - CONNECTING HWY	\$324,515	\$394,400	\$230,881	\$461,000	\$462,400	17.2%	\$1,400
4232 - STATE AID-PYMT FOR MUNIC SRVS	\$1,116,086	\$1,118,500	\$1,114,289	\$1,115,000	\$1,019,000	-8.9%	-\$96,000
4236 - STATE AID-OTHER	\$17,083	\$98,000	\$0	\$98,000	\$115,500	17.9%	\$17,500
4237 - STATE AID- COMPUTER CREDIT	\$633,621	\$633,600	\$0	\$633,600	\$633,600	0%	\$0
4238 - STATE AID-EXPEND RESTRAINT	\$1,547,751	\$1,588,800	\$0	\$1,588,800	\$1,588,800	0%	\$0
4239 - STATE PERSONAL PROPERTY AID	\$150,742	\$183,700	\$150,742	\$151,000	\$865,150	371%	\$714,150
Total Intergovernmental:	\$16,007,927	\$18,162,700	\$2,752,224	\$18,193,100	\$18,880,450	4%	\$687,350
Charges for Services							
4519 - PROPERTY SEARCH FEES	\$43,650	\$50,000	\$19,290	\$43,000	\$45,000	-10%	\$2,000
Total Charges for Services:	\$43,650	\$50,000	\$19,290	\$43,000	\$45,000	-10%	\$2,000
Miscellaneous Income							
4907 - INTEREST - ACCOUNTS RECEIVABLE	\$4,692	\$3,000	\$447	\$3,500	\$3,500	16.7%	\$0
4908 - INTEREST-OTHER INVESTMENTS	\$2,340,406	\$1,750,000	\$2,305,747	\$2,300,000	\$2,000,000	14.3%	-\$300,000
4916 - CAPITAL GAINS ON INVESTMENTS	\$16,514	\$0	-\$15,759	\$0	\$0	0%	\$0
4972 - MISCELLANEOUS REVENUE	\$56,429	\$160,000	\$32,032	\$80,050	\$83,600	-47.7%	\$3,550
Total Miscellaneous Income:	\$2,418,042	\$1,913,000	\$2,322,467	\$2,383,550	\$2,087,100	9.1%	-\$296,450
Other Financing							
5300 - SALE OF CAPITAL ASSETS	\$127,039	\$25,000	\$10,298	\$85,000	\$100,000	300%	\$15,000

Name	FY2023 YTD Actual	FY2024 Budget: Amended	FY2024 YTD Actual	FY2024 Projected	FY2025 Budgeted	FY2024 Budget: Amended vs. FY2025 Budgeted (% Change)	FY2024 Projected vs. FY2025 Budgeted (\$ Change)
Total Other Financing:	\$127,039	\$25,000	\$10,298	\$85,000	\$100,000	300%	\$15,000
Total Revenue Source:	\$18,596,657	\$20,150,700	\$5,104,279	\$20,704,650	\$21,112,550	4.8%	\$407,900

Purchasing Division 0100-0090

Jon Urban
General Services Manager

Department: Administrative Services Department
Fund Type: General Fund (Major Fund)
Category: General Government

Mission Statement

The Purchasing Division's mission is to acquire commodities and services for the City in an effective, efficient, and impartial manner. Specific objectives include: (a) ensuring fair and equitable treatment of all vendors and persons who deal with the procurement process, (b) fostering public confidence in these purchasing procedures through the use of modern and professional business tools, and (c) securing the advantages and economies derived from a centralized/standardized purchasing system.

Strategic Plan Goals

- *Enhance the effectiveness of our City Government
- *Maximize our financial position

2024 Accomplishments

- *Coordinated various requests for proposals/professional service agreements including OPM Waldwic Gallery Renovation A/E, Fire Training Center A/E, Transit Fire Protection System Replacement A/E, OFD Trax Software, IT ESS Software, OPM Storage Facility Review A/E, HR Strategic Planning, Water Filtration Plant HVAC A/E, Transit Space Needs Assessment, GOH Annex Renovation A/E, PW Recruitment Services, OPM Boiler Replacement A/E, IT Vulnerability Assessment Services, OFD Graphic Designer Services and OPL Roof Replacement A/E.
- *Coordinated various bid solicitations including PW Road Materials, OPL Roof Replacement, OPM Waldwic Gallery Renovation, OFD 17-19 Generator Replacements, OPL Fire Panel/System Replacement, Water Filtration Plant RTU Replacement, OSC South Siding and Door Replacement, Pollock Pool Restoration, PD Evidence Room Cabinets and Countertop Replacement, OCC Ramp Repairs, PW Flow Monitoring Services, PW Concrete Saw.
- *Coordinated various quote solicitations including OFD mattresses, OCC door replacements, Parks ADA Pool Lift, Raze and Remove Oshkosh Avenue, PD Squad Equipment, Forestry Landscape Services, Zoo Landscape Materials, PD Evidence Room Flooring Replacement, OFD Thermal Cameras, OFD Air Compressors, Transit Tickets, OFD airbags and Forestry Tree Removal 731 Jackson.
- *For calendar year 2023, the Purchasing office tracked over \$3M in procurement savings and cost avoidance.

2025 Goals

- *Continue to work with Facilities Maintenance to maximize cost savings by centralizing bids for facility maintenance service agreements, supplies and/or materials.
- *Coordinate procurements/solicitations for 2025 CIP equipment, vehicles and vehicles.
- *Continue to pursue cooperative purchasing programs for city purchases to save costs and staff time.

Personnel Positions

PURCHASING 0100-0090

PERSONNEL POSITIONS

Position Title	Current Budgeted Employees	Current Actual Employees	2025 Proposed Employees
General Services Manager	1.00	1.00	1.00
Purchasing Agent	1.00	1.00	1.00
Office Assistant	1.00	1.00	1.00
TOTAL PERSONNEL	3.00	3.00	3.00

Expenditures by Expense Type

Name	FY2023 YTD Actual	FY2024 Budget: Amended	FY2024 YTD Actual	FY2024 Projected	FY2025 Budgeted	FY2024 Budget: Amended vs. FY2025 Budgeted (% Change)	FY2024 Budget: Amended vs. FY2025 Budgeted (\$ Change)
Expense Objects							
Personnel Services							
6102 - REGULAR PAY	\$225,518	\$238,816	\$109,383	\$236,338	\$246,589	3.3%	\$7,773
6104 - OVERTIME PAY	\$0	\$300	\$0	\$150	\$0	-100%	-\$300
6302 - FICA - EMPLOYERS SHARE	\$16,529	\$18,430	\$8,038	\$17,723	\$18,865	2.4%	\$435
6304 - WISCONSIN RETIREMENT FUND	\$15,344	\$16,596	\$7,547	\$16,318	\$17,139	3.3%	\$543
6306 - HEALTH INSURANCE	\$50,039	\$46,314	\$18,841	\$41,757	\$41,501	-10.4%	-\$4,813
6307 - HEALTH INSURANCE ADMIN FEE	\$0	\$0	\$0	\$0	\$1,030	N/A	\$1,030
6308 - DENTAL	\$2,814	\$2,814	\$1,290	\$2,813	\$2,875	2.2%	\$61
6310 - LIFE INSURANCE	\$1,204	\$624	\$656	\$968	\$652	4.5%	\$28
Total Personnel Services:	\$311,446	\$323,894	\$145,756	\$316,067	\$328,651	1.5%	\$4,757
Operating							
6411 - ADVERTISING/POSTAGE/PRINTING	\$2,712	\$3,000	\$1,684	\$3,000	\$3,000	0%	\$0
6417 - 3RD PARTY CONTRACTED SERVICE	\$0	\$0	\$945	\$0	\$0	0%	\$0
6421 - EMPLOYEE TRAINING/DEVELOPMENT	\$0	\$1,800	\$0	\$500	\$1,800	0%	\$0
6422 - PRFSL LICENSE/MEMERSHIP/BOND	\$440	\$600	\$390	\$600	\$600	0%	\$0
6443 - LEASE EXPENSE	\$1,693	\$1,700	\$845	\$1,700	\$1,700	0%	\$0
6454 - TELEPHONE / INTERNET SERVC	\$240	\$200	\$120	\$200	\$200	0%	\$0
6520 - OFFICE SUPPLIES	\$723	\$1,200	\$642	\$1,200	\$1,200	0%	\$0
6529 - NON-INV - SUPPLIES	\$10	\$0	\$0	\$0	\$0	0%	\$0
Total Operating:	\$5,819	\$8,500	\$4,625	\$7,200	\$8,500	0%	\$0
Total Expense Objects:	\$317,266	\$332,394	\$150,381	\$323,267	\$337,151	1.4%	\$4,757

Information Technology Division 0100-0110

Tony Neumann

Information Technology Manager

Department: Administrative Services Department

Fund Type: General Fund (Major Fund)

Category: General Government

Mission Statement

The Information Technology Division will provide the highest quality technology-based services as well as Geographic Information System (GIS) design & administration and printing, mailing, shipping in the most cost-effective manner to facilitate the internal support services, governance, and community service for the City of Oshkosh and its citizenry.

Strategic Plan Goals

*Improve and maintain our infrastructure

2024 Accomplishments

*Implemented improved backup system, disaster recovery and business continuity plan for the City's data center infrastructure.

*Continued migrating GIS datasets to the new infrastructure, improving departmental data access, analytics and public data access.

*Migrated data center connectivity from 1G to 10G, for improved server performance.

2025 Goals

*Upgrade network backbone from 1G to 10G for improved city-wide connectivity performance.

*Continue to migrate GIS datasets to the new GIS infrastructure.

Personnel Positions

INFORMATION TECHNOLOGY 0100-0110

PERSONNEL POSITIONS

Position Title	Current Budgeted Employees	Current Actual Employees	2025 Proposed Employees
Information Technology Manager	1.00	1.00	1.00
Network Administrator	1.00	1.00	1.00
Systems Analyst/Web Developer	2.00	2.00	2.00
GIS Administrator	0.40	0.40	0.40
GIS Technician	1.00	1.00	1.00
Desktop Support Tech	1.00	1.00	1.00
Telecommunications Specialist	1.00	1.00	1.00
Help Desk Specialist	1.00	1.00	1.00
Tech Support Services Coord	1.00	1.00	1.00
TOTAL PERSONNEL	9.40	9.40	9.40

Revenues by Source

Name	FY2023 YTD Actual	FY2024 Budget: Amended	FY2024 YTD Actual	FY2024 Projected	FY2025 Budgeted	FY2024 Budget: Amended vs. FY2025 Budgeted (% Change)	FY2024 Budget: Amended vs. FY2025 Budgeted (\$ Change)
Revenue Source							
Service Charges							
4822 - SERVICE CHARGE - IT	\$104,700	\$130,500	\$52,350	\$130,500	\$130,500	0%	\$0
Total Service Charges:	\$104,700	\$130,500	\$52,350	\$130,500	\$130,500	0%	\$0
Total Revenue Source:	\$104,700	\$130,500	\$52,350	\$130,500	\$130,500	0%	\$0

Expenditures by Expense Type

Name	FY2023 YTD Actual	FY2024 Budget: Amended	FY2024 YTD Actual	FY2024 Projected	FY2025 Budgeted	FY2024 Budget: Amended vs. FY2025 Budgeted (% Change)	FY2024 Budget: Amended vs. FY2025 Budgeted (\$ Change)
Expense Objects							
Personnel Services							
6102 - REGULAR PAY	\$637,534	\$682,158	\$308,964	\$673,804	\$709,260	4%	\$27,102
6302 - FICA - EMPLOYERS SHARE	\$46,676	\$52,575	\$22,740	\$50,562	\$54,263	3.2%	\$1,688
6304 - WISCONSIN RETIREMENT FUND	\$43,371	\$47,378	\$21,313	\$55,491	\$49,299	4.1%	\$1,921
6306 - HEALTH INSURANCE	\$173,710	\$175,526	\$73,372	\$158,017	\$155,956	-11.1%	-\$19,570
6307 - HEALTH INSURANCE ADMIN FEE	\$0	\$0	\$0	\$0	\$1,030	N/A	\$1,030
6308 - DENTAL	\$7,698	\$7,483	\$3,598	\$7,849	\$8,021	7.2%	\$538
6310 - LIFE INSURANCE	\$988	\$1,795	\$580	\$1,475	\$1,875	4.5%	\$80
Total Personnel Services:	\$909,977	\$966,915	\$430,567	\$947,199	\$979,704	1.3%	\$12,789
Operating							
6411 - ADVERTISING/POSTAGE/PRINTING	\$50,824	\$41,800	\$22,848	\$42,200	\$41,800	0%	\$0
6415 - SUBSCRIPTION/LICENSING CNTRCTS	\$507,245	\$575,000	\$451,059	\$591,700	\$626,500	9%	\$51,500
6416 - PREVENTATIVE MNTC CONTRACTS	\$31,863	\$23,100	\$1,564	\$21,000	\$15,900	-31.2%	-\$7,200
6417 - 3RD PARTY CONTRACTED SERVICE	\$779	\$600	\$477	\$2,600	\$600	0%	\$0
6421 - EMPLOYEE TRAINING/DEVELOPMENT	\$4,024	\$7,300	\$2,759	\$3,500	\$7,500	2.7%	\$200
6422 - PRFSL LICENSE/MEMBERSHIP/BOND	\$2,250	\$2,500	\$400	\$2,700	\$2,500	0%	\$0
6423 - EMPLOYEE ALLOWANCE/REIMBRSMNT	\$577	\$600	\$261	\$600	\$600	0%	\$0
6443 - LEASE EXPENSE	\$24,954	\$27,400	\$13,007	\$27,400	\$29,800	8.8%	\$2,400
6452 - LICENSE & PERMITS	\$115	\$100	\$400	\$100	\$100	0%	\$0
6454 - TELEPHONE / INTERNET SERVC	\$28,145	\$33,500	-\$673	\$13,500	\$15,800	-52.8%	-\$17,700
6520 - OFFICE SUPPLIES	\$5,126	\$11,600	\$4,994	\$10,000	\$10,000	-13.8%	-\$1,600
6524 - SPECIALTY SUPPLIES	\$2,598	\$5,400	\$2,295	\$5,400	\$5,400	0%	\$0
6529 - NON-INV - SUPPLIES	\$757	\$2,700	\$64	\$2,000	\$2,000	-25.9%	-\$700
6550 - MINOR EQUIPMENT	\$112,590	\$99,800	\$81,278	\$99,800	\$108,300	8.5%	\$8,500
Total Operating:	\$771,848	\$831,400	\$580,733	\$822,500	\$866,800	4.3%	\$35,400
Capital Outlay							
7202 - OFFICE EQUIPMENT	\$0	\$43,200	\$41,687	\$41,700	\$18,500	-57.2%	-\$24,700
Total Capital Outlay:	\$0	\$43,200	\$41,687	\$41,700	\$18,500	-57.2%	-\$24,700
Total Expense Objects:	\$1,681,825	\$1,841,515	\$1,052,987	\$1,811,399	\$1,865,004	1.3%	\$23,489

Insurance Budget 0100-0120

Paul Greeninger
Safety and Risk Management Officer

Department: Administrative Services Department
Fund Type: General Fund (Major Fund)
Category: General Government

Mission Statement

Risk management is responsible for securing insurance coverage for city property and activities. The types of insurance include: Workers Compensation, General Liability, Police Professional, Fleet Liability, Public Officials, Employee Dishonesty & Crime, Property & Contractors Equipment, Fleet Comprehensive & Collision, Boiler & Machinery, Tank Liability, Pollution Liability and Cyber Liability. This is a cooperative process with the assistance of several City Departments.

Strategic Plan Goals

*Enhance the effectiveness of our City government

2024 Accomplishments

*Evaluated property insurance vendors to maximize coverage and minimize cost.

2025 Goals

*Create a process in coordination with other departments to track property and vehicles when they are obtained or sold in order to insure all are with the insurance carrier.

Expenditures by Expense Type

Name	FY2023 YTD Actual	FY2024 Budget: Amended	FY2024 YTD Actual	FY2024 Projected	FY2025 Budgeted	FY2024 Budget: Amended vs. FY2025 Budgeted (% Change)	FY2024 Budget: Amended vs. FY2025 Budgeted (\$ Change)
Expense Objects							
Operating							
6412 - CONTRACTUAL AGREEMENT PYMNTS	-\$303	\$47,589	\$31,470	\$80,000	\$99,100	108.2%	\$51,511
6422 - PRFSL LICENSE/MEMERSHIP/BOND	\$220	\$1,000	\$60	\$200	\$500	-50%	\$0
6450 - INSURANCE EXPENSE	\$468,359	\$511,500	\$323,406	\$528,700	\$510,500	-0.2%	-\$1,000
6451 - WORKERS COMPENSATION	\$610,700	\$572,900	\$576,900	\$576,900	\$576,900	0.7%	\$0
Total Operating:	\$1,078,976	\$1,132,989	\$931,837	\$1,185,800	\$1,187,000	4.8%	\$50,511
Total Expense Objects:	\$1,078,976	\$1,132,989	\$931,837	\$1,185,800	\$1,187,000	4.8%	\$50,511

Facility Maintenance Division 0100-0130

Jon Urban
General Services Manager

Department: Administrative Services Manager
Fund Type: General Fund (Major Fund)
Category: General Government

Mission Statement

The Facilities Maintenance Division's mission is to maintain the division's facilities to ensure their environments will support the goals of these buildings in a safe, clean, effective, and efficient manner.

Strategic Plan Goals

- *Improve and maintain our infrastructure
- *Improve our City Facilities
- *Implement recommendations of the facility plan, including building security and ADA assessment recommendations
- *Address critical facility issues and continue the transition to centralized facility management

2024 Accomplishments

- *Organized central tracking spreadsheet of all facility CIP projects coordinated by Facilities Maintenance Division. 2024 Projects include the Police Department's 3rd Avenue Storage Facility, Public Museum's masonry repairs/loading dock door and Waldwic Exhibit Gallery, elevator modernizations at Convention Center and Safety Building, generator replacements at OFD 17-19, Seniors Center South door and siding replacement, Public Library roof replacement and Fire panel/notification devices replacement, Grand Opera House lift replacement, and Police Department Evidence Control Room renovations.
- *Began planning for anticipated 2025 facility CIP projects including A/E services for Grand Opera House Annex Renovation, Fire Training Center, OFD 15 2nd floor renovations, Police Department HVAC Renovations, Public Museum boiler replacement and Seniors Center North HVAC replacement.
- *Continued cross-training of staff as a result of a 2023 reorganization that added a new Parks Administration Building, Four Seasons Facility, Oshkosh Public Museum, Field Operations Center and Fire Stations to the Facilities Maintenance Division responsibilities.
- *Researched opportunities for centralized facilities maintenance management using Tyler Munis Enterprise Asset Management software to streamline workflow, improve communication and increase productivity from desk to field. Initial work included data gathering of all General Services buildings/equipment, preventative maintenance schedules, technology needs and more.

2025 Goals

- *Work with Kueny Architects to complete the 2025 Facilities Condition Assessment Report of all municipal buildings by May 2025. The project's goal is to provide assessments of all buildings with replacement priorities, recommendations and cost estimates for CIP budget planning. Work with Kueny Architects to also update City Hall Space Needs Assessment by May 2025. The project goal is to provide updated City Hall replacement/renovation options, costs and considerations for CIP budget planning.
- *Implement the rollout of Tyler Munis Enterprise Asset Management for General Services buildings to better manage preventative maintenance schedules, maximize inventory tracking, improve work order assignment and communication.
- *Continue coordinating 2025 major CIP facility projects including Grand Opera House Annex Renovation, Fire Training Center, OFD 15 2nd floor renovations, Police Department HVAC Renovations, Public Museum boiler replacement and Seniors Center North HVAC replacements.

Personnel Positions

FACILITIES MAINTENANCE 0100-0130			
PERSONNEL POSITIONS			
Position Title	Current Budgeted Employees	Current Actual Employees	2025 Proposed Employees
Facilities Maintenance Supervisor	1.00	1.00	1.00
Facilities Maintenance Technician	7.00	7.00	7.00
Facilities Project Coordinator	0.00	0.00	1.00
Maintenance Worker PT	0.64	0.64	0.64
Plumber	1.00	1.00	1.00
TOTAL PERSONNEL	9.64	9.64	10.64

Expenditures by Expense Type

Name	FY2023 YTD Actual	FY2024 Budget: Amended	FY2024 YTD Actual	FY2024 Projected	FY2025 Budgeted	FY2024 Budget: Amended vs. FY2025 Budgeted (% Change)	FY2024 Budget: Amended vs. FY2025 Budgeted (\$ Change)
Expense Objects							
Personnel Services							
6102 - REGULAR PAY	\$414,634	\$518,920	\$209,308	\$485,587	\$635,434	22.5%	\$116,514
6104 - OVERTIME PAY	\$744	\$2,800	\$0	\$1,000	\$1,000	-64.3%	-\$1,800
6302 - FICA - EMPLOYERS SHARE	\$29,746	\$40,211	\$14,829	\$35,964	\$48,693	21.1%	\$8,482
6304 - WISCONSIN RETIREMENT FUND	\$28,291	\$36,226	\$14,452	\$33,615	\$44,237	22.1%	\$8,011
6306 - HEALTH INSURANCE	\$144,105	\$197,302	\$81,374	\$179,395	\$207,737	5.3%	\$10,435
6307 - HEALTH INSURANCE ADMIN FEE	\$0	\$0	\$0	\$0	\$1,030	N/A	\$1,030
6308 - DENTAL	\$6,160	\$8,348	\$3,336	\$7,312	\$8,895	6.6%	\$547
6310 - LIFE INSURANCE	\$1,592	\$1,362	\$917	\$1,597	\$1,683	23.6%	\$321
Total Personnel Services:	\$625,271	\$805,169	\$324,216	\$744,470	\$948,709	17.8%	\$143,540
Operating							
6412 - CONTRACTUAL AGREEMENT PYMNTS	\$0	\$0	\$358	\$0	\$0	0%	\$0
6415 - SUBSCRIPTION/LICENSING CNTRCTS	\$1,998	\$0	\$0	\$0	\$0	0%	\$0
6416 - PREVENTATIVE MNTC CONTRACTS	\$19,255	\$89,600	\$18,139	\$90,000	\$95,000	6%	\$5,400
6417 - 3RD PARTY CONTRACTED SERVICE	\$63,387	\$77,198	\$66,013	\$95,000	\$80,000	3.6%	\$2,802
6418 - UNIFORM LAUNDRY/RUGS/CLEANING	\$2,020	\$17,500	\$6,948	\$17,500	\$18,000	2.9%	\$500
6421 - EMPLOYEE TRAINING/DEVELOPMENT	\$1,959	\$1,500	\$0	\$500	\$1,500	0%	\$0
6422 - PRFSL LICENSE/MEMBERSHIP/BOND	\$4,190	\$4,500	\$4,310	\$4,500	\$4,500	0%	\$0
6423 - EMPLOYEE ALLOWANCE/REIMBRSMNT	\$400	\$1,100	\$253	\$1,100	\$1,100	0%	\$0
6433 - INTERFUND CHARGE BACKS	\$10,907	\$8,200	\$1,303	\$8,200	\$8,500	3.7%	\$300
6452 - LICENSE & PERMITS	\$1,102	\$0	\$102	\$0	\$0	0%	\$0
6454 - TELEPHONE / INTERNET SERVC	\$1,770	\$3,500	\$960	\$3,500	\$3,500	0%	\$0
6455 - UTILITY EXPENSE	\$247,420	\$398,600	\$109,937	\$270,000	\$300,000	-24.7%	-\$98,600
6520 - OFFICE SUPPLIES	\$337	\$200	\$315	\$500	\$400	100%	\$200
6529 - NON-INV - SUPPLIES	\$47,038	\$43,300	\$28,071	\$45,000	\$45,000	3.9%	\$1,700
6539 - NON INVENTORY REPAIR PARTS	\$1,509	\$0	\$80	\$0	\$0	0%	\$0
6550 - MINOR EQUIPMENT	\$2,385	\$6,000	\$4,636	\$6,000	\$6,000	0%	\$0
Total Operating:	\$405,677	\$651,198	\$241,425	\$541,800	\$563,500	-13.5%	-\$87,698
Total Expense Objects:	\$1,030,948	\$1,456,367	\$565,641	\$1,286,270	\$1,512,209	3.8%	\$55,842

Oshkosh Media Division 0100-0150

Jon Urban
General Services Manager

Department: Administrative Services Department
Fund Type: General Fund (Major Fund)
Category: General Government

Mission Statement

Oshkosh Media serves to carry out the mission and objectives of the government access (Gov TV) and community access (Life TV) television channels

Strategic Plan Goals

- *Enhance the Effectiveness of our City Government
- *Build trust through communication, education, financial transparency and relationship building
- *Coordinate public communication and education between departments in order to facilitate public awareness of city services and values

2024 Accomplishments

- *Earned 9 total awards, including 3 "gold level" Excellence awards at the WCM Best of the Midwest Media Fest for the new City Manager Minute series, coverage of the city's 4th of July Parade, and The Place to Be Oshkosh community volunteer program.
- *Worked with multiple city departments to produce educational materials, including the City Attorney's office to write, record and produce the first of several educational videos for new Council, board, commission members highlighting ethics, open meetings laws and open records laws. OM staff will continue to work with Legal to produce more educational videos for new members and will be producing content for internal staff training on topics as necessary. Worked with HR to cover multiple employee lunch & learn sessions, employee virtual meetings and other internal communications.
- *Led communication and public information efforts for major city initiatives: recorded public info meetings about VRF/replacement of special assessments and the ARPA funds process, including virtual Q&A sessions on Facebook Live for both topics. Worked with the City Assessor's office to educate and inform about the residential property revaluation process, including producing explainer videos in English, Spanish and Hmong. All three of these initiatives were also promoted heavily with City Manager's Report, City Manager Minute, press releases, social media, newspaper ads and other forms of communication.
- *Worked with city administration to revise and update the annual State of the City event and developed a new plan to be more engaging and proactive in reaching different parts of the community. This included staff from multiple departments appearing at a booth at the Chamber Business Expo, the City Manager visiting community groups to deliver the State of the City message, reconfiguring the awards portion of the event to occur at a Common Council meeting, and producing a dynamic, fast-paced video presentation that told our story and appeared on all Gov TV and OM platforms.

2025 Goals

- *Work with Library to help promote and celebrate its 125th anniversary. Initiatives can include stories and testimonials gathered from community members and stakeholders, short videos highlighting the history and significance of the Library, behind the scenes looks at the people who make the Library "go" and other video and promotional elements.
- *Increase frequency of City Manager Minute segments and identify opportunities for more centralized communication methods.
- *Collaborate with city social media consortium managers to explore new tools and strategies to more effectively deliver the city's message and story to the community.

Personnel Positions

OSHKOSH MEDIA 0100-0150

PERSONNEL POSITIONS

Position Title	Current Budgeted Employees	Current Actual Employees	2025 Proposed Employees
Media Services Coordinator	1.00	1.00	1.00
Communications Coordinator	1.00	1.00	1.00
Video Editing Technician	1.00	1.00	1.00
TOTAL PERSONNEL	3.00	3.00	3.00

Revenues by Source

Name	FY2023 YTD Actual	FY2024 Budget: Amended	FY2024 YTD Actual	FY2024 Projected	FY2025 Budgeted	FY2024 Budget: Amended vs. FY2025 Budgeted (% Change)	FY2024 Budget: Amended vs. FY2025 Budgeted (\$ Change)
Revenue Source							
Intergovernmental							
4252 - OTHER GOVERNMENT AID-CABLE TV	\$142,724	\$142,700	\$0	\$142,700	\$142,700	0%	\$0
Total Intergovernmental:	\$142,724	\$142,700	\$0	\$142,700	\$142,700	0%	\$0
Licenses and Permits							
4312 - TELEVISION FRANCHISE	\$529,394	\$535,000	\$236,418	\$486,000	\$475,000	-11.2%	-\$60,000
Total Licenses and Permits:	\$529,394	\$535,000	\$236,418	\$486,000	\$475,000	-11.2%	-\$60,000
Charges for Services							
4520 - OTHER GENERAL FEES	\$3,525	\$3,000	\$2,320	\$3,000	\$3,000	0%	\$0
Total Charges for Services:	\$3,525	\$3,000	\$2,320	\$3,000	\$3,000	0%	\$0
Miscellaneous Income							
4952 - GIFTS & DONATIONS	\$0	\$0	\$0	\$3,900	\$0	0%	\$0
Total Miscellaneous Income:	\$0	\$0	\$0	\$3,900	\$0	0%	\$0
Total Revenue Source:	\$675,642	\$680,700	\$238,738	\$635,600	\$620,700	-8.8%	-\$60,000

Expenditures by Expense Type

Name	FY2023 YTD Actual	FY2024 Budget: Amended	FY2024 YTD Actual	FY2024 Projected	FY2025 Budgeted	FY2024 Budget: Amended vs. FY2025 Budgeted (% Change)	FY2024 Budget: Amended vs. FY2025 Budgeted (\$ Change)
Expense Objects							
Personnel Services							
6102 - REGULAR PAY	\$194,923	\$204,949	\$95,136	\$204,141	\$211,807	3.3%	\$6,858
6104 - OVERTIME PAY	\$222	\$1,600	\$0	\$830	\$501	-68.7%	-\$1,099
6302 - FICA - EMPLOYERS SHARE	\$14,230	\$15,917	\$6,959	\$15,330	\$16,244	2.1%	\$327
6304 - WISCONSIN RETIREMENT FUND	\$13,277	\$14,342	\$6,564	\$14,143	\$14,757	2.9%	\$415
6306 - HEALTH INSURANCE	\$40,414	\$38,687	\$19,021	\$41,500	\$41,501	7.3%	\$2,814
6307 - HEALTH INSURANCE ADMIN FEE	\$0	\$0	\$0	\$0	\$1,030	N/A	\$1,030
6308 - DENTAL	\$2,080	\$1,722	\$953	\$2,079	\$2,125	23.4%	\$403
6310 - LIFE INSURANCE	\$369	\$538	\$190	\$457	\$560	4.1%	\$22
Total Personnel Services:	\$265,515	\$277,755	\$128,823	\$278,481	\$288,525	3.9%	\$10,770
Operating							
6415 - SUBSCRIPTION/LICENSING CNTRCTS	\$34,911	\$44,000	\$33,681	\$44,000	\$41,000	-6.8%	-\$3,000
6421 - EMPLOYEE TRAINING/DEVELOPMENT	\$1,078	\$2,300	\$1,520	\$2,000	\$3,000	30.4%	\$700
6422 - PRFSL LICENSE/MEMBERSHIP/BOND	\$350	\$400	\$350	\$350	\$400	0%	\$0
6433 - INTERFUND CHARGE BACKS	\$321	\$1,700	\$96	\$700	\$1,000	-41.2%	-\$700
6454 - TELEPHONE / INTERNET SERVC	\$480	\$500	\$240	\$500	\$500	0%	\$0
6520 - OFFICE SUPPLIES	\$103	\$300	\$0	\$100	\$200	-33.3%	-\$100
6529 - NON-INV - SUPPLIES	\$208	\$1,700	\$416	\$1,500	\$1,700	0%	\$0
Total Operating:	\$37,451	\$50,900	\$36,303	\$49,150	\$47,800	-6.1%	-\$3,100
Total Expense Objects:	\$302,966	\$328,655	\$165,126	\$327,631	\$336,325	2.3%	\$7,670

Police Department 0100-0211

Dean Smith
Police Chief

Department/Category: Public Safety
Fund Type: General Fund (Major Fund)

Mission Statement

To promote public safety and to enhance the quality of life in our community through innovative policing and community partnerships

Strategic Plan Goals

- *Enhance community trust in public safety
- *Enhance crime prevention
- *Provide well-trained, effective and equipped public safety professionals
- *Continue to improve strategies to address the mental health crisis & substance abuse in the community
- *Improve transportation safety within the community

2024 Accomplishments

- *Successfully conduct recruitment processes to reach full staffing and enhance workforce diversity.
- *Develop a digital forensic process that will enhance operational efficiencies.
- *Added a School Resource Officer position to ensure sufficient coverage for the OASD.
- *Implementation of a one on one vehicle program.
- *Participated in 19 National Night Out neighborhood events.

2025 Goals

- *Successfully conduct recruitment processes to reach full staffing and enhance workforce diversity.
- *Add an 8th detective position to address white collar/senior citizen crimes.
- *Develop and implement a succession plan to anticipate future vacancies and plan for them.

Personnel Positions

POLICE 0100-0211				
PERSONNEL POSITIONS				
Position Title	Current Budgeted Employees	Current Actual Employees	2025 Proposed Employees	
Police Chief	1.00	1.00	1.00	
Assistant Chief	1.00	0.00	1.00	
Captains	2.00	3.00	2.00	
Lieutenants	5.00	5.00	5.00	
Sergeants	13.00	10.00	14.00	
Detectives I & II	7.00	7.00	7.00	
Police Officers	77.00	79.00	78.00	
Office Admin Manager / Analyst	1.00	1.00	1.00	
Court Liaison Clerk	1.00	1.00	1.00	
Administrative Assistant	1.00	1.00	1.00	
Records Supervisor	1.00	1.00	1.00	
Office Assistant	1.00	1.00	1.00	
Records & Reports Clerk	2.00	2.00	2.00	
Crime Analyst	1.00	1.00	1.00	
Property Evidence Clerk	1.00	1.00	1.00	
Telecommunications Clerk	3.00	3.00	3.00	
Report Processor	3.00	3.00	3.00	
Digital Evidence Technician	1.00	1.00	1.00	
Fleet & Equipment Coordinator	1.00	1.00	1.00	
Comm. Service Officer (12) P.T.	5.28	5.28	5.28	
Report Processor (2) P.T.	1.24	1.24	1.24	
Parking Control (6) P.T.	1.89	2.88	2.88	
Telecommunications Clerk (3) P.T.	1.86	1.86	1.86	
Court Liaison Clerk (1) P.T.	0.67	0.67	0.67	
Property Evidence Clerk (1) P.T.	0.62	0.62	0.62	
UWO Summer Work Study (2) P.T.	0.51	0.51	0.51	
TOTAL PERSONNEL	135.07	135.06	138.06	

Revenues by Source

Name	FY2023 YTD Actual	FY2024 Budget: Amended	FY2024 YTD Actual	FY2024 Projected	FY2025 Budgeted	FY2024 Budget: Amended vs. FY2025 Budgeted (% Change)	FY2024 Budget: Amended vs. FY2025 Budgeted (\$ Change)
Revenue Source							
Intergovernmental							
4206 - FEDERAL AID-POLICE	\$63,269	\$40,000	\$9,433	\$51,500	\$40,000	0%	\$0
4226 - STATE AID-POLICE	\$14,880	\$29,200	\$0	\$29,200	\$29,200	0%	\$0
4240 - COUNTY AID-OTHER AID	\$10,136	\$0	\$18,035	\$20,000	\$8,000	N/A	\$8,000
4253 - OTHER GOVERNMENT AID-POLICE	\$269,044	\$273,800	\$0	\$280,000	\$323,500	18.2%	\$49,700
Total Intergovernmental:	\$357,330	\$343,000	\$27,468	\$380,700	\$400,700	16.8%	\$57,700
Fines, Forfeits and Penalties							
4402 - PARKING VIOLATIONS	\$315,728	\$348,600	\$170,418	\$355,900	\$534,100	53.2%	\$185,500
4406 - CITY FINES FROM COURT	\$264,704	\$355,000	\$125,039	\$250,000	\$280,000	-21.1%	-\$75,000
Total Fines, Forfeits and Penalties:	\$580,432	\$703,600	\$295,458	\$605,900	\$814,100	15.7%	\$110,500
Charges for Services							
4521 - PD SPEC EVENT REVENUE	\$167,275	\$224,000	\$13,590	\$214,900	\$224,000	0%	\$0
4522 - PD NON-SPEC EVENT REVENUE	\$24,531	\$36,500	\$13,630	\$27,400	\$30,000	-17.8%	-\$6,500
4532 - POLICE DEPARTMENT FEES	\$9,357	\$5,000	\$3,303	\$7,500	\$7,500	50%	\$2,500
Total Charges for Services:	\$201,163	\$265,500	\$30,523	\$249,800	\$261,500	-1.5%	-\$4,000
Miscellaneous Income							
4952 - GIFTS & DONATIONS	\$0	\$0	\$0	\$0	\$125,000	N/A	\$125,000
4972 - MISCELLANEOUS REVENUE	\$0	\$0	\$264	\$20,000	\$0	0%	\$0
Total Miscellaneous Income:	\$0	\$0	\$264	\$20,000	\$125,000	N/A	\$125,000
Total Revenue Source:	\$1,138,924	\$1,312,100	\$353,712	\$1,256,400	\$1,601,300	22%	\$289,200

Expenditures by Expense Type

Name	FY2023 YTD Actual	FY2024 Budget: Amended	FY2024 YTD Actual	FY2024 Projected	FY2025 Budgeted	FY2024 Budget: Amended vs. FY2025 Budgeted (% Change)	FY2024 Budget: Amended vs. FY2025 Budgeted (\$ Change)
Expense Objects							
Personnel Services							
6102 - REGULAR PAY	\$9,629,712	\$10,802,834	\$4,522,799	\$10,297,251	\$11,284,068	4.5%	\$481,234
6103 - REGULAR PAY - TEMP EMPLOYEE	\$4,328	\$5,300	\$2,338	\$5,300	\$0	-100%	-\$5,300
6104 - OVERTIME PAY	\$838,672	\$815,300	\$295,251	\$876,914	\$883,949	8.4%	\$68,649
6302 - FICA - EMPLOYERS SHARE	\$772,571	\$896,994	\$356,093	\$836,412	\$930,922	3.8%	\$33,928
6304 - WISCONSIN RETIREMENT FUND	\$1,306,100	\$1,511,217	\$639,043	\$1,468,521	\$1,687,665	11.7%	\$176,448
6306 - HEALTH INSURANCE	\$1,846,719	\$1,983,762	\$885,489	\$1,982,888	\$2,147,721	8.3%	\$163,959
6307 - HEALTH INSURANCE ADMIN FEE	\$0	\$0	\$0	\$0	\$1,030	N/A	\$1,030
6308 - DENTAL	\$86,106	\$92,646	\$40,178	\$89,351	\$111,134	20%	\$18,488
6310 - LIFE INSURANCE	\$14,674	\$26,990	\$7,023	\$20,239	\$28,124	4.2%	\$1,134
Total Personnel Services:	\$14,498,880	\$16,135,043	\$6,748,213	\$15,576,876	\$17,074,613	5.8%	\$939,570
Operating							
6404 - PS - MISC CONSULTING / STUDIES	\$1,988	\$3,000	\$735	\$3,000	\$6,000	100%	\$3,000
6411 - ADVERTISING/POSTAGE/PRINTING	\$0	\$200	\$228	\$200	\$200	0%	\$0
6412 - CONTRACTUAL AGREEMENT PYMNTS	\$145,504	\$148,000	\$136,659	\$148,000	\$250,200	69.1%	\$102,200
6413 - CONTRACTUAL EMPLOYMENT	\$42,000	\$45,900	\$0	\$44,500	\$94,600	106.1%	\$48,700
6415 - SUBSCRIPTION/LICENSING CNTRCTS	\$40,552	\$56,600	\$34,983	\$47,800	\$80,800	42.8%	\$24,200
6416 - PREVENTATIVE MNTC CONTRACTS	\$20,553	\$14,900	\$890	\$14,900	\$41,600	179.2%	\$26,700
6417 - 3RD PARTY CONTRACTED SERVICE	\$95,496	\$86,450	\$49,777	\$84,800	\$86,300	-0.2%	-\$150
6418 - UNIFORM LAUNDRY/RUGS/CLEANING	\$21,965	\$32,000	\$8,121	\$22,100	\$32,000	0%	\$0
6421 - EMPLOYEE TRAINING/DEVELOPMENT	\$53,739	\$75,000	\$38,638	\$75,000	\$75,000	0%	\$0
6422 - PRFSL LICENSE/MEMBERSHIP/BOND	\$1,470	\$1,900	\$1,170	\$1,900	\$2,000	5.3%	\$100
6423 - EMPLOYEE ALLOWANCE/REIMBRSMNT	\$63,699	\$58,600	\$45,350	\$62,500	\$79,200	35.2%	\$20,600
6433 - INTERFUND CHARGE BACKS	\$186,443	\$208,200	\$141,458	\$208,200	\$208,200	0%	\$0
6443 - LEASE EXPENSE	\$13,845	\$17,100	\$6,016	\$17,100	\$17,600	2.9%	\$500
6454 - TELEPHONE / INTERNET SERVC	\$69,030	\$71,100	\$30,208	\$72,900	\$78,280	10.1%	\$7,180
6455 - UTILITY EXPENSE	\$13,060	\$16,300	\$3,412	\$16,300	\$17,200	5.5%	\$900
6519 - NON-INVENTORY FUEL	\$42	\$0	\$0	\$0	\$0	0%	\$0

Name	FY2023 YTD Actual	FY2024 Budget: Amended	FY2024 YTD Actual	FY2024 Projected	FY2025 Budgeted	FY2024 Budget: Amended vs. FY2025 Budgeted (% Change)	FY2024 Budget: Amended vs. FY2025 Budgeted (\$ Change)
6520 - OFFICE SUPPLIES	\$26,267	\$26,000	\$14,018	\$26,000	\$26,500	1.9%	\$500
6523 - MEDICAL SUPPLIES	\$2,001	\$1,400	\$1,384	\$1,400	\$2,300	64.3%	\$900
6529 - NON-INV - SUPPLIES	\$67,429	\$80,322	\$19,778	\$74,400	\$87,300	8.7%	\$6,978
6550 - MINOR EQUIPMENT	\$81,536	\$85,796	\$48,561	\$108,300	\$46,700	-45.6%	-\$39,096
Total Operating:	\$946,617	\$1,028,768	\$581,386	\$1,029,300	\$1,231,980	19.8%	\$203,212
Capital Outlay							
7204 - MACHINERY & EQUIPMENT	\$16,900	\$0	\$0	\$0	\$0	0%	\$0
7210 - MOTOR VEHICLES	\$189,423	\$378,056	\$294,728	\$365,000	\$400,300	5.9%	\$22,244
Total Capital Outlay:	\$206,323	\$378,056	\$294,728	\$365,000	\$400,300	5.9%	\$22,244
Total Expense Objects:	\$15,651,820	\$17,541,867	\$7,624,326	\$16,971,176	\$18,706,893	6.6%	\$1,165,026

Animal Care Budget 0100-0214

Ieva Engel

Department/Category: Public Safety
Fund Type: General Fund (Major Fund)

Mission Statement

The mission of the Oshkosh Area Humane Society is to provide compassionate care and comfort to animals in need and to build a community that promotes humane treatment of all animals.

Strategic Plan Goals

- *Offer medical and behavioral services to our community
- *Decrease owner surrenders through a variety of surrender-prevention service options
- *Become an educational resource in all areas of pet ownership and humane treatment
- *Continue to partner with OPD to efficiently and thoroughly address animal cruelty and neglect in our community

2024 Accomplishments

- *Partnered with OAHS to facilitate stray and impound situations effectively.
- *Assisted the OAHS staff and leadership with facilitating alternative options to surrendering the animals.
- *Participated in OAHS community events with the intent to educate the community.
- *Helped train the OAHS staff on CRASE.

2025 Goals

- *Send an OAHS staff member to humane officer training to foster partnership between OAHS and OPD.
- *Increase visibility/understanding of OAHS and its community programs and services through education and public events.
- *Offer animal medical and behavioral services to our community.

Expenditures by Expense Type

Name	FY2023 YTD Actual	FY2024 Budget: Amended	FY2024 YTD Actual	FY2024 Projected	FY2025 Budgeted	FY2024 Budget: Amended vs. FY2025 Budgeted (% Change)	FY2024 Budget: Amended vs. FY2025 Budgeted (\$ Change)
Expense Objects							
Operating							
6412 - CONTRACTUAL AGREEMENT PYMNTS	\$102,398	\$105,000	\$104,958	\$105,000	\$107,600	2.5%	\$2,600
Total Operating:	\$102,398	\$105,000	\$104,958	\$105,000	\$107,600	2.5%	\$2,600
Total Expense Objects:	\$102,398	\$105,000	\$104,958	\$105,000	\$107,600	2.5%	\$2,600

Auxiliary Police Budget 0100-0217

Scott Footit
Auxiliary Chief

Department/Category: Public Safety
Fund Type: General Fund (Major Fund)

Mission Statement

The Oshkosh Auxiliary Police is an organization comprised of community minded civilian volunteers and exist to assist and support the Oshkosh Police Department with additional trained manpower whenever called upon. Auxiliary Officers are dedicated to public service; committed to providing competent volunteer law enforcement services to our community with a high degree of courtesy, honor, respect, and pride.

Strategic Plan Goals

- Provide a Safe, Secure, and Healthy Community
- *Ensure a high level of response to emergencies
- *Improve transportation safety within the community with a speed awareness program
- *Provide continued training for special event services.

2024 Accomplishments

- *Completed 65 years of service to the citizens of Oshkosh.
- *Provided staffing for all requested special events.
- *Deployed 3 speed awareness trailers throughout the City.
- *Completed training on TIMS (Traffic Incident Management Systems).

2025 Goals

- *Recruit, recruit, recruit. We need new members!
- *Continue Speed Awareness Program with a focus on troubled neighborhoods.
- *Refresh all members on ICS (Incident Command System).

Expenditures by Expense Type

Name	FY2023 YTD Actual	FY2024 Budget: Amended	FY2024 YTD Actual	FY2024 Projected	FY2025 Budgeted	FY2024 Budget: Amended vs. FY2025 Budgeted (% Change)	FY2024 Budget: Amended vs. FY2025 Budgeted (\$ Change)
Expense Objects							
Operating							
6417 - 3RD PARTY CONTRACTED SERVICE	\$1,272	\$1,100	\$194	\$1,100	\$900	-18.2%	-\$200
6421 - EMPLOYEE TRAINING/DEVELOPMENT	\$1,400	\$1,300	\$0	\$1,300	\$1,500	15.4%	\$200
6423 - EMPLOYEE ALLOWANCE/REIMBRSMNT	\$1,524	\$2,000	\$0	\$2,000	\$2,000	0%	\$0
6454 - TELEPHONE / INTERNET SERVC	\$456	\$500	\$190	\$500	\$600	20%	\$100
6520 - OFFICE SUPPLIES	\$94	\$100	\$0	\$100	\$100	0%	\$0
6529 - NON-INV - SUPPLIES	\$538	\$1,300	\$1,119	\$1,300	\$1,300	0%	\$0
Total Operating:	\$5,284	\$6,300	\$1,503	\$6,300	\$6,400	1.6%	\$100
Total Expense Objects:	\$5,284	\$6,300	\$1,503	\$6,300	\$6,400	1.6%	\$100

Crossing Guards Budget 0100-0218

Dean Smith
Chief of Police

Department/Category: Public Safety
Fund Type: General Fund (Major Fund)

Mission Statement

To promote public safety and to enhance the quality of life in our community through innovative policing and community partnerships.

Strategic Plan Goals

*Improve transportation safety within the community

2024 Accomplishments

*No children injured and no crossing guards injured.

*Replaced some outdated equipment and updated rain jackets to hi-viz.

2025 Goals

*Promote recruitment/employment.

*Replace additional outdated equipment.

*No injuries to children or crossing guards.

Personnel Positions

CROSSING GUARDS 0100-0218

PERSONNEL POSITIONS

Position Title	Current Budgeted Employees	Current Actual Employees	2025 Proposed Employees
Crossing Guards	Various	Various	Various
TOTAL PERSONNEL	18.00	18.00	18.00

Revenues by Source

Name	FY2023 YTD Actual	FY2024 Budget: Amended	FY2024 YTD Actual	FY2024 Projected	FY2025 Budgeted	FY2024 Budget: Amended vs. FY2025 Budgeted (% Change)	FY2024 Budget: Amended vs. FY2025 Budgeted (\$ Change)
Revenue Source							
Miscellaneous Income							
4972 - MISCELLANEOUS REVENUE	\$596	\$600	\$0	\$1,200	\$600	0%	\$0
Total Miscellaneous Income:	\$596	\$600	\$0	\$1,200	\$600	0%	\$0
Total Revenue Source:	\$596	\$600	\$0	\$1,200	\$600	0%	\$0

Expenditures by Expense Type

Name	FY2023 YTD Actual	FY2024 Budget: Amended	FY2024 YTD Actual	FY2024 Projected	FY2025 Budgeted	FY2024 Budget: Amended vs. FY2025 Budgeted (% Change)	FY2024 Budget: Amended vs. FY2025 Budgeted (\$ Change)
Expense Objects							
Personnel Services							
6102 - REGULAR PAY	\$0	\$4,217	\$0	\$0	\$0	-100%	-\$4,217
6103 - REGULAR PAY - TEMP EMPLOYEE	\$79,857	\$99,900	\$45,430	\$97,392	\$104,146	4.3%	\$4,246
6302 - FICA - EMPLOYERS SHARE	\$6,109	\$7,654	\$3,475	\$7,450	\$7,968	4.1%	\$314
6304 - WISCONSIN RETIREMENT FUND	\$0	\$341	\$0	\$0	\$0	-100%	-\$341
Total Personnel Services:	\$85,966	\$112,112	\$48,905	\$104,843	\$112,114	0%	\$2
Operating							
6529 - NON-INV - SUPPLIES	\$400	\$500	\$453	\$500	\$1,800	260%	\$1,300
Total Operating:	\$400	\$500	\$453	\$500	\$1,800	260%	\$1,300
Total Expense Objects:	\$86,366	\$112,612	\$49,358	\$105,343	\$113,914	1.2%	\$1,302

Fire 0100-0230

Mike Stanley
Fire Chief

Department/Category: Public Safety
Fund Type: General Fund (Major Fund)

Mission Statement

The City of Oshkosh Fire Department is a highly trained team that adds value to our community by providing a wide range of emergency services with skill and compassion. We advocate risk education and education and we provide leadership in times of crisis.

Strategic Plan Goals

- *Provide a safe, secure, and healthy community
- *Enhance the effectiveness of our City government
- *Strengthen our neighborhoods and partnerships

2024 Accomplishments

- *Completed and presented the findings and recommendations from a comprehensive Community Risk Assessment and Standards of Cover to enhance the effectiveness and readiness of the department. Completed and presented the findings and recommendations from a comprehensive Community Risk Assessment and Standards of Cover to enhance the effectiveness and readiness of the department.
- *Evaluated, selected, and deployed new cardiac monitors department-wide to enhance the cardiac care program to provide the best advanced life support care for the community.
- *Completed the design work for the Oshkosh Fire Department Training Center to prepare for the construction phase of the project.
- *Identified and implemented methods to better mitigate the impact of "super-users" on the department and for the fire department to work more collaboratively with strategic community partners.

2025 Goals

- *Begin the Oshkosh Fire Department Training Center.
- *Identify and implement strategies to increase the availability of ambulance units and reduce the reliance on the cross-staffing model.
- *Have the City of Oshkosh and Winnebago County begin the design work for a new Station 14.

Personnel Positions

FIRE 0100-0230			
PERSONNEL POSITIONS			
Position Title	Current Budgeted Employees	Current Actual Employees	2025 Proposed Employees
Fire Chief	1.00	1.00	1.00
Assistant Fire Chiefs	2.00	2.00	2.00
Chief Officer	6.00	6.00	5.00
Captains (56-hour)	9.00	9.00	9.00
Captains (40 Hour)	2.00	2.00	2.00
Lieutenants	12.00	12.00	12.00
Equipment Operators	21.00	21.00	21.00
EMS Shift Coordinator	3.00	3.00	0.00
Firefighters	56.00	54.00	23.00
Administrative Assistant	1.00	1.00	1.00
Community Program Coord	1.00	1.00	1.00
Management Analyst	1.00	1.00	1.00
TOTAL PERSONNEL	115.00	113.00	78.00

Revenues by Source

Name	FY2023 YTD Actual	FY2024 Budget: Amended	FY2024 YTD Actual	FY2024 Projected	FY2025 Budgeted	FY2024 Budget: Amended vs. FY2025 Budgeted (% Change)	FY2024 Budget: Amended vs. FY2025 Budgeted (\$ Change)
Revenue Source							
Intergovernmental							
4236 - STATE AID-OTHER	\$262,989	\$200,000	\$5,308	\$248,100	\$260,000	30%	\$60,000
4251 - OTHER GOVERNMENT AID- AMBULANCE	\$94,151	\$350,000	\$0	\$303,200	\$0	-126.9%	-\$350,000
Total Intergovernmental:	\$357,140	\$550,000	\$5,308	\$551,300	\$260,000	-69.8%	-\$290,000
Licenses and Permits							
4388 - OTHER PERMITS	\$13,498	\$15,000	\$10,618	\$12,600	\$0	-100%	-\$15,000
Total Licenses and Permits:	\$13,498	\$15,000	\$10,618	\$12,600	\$0	-100%	-\$15,000
Charges for Services							
4523 - FD SPEC EVENT REVENUE	\$189,855	\$184,000	\$4,262	\$208,000	\$82,000	0%	-\$102,000
4524 - FD NON-SPEC EVENT REVENUE	\$16,910	\$35,000	\$19,014	\$25,500	\$36,000	14.3%	\$1,000
4534 - FIRE DEPARTMENT FEES	\$20,903	\$35,000	\$11,050	\$20,000	\$20,000	-42.9%	-\$15,000
4538 - AMBULANCE SERVICE	\$3,479,089	\$3,600,000	\$948,932	\$3,600,000	\$0	-11.1%	-\$3,600,000
4540 - HAZARDOUS RESPONSE CHARGES	\$650	\$0	\$2,972	\$3,000	\$0	0%	\$0
Total Charges for Services:	\$3,707,408	\$3,854,000	\$986,231	\$3,856,500	\$138,000	-10.6%	-\$3,716,000
Miscellaneous Income							
4983 - SPEC EVENT EQUIP DISCOUNT	\$0	-\$10,000	\$0	-\$10,000	-\$4,000	0%	\$6,000
Total Miscellaneous Income:	\$0	-\$10,000	\$0	-\$10,000	-\$4,000	0%	\$6,000
Total Revenue Source:	\$4,078,046	\$4,409,000	\$1,002,157	\$4,410,400	\$394,000	-18.4%	-\$4,015,000

Expenditures by Expense Type

Name	FY2023 YTD Actual	FY2024 Budget: Amended	FY2024 YTD Actual	FY2024 Projected	FY2025 Budgeted	FY2024 Budget: Amended vs. FY2025 Budgeted (% Change)	FY2024 Budget: Amended vs. FY2025 Budgeted (\$ Change)
Expense Objects							
Personnel Services							
6102 - REGULAR PAY	\$10,125,858	\$10,767,680	\$4,384,672	\$10,058,187	\$7,747,852	-28%	-\$3,019,828
6104 - OVERTIME PAY	\$644,675	\$337,700	\$307,135	\$1,000,000	\$290,001	-14.1%	-\$47,699
6302 - FICA - EMPLOYERS SHARE	\$161,549	\$198,226	\$70,892	\$175,203	\$154,664	-22%	-\$43,562
6304 - WISCONSIN RETIREMENT FUND	\$1,931,152	\$2,024,325	\$881,923	\$1,987,398	\$1,518,001	-25%	-\$506,324
6306 - HEALTH INSURANCE	\$2,165,944	\$2,181,306	\$968,382	\$2,168,836	\$1,642,158	-24.7%	-\$539,148
6307 - HEALTH INSURANCE ADMIN FEE	\$0	\$0	\$0	\$0	\$1,030	N/A	\$1,030
6308 - DENTAL	\$103,588	\$103,950	\$44,721	\$100,325	\$82,290	-20.8%	-\$21,660
6310 - LIFE INSURANCE	\$18,584	\$27,242	\$9,530	\$22,767	\$19,903	-26.9%	-\$7,339
Total Personnel Services:	\$15,151,350	\$15,640,429	\$6,667,255	\$15,512,716	\$11,455,899	-26.8%	-\$4,184,530
Operating							
6404 - PS - MISC CONSULTING / STUDIES	-\$300	\$928	\$0	\$0	\$0	-100%	-\$928
6411 - ADVERTISING/POSTAGE/PRINTING	\$1,292	\$1,900	\$1,381	\$2,000	\$4,200	121.1%	\$2,300
6412 - CONTRACTUAL AGREEMENT PYMNTS	\$10,000	\$20,000	\$26,865	\$29,000	\$2,000	-90%	-\$18,000
6415 - SUBSCRIPTION/LICENSING CNTRCTS	\$53,356	\$84,500	\$59,564	\$85,000	\$43,800	-48.2%	-\$40,700
6416 - PREVENTATIVE MNCT CONTRACTS	\$63,653	\$75,495	\$15,879	\$31,000	\$0	-100%	-\$75,495
6417 - 3RD PARTY CONTRACTED SERVICE	\$150,325	\$16,750	\$17,075	\$25,000	\$14,700	-12.2%	-\$2,050
6418 - UNIFORM LAUNDRY/RUGS/CLEANING	\$0	\$45,500	\$12,183	\$45,500	\$32,300	-29%	-\$13,200
6421 - EMPLOYEE TRAINING/DEVELOPMENT	\$24,188	\$33,100	\$18,115	\$31,200	\$35,000	5.7%	\$1,900
6422 - PRFSL LICENSE/MEMBERSHIP/BOND	\$4,949	\$3,400	\$2,410	\$3,400	\$0	-100%	-\$3,400
6423 - EMPLOYEE ALLOWANCE/REIMBRSMNT	\$40,025	\$33,946	\$13,160	\$34,000	\$29,600	-12.8%	-\$4,346
6433 - INTERFUND CHARGE BACKS	\$350,746	\$393,800	\$146,097	\$450,000	\$259,900	-34%	-\$133,900
6443 - LEASE EXPENSE	\$2,360	\$2,300	\$1,605	\$2,600	\$2,300	0%	\$0
6452 - LICENSE & PERMITS	\$339	\$3,000	\$71	\$500	\$500	-83.3%	-\$2,500
6454 - TELEPHONE / INTERNET SERVC	\$18,400	\$15,000	\$9,631	\$20,700	\$30,000	100%	\$15,000
6455 - UTILITY EXPENSE	\$114,174	\$112,000	\$50,617	\$115,000	\$127,600	13.9%	\$15,600
6469 - UNCOLLECTIBLE ACCOUNTS	\$375,000	\$375,000	\$0	\$375,000	\$0	-100%	-\$375,000
6519 - NON-INVENTORY FUEL	\$0	\$2,200	\$70	\$200	\$200	-90.9%	-\$2,000

Name	FY2023 YTD Actual	FY2024 Budget: Amended	FY2024 YTD Actual	FY2024 Projected	FY2025 Budgeted	FY2024 Budget: Amended vs. FY2025 Budgeted (% Change)	FY2024 Budget: Amended vs. FY2025 Budgeted (\$ Change)
6520 - OFFICE SUPPLIES	\$5,626	\$4,000	\$2,311	\$4,000	\$2,640	-34%	-\$1,360
6523 - MEDICAL SUPPLIES	\$138,905	\$169,000	\$75,968	\$150,000	\$0	-100%	-\$169,000
6529 - NON-INV - SUPPLIES	\$45,829	\$7,763	\$16,428	\$22,500	\$6,300	-18.9%	-\$1,463
6539 - NON INVENTORY REPAIR PARTS	\$3,467	\$5,300	\$851	\$3,000	\$3,000	-43.4%	-\$2,300
6549 - NON-INV MATERIALS	\$0	\$9,500	\$5,476	\$12,000	\$10,500	10.5%	\$1,000
6550 - MINOR EQUIPMENT	\$13,882	\$19,000	\$3,121	\$10,000	\$50,400	165.3%	\$31,400
7470 - TSF TO OTHER	\$0	\$21,775	\$21,775	\$21,800	\$0	-100%	-\$21,775
6501 - FIRE EQUIPMENT/PPE	\$0	\$32,500	\$14,619	\$25,000	\$77,500	138.5%	\$45,000
6502 - FIRE BOOTS/SHOES	\$0	\$9,500	\$1,622	\$9,500	\$6,600	-30.5%	-\$2,900
Total Operating:	\$1,416,216	\$1,497,157	\$516,894	\$1,507,900	\$739,040	-50.6%	-\$758,117
Capital Outlay							
7204 - MACHINERY & EQUIPMENT	\$4,937	\$5,000	\$0	\$5,000	\$5,000	0%	\$0
7214 - BUILDINGS & BUILDING IMPRVMTS	\$0	\$20,000	\$10,000	\$10,000	\$10,000	-50%	-\$10,000
Total Capital Outlay:	\$4,937	\$25,000	\$10,000	\$15,000	\$15,000	-40%	-\$10,000
Total Expense Objects:	\$16,572,503	\$17,162,586	\$7,194,149	\$17,035,616	\$12,209,939	-28.9%	-\$4,952,647

Hydrant Rental Budget 0100-0250

Julie Calmes
Director of Finance

Department/Category: Public Safety
Fund Type: General Fund (Major Fund)

Mission Statement

The pupose of this budget is to account for the portion of Public Fire Protection that is currently being collected through the tax/levy bill rather than through the Utility bill.

Expenditures by Expense Type

Name	FY2023 YTD Actual	FY2024 Budget: Amended	FY2024 YTD Actual	FY2024 Projected	FY2025 Budgeted	FY2024 Budget: Amended vs. FY2025 Budgeted (% Change)	FY2024 Budget: Amended vs. FY2025 Budgeted (\$ Change)
Expense Objects							
Operating							
6442 - HYDRANT RENTAL	\$650,000	\$650,000	\$325,000	\$650,000	\$650,000	0%	\$0
Total Operating:	\$650,000	\$650,000	\$325,000	\$650,000	\$650,000	0%	\$0
Total Expense Objects:	\$650,000	\$650,000	\$325,000	\$650,000	\$650,000	0%	\$0

Police & Fire Commission Budget 0100-0290

Michelle Behnke
Human Resources Manager

Department/Category: Public Safety
Fund Type: General Fund (Major Fund)

Mission Statement

The purpose of this fund is to comply with the requirement of S.S. 62.13, which mandates the establishment of an eligibility list for the appointment of police offices and firefighters

Strategic Plan Goals

- *Provide a safe, secure, and healthy community
- *Enhance the effectiveness of our City government
- *Recruit, retain, engage, develop and recognize employees

2024 Accomplishments

*Continued to effectively recruit talent for police and Fire openings.

2025 Goals

*Continue to evaluate and enhance the recruitment process for Police & Fire.

Expenditures by Expense Type

Name	FY2023 YTD Actual	FY2024 Budget: Amended	FY2024 YTD Actual	FY2024 Projected	FY2025 Budgeted	FY2024 Budget: Amended vs. FY2025 Budgeted (% Change)	FY2024 Budget: Amended vs. FY2025 Budgeted (\$ Change)
Expense Objects							
Operating							
6412 - CONTRACTUAL AGREEMENT PYMNTS	\$34,278	\$50,000	\$20,840	\$36,000	\$45,000	-10%	-\$5,000
6520 - OFFICE SUPPLIES	\$0	\$200	\$0	\$0	\$0	-100%	-\$200
Total Operating:	\$34,278	\$50,200	\$20,840	\$36,000	\$45,000	-10.4%	-\$5,200
Total Expense Objects:	\$34,278	\$50,200	\$20,840	\$36,000	\$45,000	-10.4%	-\$5,200

Public Works Administration 0100-0410

James Rabe

Director of Public Works

Department/Category: Public Works

Fund Type: General Fund (Major Fund)

Mission Statement

To plan, build, maintain, and improve infrastructure and Department of Public Works services for the community.

Strategic Plan Goals

- *Improve and maintain our infrastructure
- *Support economic development
- *Enhance our quality of life services and assets
- *Strengthen our neighborhoods

2024 Accomplishments

- *Reconstructed Waugoo Avenue from North Main Street to Mill Street.
- *Started construction of Sawyer Creek Rural II Detention Basin.
- *Conducted significant public outreach to aid in the development of the water service line database to facilitate development of the public-facing dashboard.
- *Continued implementation of the Strategic Communication Plan, including revamping sections of the Public Works webpages.
- *Completed several structure maintenance and improvement projects at the WWTP, including final clarifier floors, roofing and structural concrete repairs.

2025 Goals

- *Complete final phase of Stringham Watershed storm sewer main line reconstruction.
- *Complete bidding and start construction of ozone generators and liquid oxygen storage replacement at the WFP.
- *Continue developing informational materials and translating residential communication documents into Spanish and Hmong.

Personnel Positions

PUBLIC WORKS ADMINISTRATION 0100-0410			
PERSONNEL POSITIONS			
Position Title	Current Budgeted Employees	Current Actual Employees	2025 Proposed Employees
Director of Public Works	0.60	0.60	0.60
Asst Dir of PW/ Utility General Mgr	0.25	0.25	0.25
Administrative Assistant	1.00	1.00	1.00
TOTAL PERSONNEL	1.85	1.85	1.85

Expenditures by Expense Type

Name	FY2023 YTD Actual	FY2024 Budget: Amended	FY2024 YTD Actual	FY2024 Projected	FY2025 Budgeted	FY2024 Budget: Amended vs. FY2025 Budgeted (% Change)	FY2024 Budget: Amended vs. FY2025 Budgeted (\$ Change)
Expense Objects							
Personnel Services							
6102 - REGULAR PAY	\$189,382	\$195,129	\$90,101	\$193,927	\$201,472	3.3%	\$6,343
6104 - OVERTIME PAY	\$29	\$0	\$0	\$0	\$0	0%	\$0
6302 - FICA - EMPLOYERS SHARE	\$14,297	\$15,037	\$6,643	\$14,562	\$15,414	2.5%	\$377
6304 - WISCONSIN RETIREMENT FUND	\$12,887	\$13,545	\$6,217	\$13,381	\$14,003	3.4%	\$458
6306 - HEALTH INSURANCE	\$14,849	\$31,668	\$15,309	\$33,370	\$33,336	5.3%	\$1,668
6307 - HEALTH INSURANCE ADMIN FEE	\$0	\$0	\$0	\$0	\$1,030	N/A	\$1,030
6308 - DENTAL	\$525	\$434	\$531	\$1,158	\$1,184	172.8%	\$750
6310 - LIFE INSURANCE	\$666	\$513	\$373	\$627	\$533	3.9%	\$20
Total Personnel Services:	\$232,636	\$256,326	\$119,173	\$257,025	\$266,972	4.2%	\$10,646
Operating							
6421 - EMPLOYEE TRAINING/DEVELOPMENT	\$1,776	\$3,000	\$2,055	\$3,000	\$3,000	0%	\$0
6422 - PRFSL LICENSE/MEMERSHIP/BOND	\$1,122	\$1,400	\$934	\$1,400	\$1,400	0%	\$0
6423 - EMPLOYEE ALLOWANCE/REIMBRSMNT	\$961	\$1,200	\$400	\$1,200	\$1,200	0%	\$0
6454 - TELEPHONE / INTERNET SERVC	\$594	\$600	\$288	\$600	\$600	0%	\$0
6520 - OFFICE SUPPLIES	\$1,016	\$1,000	\$72	\$1,000	\$1,000	0%	\$0
6529 - NON-INV - SUPPLIES	\$0	\$200	\$99	\$200	\$200	0%	\$0
Total Operating:	\$5,468	\$7,400	\$3,847	\$7,400	\$7,400	0%	\$0
Total Expense Objects:	\$238,104	\$263,726	\$123,020	\$264,425	\$274,372	4%	\$10,646

Engineering Division 0100-0420

James Rabe
Director of Public Works

Department/Category: Public Works
Fund Type: General Fund (Major Fund)

Mission Statement

To provide cost-effective and quality service for our customers.

Strategic Plan Goals

- *Improve and maintain our infrastructure
- *Support economic development
- *Improve our quality of life assets

2024 Accomplishments

- *Completed design, bidding, and construction of Waugoo Avenue, Cherry Street, Grand Street, West 5th Avenue, West 7th Avenue, Michigan Street, and Iowa Street reconstructs.
- *Completed design, bidding, and construction of Sanitary Sewer and Water Mains on Linden Oaks Drive, Meadowbrook Road, and West 9th Avenue as well as new Water Mains on Prospect Avenue.
- *Completed design, bidding, and construction of Nicolet Avenue Asphalt.

2025 Goals

- *Complete design, bidding, and construction of Bayshore Drive, Bay Street, West 15th Avenue, Central Street, Waugoo Avenue, Michigan Street, and West 11th Avenue reconstructs.
- *Complete design, bidding, and construction of Sanitary Sewer upgrades on Nebraska Street as well as new water mains on Foust Avenue, National Avenue, and Lark Street.
- *Complete the design, bidding, and construction of the new Fernau Avenue road and utility connections from Vinland Street to Jackson Street.
- *Complete and submit the bi-annual city wide PASER street rating survey.

Personnel Positions

ENGINEERING 0100-0420

PERSONNEL POSITIONS

Position Title	Current Budgeted Employees	Current Actual Employees	2025 Proposed Employees
Engineering Mngr./City Engineer	0.50	0.50	0.50
Civil Engineer Supervisor	0.30	0.30	0.30
Constr. Management Supervisor	0.30	0.30	0.30
Principal Civil Engineer *	2.00	0.00	2.00
Principal Civil Engineer LTE	0.00	1.00	0.00
Civil Engineer	1.00	1.00	1.00
Civil Engineer Tech Program Coord	3.00	3.00	3.00
Civil Engineering Tech I (2)	1.34	1.34	1.34
Civil Engineering Tech II (3) *	3.00	3.00	3.00
Civil Engineer Entry Level	0.00	1.00	0.00
Office Assistant	0.70	0.70	0.70
Seasonal Help	Varies	Varies	Varies
TOTAL PERSONNEL	12.14	12.14	12.14

Revenues by Source

Name	FY2023 YTD Actual	FY2024 Budget: Amended	FY2024 YTD Actual	FY2024 Projected	FY2025 Budgeted	FY2024 Budget: Amended vs. FY2025 Budgeted (% Change)	FY2024 Budget: Amended vs. FY2025 Budgeted (\$ Change)
Revenue Source							
Licenses and Permits							
4389 - OTHER INSPECTION SERVICES	\$0	\$0	\$9,092	\$9,100	\$0	0%	\$0
Total Licenses and Permits:	\$0	\$0	\$9,092	\$9,100	\$0	0%	\$0
Charges for Services							
4520 - OTHER GENERAL FEES	\$342	\$5,000	\$325	\$1,000	\$1,000	-80%	-\$4,000
4555 - ENG FEES CHG TO CONSTR FUNDS	\$2,692,953	\$2,100,000	\$0	\$2,000,000	\$2,000,000	-4.8%	-\$100,000
Total Charges for Services:	\$2,693,295	\$2,105,000	\$325	\$2,001,000	\$2,001,000	-4.9%	-\$104,000
Total Revenue Source:	\$2,693,295	\$2,105,000	\$9,417	\$2,010,100	\$2,001,000	-4.9%	-\$104,000

Expenditures by Expense Type

Name	FY2023 YTD Actual	FY2024 Budget: Amended	FY2024 YTD Actual	FY2024 Projected	FY2025 Budgeted	FY2024 Budget: Amended vs. FY2025 Budgeted (% Change)	FY2024 Budget: Amended vs. FY2025 Budgeted (\$ Change)
Expense Objects							
Personnel Services							
6102 - REGULAR PAY	\$784,956	\$759,924	\$369,175	\$798,459	\$853,327	12.3%	\$93,403
6103 - REGULAR PAY - TEMP EMPLOYEE	\$22,291	\$31,500	\$3,589	\$19,989	\$34,194	8.6%	\$2,694
6104 - OVERTIME PAY	\$23,841	\$91,400	\$3,308	\$50,000	\$50,000	-45.3%	-\$41,400
6302 - FICA - EMPLOYERS SHARE	\$60,642	\$71,893	\$26,941	\$64,499	\$71,727	-0.2%	-\$166
6304 - WISCONSIN RETIREMENT FUND	\$54,739	\$62,609	\$24,733	\$57,633	\$62,788	0.3%	\$179
6306 - HEALTH INSURANCE	\$183,730	\$192,468	\$96,486	\$222,224	\$234,137	21.6%	\$41,669
6307 - HEALTH INSURANCE ADMIN FEE	\$0	\$0	\$0	\$0	\$1,030	N/A	\$1,030
6308 - DENTAL	\$9,537	\$8,671	\$4,933	\$11,341	\$12,167	40.3%	\$3,496
6310 - LIFE INSURANCE	\$1,022	\$2,129	\$567	\$1,619	\$2,260	6.2%	\$131
Total Personnel Services:	\$1,140,757	\$1,220,594	\$529,732	\$1,225,763	\$1,321,630	8.3%	\$101,036
Operating							
6401 - PS - ENGINEER/SURVEY/APPRaisal	\$35,938	\$21,178	\$0	\$10,000	\$45,000	112.5%	\$23,823
6411 - ADVERTISING/POSTAGE/PRINTING	\$600	\$0	\$500	\$1,000	\$500	N/A	\$500
6415 - SUBSCRIPTION/LICENSING CNTRCTS	\$390	\$2,400	\$206	\$500	\$500	-79.2%	-\$1,900
6416 - PREVENTATIVE MNCT CONTRACTS	\$0	\$300	\$0	\$0	\$0	-100%	-\$300
6417 - 3RD PARTY CONTRACTED SERVICE	\$9,870	\$60,000	\$3,414	\$65,000	\$20,000	-66.7%	-\$40,000
6421 - EMPLOYEE TRAINING/DEVELOPMENT	\$8,404	\$9,000	\$3,318	\$9,000	\$9,500	5.6%	\$500
6422 - PRFSL LICENSE/MEMBERSHIP/BOND	\$944	\$1,000	\$0	\$1,000	\$1,000	0%	\$0
6423 - EMPLOYEE ALLOWANCE/REIMBRSMNT	\$1,743	\$2,400	\$207	\$2,400	\$2,400	0%	\$0
6433 - INTERFUND CHARGE BACKS	\$12,794	\$14,600	\$2,838	\$14,600	\$14,600	0%	\$0
6443 - LEASE EXPENSE	\$4,957	\$4,500	\$2,595	\$5,600	\$5,600	24.4%	\$1,100
6454 - TELEPHONE / INTERNET SERVC	\$8,602	\$8,400	\$3,745	\$8,800	\$8,800	4.8%	\$400
6520 - OFFICE SUPPLIES	\$4,619	\$4,200	\$1,786	\$4,400	\$4,400	4.8%	\$200
6529 - NON-INV - SUPPLIES	\$5,282	\$9,400	\$3,749	\$9,400	\$9,400	0%	\$0
6550 - MINOR EQUIPMENT	\$0	\$1,500	\$0	\$1,000	\$1,500	0%	\$0
Total Operating:	\$94,142	\$138,878	\$22,359	\$132,700	\$123,200	-11.3%	-\$15,677
Capital Outlay							
7204 - MACHINERY & EQUIPMENT	\$34,201	\$35,000	\$0	\$35,000	\$0	-100%	-\$35,000

Name	FY2023 YTD Actual	FY2024 Budget: Amended	FY2024 YTD Actual	FY2024 Projected	FY2025 Budgeted	FY2024 Budget: Amended vs. FY2025 Budgeted (% Change)	FY2024 Budget: Amended vs. FY2025 Budgeted (\$ Change)
Total Capital Outlay:	\$34,201	\$35,000	\$0	\$35,000	\$0	-100%	-\$35,000
Total Expense Objects:	\$1,269,100	\$1,394,472	\$552,091	\$1,393,463	\$1,444,830	3.6%	\$50,359

Street Division 0100-0430

James Rabe
Director of Public Works

Department/Category: Public Works
Fund Type: General Fund (Major Fund)

Mission Statement

To plan and implement maintenance and repairs of streets and sewers to insure they remain in a safe and serviceable condition.

Strategic Plan Goals

*Improve and maintain infrastructure

2024 Accomplishments

*Provided assistance to numerous city departments including: RDA, Sign/Electric, Parks, Transit, Museum, Water, Wastewater.

*Completed Street Division reorganization and restructuring.

*Demolition of Beach Building in Menominee Park.

*Paved walking trails in Menominee Park, South Park, and Rusch Park.

2025 Goals

*Continue to assist DPW Divisions and other city departments as needed.

*Continue to provide efficient snow and ice removal.

Personnel Positions

STREET DIVISION 0100-0430

PERSONNEL POSITIONS

Position Title	Current Budgeted Employees	Current Actual Employees	2025 Proposed Employees
Field Operations Manager - PW	0.35	0.35	0.35
Street Manager - PW	0.50	1.00	1.00
PW Street Division Supervisor (2)	0.50	0.00	0.00
Office Assistant - 80 hour	0.50	0.50	0.50
TOTAL PERSONNEL	1.85	1.85	1.85

Revenues by Source

Name	FY2023 YTD Actual	FY2024 Budget: Amended	FY2024 YTD Actual	FY2024 Projected	FY2025 Budgeted	FY2024 Budget: Amended vs. FY2025 Budgeted (% Change)	FY2024 Budget: Amended vs. FY2025 Budgeted (\$ Change)
Revenue Source							
Charges for Services							
4525 - STREET SPEC EVENT REVENUE	\$7,112	\$8,000	\$2,629	\$8,200	\$8,500	6.3%	\$500
Total Charges for Services:	\$7,112	\$8,000	\$2,629	\$8,200	\$8,500	6.3%	\$500
Total Revenue Source:	\$7,112	\$8,000	\$2,629	\$8,200	\$8,500	6.3%	\$500

Expenditures by Expense Type

Name	FY2023 YTD Actual	FY2024 Budget: Amended	FY2024 YTD Actual	FY2024 Projected	FY2025 Budgeted	FY2024 Budget: Amended vs. FY2025 Budgeted (% Change)	FY2024 Budget: Amended vs. FY2025 Budgeted (\$ Change)
Expense Objects							
Personnel Services							
6102 - REGULAR PAY	\$183,417	\$115,788	\$41,989	\$116,456	\$175,666	51.7%	\$59,878
6103 - REGULAR PAY - TEMP EMPLOYEE	\$0	\$13,700	\$0	\$7,125	\$14,856	8.4%	\$1,156
6302 - FICA - EMPLOYERS SHARE	\$13,459	\$9,977	\$3,097	\$10,517	\$14,577	46.1%	\$4,600
6304 - WISCONSIN RETIREMENT FUND	\$11,620	\$8,035	\$2,897	\$9,115	\$12,210	52%	\$4,175
6306 - HEALTH INSURANCE	\$44,043	\$27,219	\$9,511	\$31,195	\$40,233	47.8%	\$13,014
6307 - HEALTH INSURANCE ADMIN FEE	\$0	\$0	\$0	\$0	\$1,030	N/A	\$1,030
6308 - DENTAL	\$2,284	\$1,339	\$457	\$1,547	\$2,066	54.3%	\$727
6310 - LIFE INSURANCE	\$410	\$303	\$131	\$352	\$465	53.5%	\$162
Total Personnel Services:	\$255,234	\$176,361	\$58,082	\$176,307	\$261,103	48.1%	\$84,742
Operating							
6401 - PS - ENGINEER/SURVEY/APPRaisal	\$6,217	\$0	\$0	\$0	\$0	0%	\$0
6411 - ADVERTISING/POSTAGE/PRINTING	\$0	\$0	\$95	\$100	\$0	0%	\$0
6416 - PREVENTATIVE MNTC CONTRACTS	\$101	\$500	\$4,360	\$500	\$4,500	800%	\$4,000
6417 - 3RD PARTY CONTRACTED SERVICE	\$70,805	\$75,000	\$24,136	\$71,000	\$100,000	33.3%	\$25,000
6418 - UNIFORM LAUNDRY/RUGS/CLEANING	\$1,813	\$1,900	\$994	\$1,900	\$2,000	5.3%	\$100
6421 - EMPLOYEE TRAINING/DEVELOPMENT	\$3,479	\$3,000	\$1,544	\$3,000	\$4,500	50%	\$1,500
6422 - PRFSL LICENSE/MEMERSHIP/BOND	\$148	\$200	\$0	\$0	\$200	0%	\$0
6423 - EMPLOYEE ALLOWANCE/REIMBRSMNT	\$5,459	\$9,400	\$2,376	\$3,500	\$6,000	-36.2%	-\$3,400
6433 - INTERFUND CHARGE BACKS	\$1,943,550	\$2,596,400	\$892,872	\$2,200,000	\$2,596,000	0%	-\$400
6441 - RENTAL EXPENSE	\$0	\$700	\$0	\$0	\$0	-100%	-\$700
6443 - LEASE EXPENSE	\$237	\$100	\$103	\$300	\$300	200%	\$200
6452 - LICENSE & PERMITS	\$0	\$600	\$0	\$0	\$0	-100%	-\$600
6454 - TELEPHONE / INTERNET SERVC	\$13,558	\$12,600	\$6,686	\$13,500	\$14,000	11.1%	\$1,400
6520 - OFFICE SUPPLIES	\$604	\$1,500	\$429	\$1,500	\$1,500	0%	\$0
6529 - NON-INV - SUPPLIES	\$213	\$0	\$5,349	\$9,500	\$11,500	N/A	\$11,500
6531 - EAM INV EXP - CASTINGS 1510	\$29,896	\$0	\$0	\$0	\$0	0%	\$0
6539 - NON INVENTORY REPAIR PARTS	\$490	\$0	\$2,548	\$4,000	\$5,000	N/A	\$5,000
6543 - ROAD SALT	\$297,147	\$300,000	\$227,367	\$228,000	\$265,000	-11.7%	-\$35,000

Name	FY2023 YTD Actual	FY2024 Budget: Amended	FY2024 YTD Actual	FY2024 Projected	FY2025 Budgeted	FY2024 Budget: Amended vs. FY2025 Budgeted (% Change)	FY2024 Budget: Amended vs. FY2025 Budgeted (\$ Change)
6550 - MINOR EQUIPMENT	\$5,164	\$5,800	\$2,651	\$6,100	\$9,500	63.8%	\$3,700
Total Operating:	\$2,378,880	\$3,007,700	\$1,171,509	\$2,542,900	\$3,020,000	0.4%	\$12,300
Total Expense Objects:	\$2,634,114	\$3,184,061	\$1,229,591	\$2,719,207	\$3,281,103	3%	\$97,042

Central Garage Division 0100-0450

Dylan Rollo

Public Works Mechanics Manager

Department/Category: Public Works

Fund Type: General Fund (Major Fund)

Mission Statement

To provide support services to meet the operational requirements of the Department of Public Works and other City Departments.

Strategic Plan Goals

Improve and maintain our infrastructure of City equipment

2024 Accomplishments

*Improved preventative maintenance/minimize unscheduled downtime.

*Purchase the remaining vehicles/equipment approved for purchase in 2024.

*Rewrite vehicle specifications to streamline the process and limit the total number of make/models to better supply parts and service knowledge.

2025 Goals

*Continue to improve the quality of our fleet through preventative maintenance.

*Develop personnel through numerous types of training on equipment and equipment systems individually.

*Purchase vehicles and equipment that are approved in the 2025 CIP.

Personnel Positions

CENTRAL GARAGE DIVISION 0100-0450

PERSONNEL POSITIONS

Position Title	Current Budgeted Employees	Current Actual Employees	2025 Proposed Employees
Mechanic Manager - PW	1.00	1.00	1.00
Field Operations Manager - PW	0.35	0.35	0.35
TOTAL PERSONNEL	1.35	1.35	1.35

Revenues by Source

Name	FY2023 YTD Actual	FY2024 Budget: Amended	FY2024 YTD Actual	FY2024 Projected	FY2025 Budgeted	FY2024 Budget: Amended vs. FY2025 Budgeted (% Change)	FY2024 Budget: Amended vs. FY2025 Budgeted (\$ Change)
Revenue Source							
Miscellaneous Income							
4972 - MISCELLANEOUS REVENUE	\$248	\$400	\$205	\$250	\$300	-25%	-\$100
Total Miscellaneous Income:	\$248	\$400	\$205	\$250	\$300	-25%	-\$100
Total Revenue Source:	\$248	\$400	\$205	\$250	\$300	-25%	-\$100

Expenditures by Expense Type

Name	FY2023 YTD Actual	FY2024 Budget: Amended	FY2024 YTD Actual	FY2024 Projected	FY2025 Budgeted	FY2024 Budget: Amended vs. FY2025 Budgeted (% Change)	FY2024 Budget: Amended vs. FY2025 Budgeted (\$ Change)
Expense Objects							
Personnel Services							
6102 - REGULAR PAY	\$83,143	\$117,135	\$33,070	\$93,631	\$125,787	7.4%	\$8,652
6302 - FICA - EMPLOYERS SHARE	\$5,926	\$9,989	\$2,406	\$7,039	\$9,624	-3.7%	-\$365
6304 - WISCONSIN RETIREMENT FUND	\$5,615	\$9,010	\$2,289	\$6,467	\$8,743	-3%	-\$267
6306 - HEALTH INSURANCE	\$24,330	\$35,000	\$8,725	\$26,289	\$35,066	0.2%	\$66
6307 - HEALTH INSURANCE ADMIN FEE	\$0	\$0	\$0	\$0	\$1,030	N/A	\$1,030
6308 - DENTAL	\$1,313	\$1,843	\$455	\$1,377	\$1,883	2.2%	\$40
6310 - LIFE INSURANCE	\$119	\$342	\$39	\$198	\$333	-2.6%	-\$9
Total Personnel Services:	\$120,445	\$173,319	\$46,984	\$135,001	\$182,466	5.3%	\$9,147
Operating							
6412 - CONTRACTUAL AGREEMENT PYMNTS	\$0	\$0	\$1,300	\$0	\$0	0%	\$0

Name	FY2023 YTD Actual	FY2024 Budget: Amended	FY2024 YTD Actual	FY2024 Projected	FY2025 Budgeted	FY2024 Budget: Amended vs. FY2025 Budgeted (% Change)	FY2024 Budget: Amended vs. FY2025 Budgeted (\$ Change)
6415 - SUBSCRIPTION/LICENSING CNTRCTS	\$2,454	\$1,200	\$560	\$1,300	\$2,500	108.3%	\$1,300
6416 - PREVENTATIVE MNTC CONTRACTS	\$11,350	\$12,353	\$6,058	\$13,000	\$11,000	-11%	-\$1,353
6417 - 3RD PARTY CONTRACTED SERVICE	\$58,984	\$29,000	\$8,981	\$60,000	\$32,500	12.1%	\$3,500
6418 - UNIFORM LAUNDRY/RUGS/CLEANING	\$18,067	\$18,200	\$2,477	\$8,000	\$11,500	-36.8%	-\$6,700
6421 - EMPLOYEE TRAINING/DEVELOPMENT	\$4,663	\$9,000	\$1,500	\$6,000	\$8,500	-5.6%	-\$500
6423 - EMPLOYEE ALLOWANCE/REIMBRSMNT	\$295	\$2,500	\$100	\$1,000	\$2,500	0%	\$0
6433 - INTERFUND CHARGE BACKS	\$63,147	\$125,750	\$11,162	\$100,000	\$125,000	-0.6%	-\$750
6441 - RENTAL EXPENSE	\$2,431	\$4,700	\$1,415	\$3,000	\$4,700	0%	\$0
6443 - LEASE EXPENSE	\$530	\$2,400	\$732	\$1,800	\$2,400	0%	\$0
6452 - LICENSE & PERMITS	\$592	\$1,300	\$593	\$1,000	\$1,300	0%	\$0
6454 - TELEPHONE / INTERNET SERVC	\$2,160	\$2,700	\$209	\$2,200	\$2,700	0%	\$0
6455 - UTILITY EXPENSE	\$183,096	\$182,800	\$66,605	\$165,100	\$177,000	-3.2%	-\$5,800
6519 - NON-INVENTORY FUEL	\$0	\$0	\$161	\$0	\$0	0%	\$0
6520 - OFFICE SUPPLIES	\$1,036	\$2,100	\$577	\$1,500	\$2,500	19%	\$400
6529 - NON-INV - SUPPLIES	\$39,343	\$52,002	\$16,210	\$48,000	\$50,000	-3.8%	-\$2,002
6539 - NON INVENTORY REPAIR PARTS	\$1,923	\$12,780	\$994	\$9,000	\$11,000	-13.9%	-\$1,780
6550 - MINOR EQUIPMENT	\$9,531	\$27,850	\$25,084	\$31,500	\$16,500	-40.8%	-\$11,350
Total Operating:	\$399,603	\$486,634	\$144,720	\$452,400	\$461,600	-5.1%	-\$25,034
Total Expense Objects:	\$520,048	\$659,953	\$191,703	\$587,401	\$644,066	-2.4%	-\$15,887

Parks Department 0100-0610

Ray Maurer
Director of Parks

Fund Type: General Fund (Major Fund)
Category: Culture & Recreation

Mission Statement

The City of Oshkosh seeks to provide a park and recreation system that will meet the needs of our current residents and future generations, preserve and protect the City's open space, water, historical and natural resources, and provide a park and recreation program that is designed to enhance the City's quality of life.

Strategic Plan Goals

- *Improve and maintain our infrastructure
- *Strengthen our neighborhoods
- *Enhance our quality of life services and assets

2024 Accomplishments

- *Replaced playground equipment at 44th Parallel Park and installed rubber safety surfacing.
- *Completed Pratt Trail reconstruction in Menominee Park.
- *Completed the parking lot and trail on the west side of Lakeshore Park.
- *Completed the update of the Comprehensive Outdoor Recreation Plan (CORP).
- *Completed construction of the western trail connection in Rusch Park.

2025 Goals

- *Renovate 44th Parallel Park tennis courts and add pickleball courts.
- *Replace playground equipment and surfacing at Stevens Park.
- *Resurface the tennis and basketball courts at Stevens Park.
- *Install new Electronic Messaging Centers at South Park, Menominee Park and Leach Ampitheater.

Personnel Positions

PARKS 0100-0610

PERSONNEL POSITIONS

Position Title	Current Budgeted Employees	Current Actual Employees	2025 Proposed Employees
Director of Parks	1.00	1.00	1.00
Assistant Director of Parks	1.00	1.00	1.00
Park Revenue Facilities Manager	0.64	0.64	0.64
Parks Trades Technician	7.00	7.00	7.00
Lead Parks Maintenance Worker	1.00	1.00	1.00
Zoo Specialist	3.00	3.00	3.00
Parks Maintenance Worker	3.00	3.00	4.00
Fleet & Equipment Mechanic	1.00	1.00	1.00
Administrative Assistant	1.00	1.00	1.00
Marketing/Fund Devel Coord	0.27	0.27	0.27
Seasonal Help (FTE)	varies	varies	varies
TOTAL PERSONNEL	18.91	18.91	19.91

Revenues by Source

Name	FY2023 YTD Actual	FY2024 Budget: Amended	FY2024 YTD Actual	FY2024 Projected	FY2025 Budgeted	FY2024 Budget: Amended vs. FY2025 Budgeted (% Change)	FY2024 Budget: Amended vs. FY2025 Budgeted (\$ Change)
Revenue Source							
Intergovernmental							
4263 - SUBRECIPIENT GRANT	\$8,782	\$2,500	\$0	\$0	\$5,000	100%	\$2,500
Total Intergovernmental:	\$8,782	\$2,500	\$0	\$0	\$5,000	100%	\$2,500
Charges for Services							
4527 - PARKS SPEC EVENT REVENUE	\$139	\$200	\$0	\$0	\$100	-50%	-\$100
4572 - PARK FACILITY RENTALS	\$31,393	\$75,000	\$52,841	\$73,000	\$100,000	33.3%	\$25,000
Total Charges for Services:	\$31,532	\$75,200	\$52,841	\$73,000	\$100,100	33.1%	\$24,900
Miscellaneous Income							
4952 - GIFTS & DONATIONS	\$0	\$0	\$1,350	\$1,600	\$0	0%	\$0
4972 - MISCELLANEOUS REVENUE	\$10,181	\$500	\$414	\$500	\$500	0%	\$0
Total Miscellaneous Income:	\$10,181	\$500	\$1,764	\$2,100	\$500	0%	\$0
Total Revenue Source:	\$50,494	\$78,200	\$54,605	\$75,100	\$105,600	35%	\$27,400

Expenditures by Expense Type

Name	FY2023 YTD Actual	FY2024 Budget: Amended	FY2024 YTD Actual	FY2024 Projected	FY2025 Budgeted	FY2024 Budget: Amended vs. FY2025 Budgeted (% Change)	FY2024 Budget: Amended vs. FY2025 Budgeted (\$ Change)
Expense Objects							
Personnel Services							
6102 - REGULAR PAY	\$1,050,341	\$1,300,623	\$574,588	\$1,256,535	\$1,382,699	2.3%	\$82,076
6103 - REGULAR PAY - TEMP EMPLOYEE	\$75,104	\$102,500	\$33,196	\$102,500	\$101,131	8.4%	-\$1,369
6104 - OVERTIME PAY	\$14,633	\$5,500	\$4,173	\$12,000	\$12,000	118.2%	\$6,500
6302 - FICA - EMPLOYERS SHARE	\$84,371	\$108,572	\$45,309	\$101,643	\$114,441	2.4%	\$5,869
6304 - WISCONSIN RETIREMENT FUND	\$72,080	\$90,743	\$39,527	\$86,783	\$96,940	2.8%	\$6,197
6306 - HEALTH INSURANCE	\$225,945	\$279,715	\$117,137	\$267,136	\$316,773	4%	\$37,058
6307 - HEALTH INSURANCE ADMIN FEE	\$0	\$0	\$0	\$0	\$1,030	N/A	\$1,030
6308 - DENTAL	\$7,997	\$10,238	\$4,339	\$10,080	\$12,783	9%	\$2,545
6310 - LIFE INSURANCE	\$3,147	\$3,434	\$1,807	\$3,492	\$3,662	2.6%	\$228
Total Personnel Services:	\$1,533,617	\$1,901,325	\$820,076	\$1,840,170	\$2,041,459	3.3%	\$140,134
Operating							
6411 - ADVERTISING/POSTAGE/PRINTING	\$448	\$1,000	\$607	\$1,000	\$1,000	0%	\$0
6412 - CONTRACTUAL AGREEMENT PYMNTS	\$13,099	\$18,000	\$5,422	\$15,000	\$18,000	0%	\$0
6415 - SUBSCRIPTION/LICENSING CNTRCTS	\$208	\$200	\$263	\$400	\$900	350%	\$700
6416 - PREVENTATIVE MNCT CONTRACTS	\$4,942	\$8,000	\$2,226	\$5,000	\$8,000	0%	\$0
6417 - 3RD PARTY CONTRACTED SERVICE	\$22,723	\$114,925	\$23,088	\$100,000	\$80,000	-30.4%	-\$34,925
6418 - UNIFORM LAUNDRY/RUGS/CLEANING	\$671	\$1,600	\$349	\$1,200	\$1,600	0%	\$0
6421 - EMPLOYEE TRAINING/DEVELOPMENT	\$5,715	\$8,094	\$4,545	\$7,000	\$7,000	-13.5%	-\$1,094
6422 - PRFSL LICENSE/MEMERSHIP/BOND	\$1,336	\$1,300	\$415	\$1,400	\$1,400	7.7%	\$100
6423 - EMPLOYEE ALLOWANCE/REIMBRSMNT	\$1,829	\$3,500	\$674	\$2,500	\$2,500	-28.6%	-\$1,000
6433 - INTERFUND CHARGE BACKS	\$106,365	\$156,100	\$36,079	\$156,100	\$156,100	0%	\$0
6441 - RENTAL EXPENSE	\$7,858	\$3,500	\$1,859	\$6,000	\$6,000	71.4%	\$2,500
6443 - LEASE EXPENSE	\$2,144	\$2,400	\$1,775	\$4,000	\$4,000	66.7%	\$1,600
6452 - LICENSE & PERMITS	\$176	\$1,000	\$307	\$500	\$500	-50%	-\$500
6454 - TELEPHONE / INTERNET SERVC	\$2,446	\$2,600	\$1,702	\$4,500	\$4,500	73.1%	\$1,900
6455 - UTILITY EXPENSE	\$261,155	\$340,000	\$143,522	\$335,000	\$360,000	5.9%	\$20,000
6465 - BANK FEES	\$14,279	\$7,000	\$5,824	\$18,000	\$15,000	114.3%	\$8,000
6519 - NON-INVENTORY FUEL	\$5,640	\$9,800	\$1,263	\$6,000	\$7,000	-28.6%	-\$2,800

Name	FY2023 YTD Actual	FY2024 Budget: Amended	FY2024 YTD Actual	FY2024 Projected	FY2025 Budgeted	FY2024 Budget: Amended vs. FY2025 Budgeted (% Change)	FY2024 Budget: Amended vs. FY2025 Budgeted (\$ Change)
6520 - OFFICE SUPPLIES	\$3,983	\$5,300	\$960	\$2,500	\$5,000	-5.7%	-\$300
6529 - NON-INV - SUPPLIES	\$114,417	\$160,000	\$74,864	\$160,000	\$180,000	12.5%	\$20,000
6539 - NON INVENTORY REPAIR PARTS	\$67,620	\$50,000	\$33,348	\$55,000	\$55,000	10%	\$5,000
6550 - MINOR EQUIPMENT	\$10,015	\$9,500	\$9,459	\$18,000	\$17,500	84.2%	\$8,000
Total Operating:	\$647,066	\$903,819	\$348,550	\$899,100	\$931,000	3%	\$27,181
Capital Outlay							
7204 - MACHINERY & EQUIPMENT	\$0	\$8,000	\$0	\$0	\$0	-100%	-\$8,000
Total Capital Outlay:	\$0	\$8,000	\$0	\$0	\$0	-100%	-\$8,000
Total Expense Objects:	\$2,180,684	\$2,813,144	\$1,168,626	\$2,739,270	\$2,972,459	2.9%	\$159,315

Forestry Division 0100-0620

Travis Derks

Landscape Operations Manager

Department: Parks Department
Fund Type: General Fund (Major Fund)
Category: Culture & Recreation

Mission Statement

The City of Oshkosh seeks to provide a park and recreation system that will meet the needs of our current residents and future generations, preserve and protect the City's open space, water, historical and natural resources, and provide a park and recreation program that is designed to enhance the City's quality of life.

Strategic Plan Goals

- *Improve and maintain our infrastructure
- *Strengthen our neighborhoods
- *Enhance our quality of life services and assets

2024 Accomplishments

- *Planted 150 trees of 24 different species in the terraces and parks throughout the City of Oshkosh.
- *Continued to work with the Neighborhood Associations to beautify neighborhood parks and green spaces.
- *Pruned over 2,000 trees as part of our annual winter program to prune 1/5th of city terrace trees.
- *Continued to collaborate with the Oshkosh North High School Communities Class to beautify North High Conservancy/Akan Acres and promote urban forestry to the students. This year, a group of students held an Arbor Day Celebration to help them achieve their goal of having Oshkosh North recognized as an Arbor Day Foundation "Tree Campus USA K-12" school.

2025 Goals

- *Prune 1/5th of the city terrace trees as part of the annual winter pruning program.
- *Continue to grow a resilient and robust urban forest throughout the City of Oshkosh by planting diverse species.
- *Continue to collaborate with community groups and neighborhood associations on ways to promote trees and urban forestry.

Personnel Positions

FORESTRY 0100-0620

PERSONNEL POSITIONS

Position Title	Current Budgeted Employees	Current Actual Employees	2025 Proposed Employees
Landscape Oper Grounds Spec	1.00	1.00	1.00
Arborist	3.00	3.00	3.00
Horticulturist	2.00	2.00	2.00
Seasonal Help	varies	varies	varies
TOTAL PERSONNEL	6.00	6.00	6.00

Revenues by Source

Name	FY2023 YTD Actual	FY2024 Budget: Amended	FY2024 YTD Actual	FY2024 Projected	FY2025 Budgeted	FY2024 Budget: Amended vs. FY2025 Budgeted (% Change)	FY2024 Budget: Amended vs. FY2025 Budgeted (\$ Change)
Revenue Source							
Intergovernmental							
4263 - SUBRECIPIENT GRANT	\$0	\$0	\$0	\$50,000	\$0	0%	\$0
Total Intergovernmental:	\$0	\$0	\$0	\$50,000	\$0	0%	\$0
Miscellaneous Income							
4952 - GIFTS & DONATIONS	\$6,500	\$75,000	\$1,060	\$82,000	\$82,000	9.3%	\$7,000
Total Miscellaneous Income:	\$6,500	\$75,000	\$1,060	\$82,000	\$82,000	9.3%	\$7,000
Total Revenue Source:	\$6,500	\$75,000	\$1,060	\$132,000	\$82,000	9.3%	\$7,000

Expenditures by Expense Type

Name	FY2023 YTD Actual	FY2024 Budget: Amended	FY2024 YTD Actual	FY2024 Projected	FY2025 Budgeted	FY2024 Budget: Amended vs. FY2025 Budgeted (% Change)	FY2024 Budget: Amended vs. FY2025 Budgeted (\$ Change)
Expense Objects							
Personnel Services							
6102 - REGULAR PAY	\$273,719	\$382,201	\$148,717	\$346,059	\$391,070	2.3%	\$8,869
6103 - REGULAR PAY - TEMP EMPLOYEE	\$3,671	\$8,000	\$648	\$4,300	\$8,653	8.2%	\$653
6104 - OVERTIME PAY	\$4,710	\$1,000	\$0	\$3,500	\$3,500	250%	\$2,500
6302 - FICA - EMPLOYERS SHARE	\$20,726	\$30,150	\$10,885	\$26,308	\$30,850	2.3%	\$700
6304 - WISCONSIN RETIREMENT FUND	\$18,983	\$26,626	\$10,268	\$23,921	\$27,426	3%	\$800
6306 - HEALTH INSURANCE	\$74,518	\$82,780	\$40,146	\$99,976	\$98,813	19.4%	\$16,033
6307 - HEALTH INSURANCE ADMIN FEE	\$0	\$0	\$0	\$0	\$1,030	N/A	\$1,030
6308 - DENTAL	\$3,507	\$5,544	\$1,747	\$4,438	\$4,260	-23.2%	-\$1,284
6310 - LIFE INSURANCE	\$384	\$1,006	\$228	\$722	\$1,034	2.8%	\$28
Total Personnel Services:	\$400,218	\$537,307	\$212,640	\$509,224	\$566,636	5.5%	\$29,329
Operating							
6411 - ADVERTISING/POSTAGE/PRINTING	\$26	\$200	\$10	\$100	\$100	-50%	-\$100
6417 - 3RD PARTY CONTRACTED SERVICE	\$7,004	\$8,600	\$830	\$8,600	\$8,600	0%	\$0
6421 - EMPLOYEE TRAINING/DEVELOPMENT	\$2,585	\$4,000	\$1,967	\$2,500	\$4,000	0%	\$0
6422 - PRFSL LICENSE/MEMBERSHIP/BOND	\$1,020	\$1,500	\$1,053	\$1,100	\$1,500	0%	\$0
6423 - EMPLOYEE ALLOWANCE/REIMBRSMNT	\$668	\$2,300	\$100	\$1,000	\$2,300	0%	\$0
6433 - INTERFUND CHARGE BACKS	\$24,764	\$27,400	\$9,156	\$27,400	\$29,600	8%	\$2,200
6519 - NON-INVENTORY FUEL	\$0	\$1,000	\$0	\$0	\$0	-100%	-\$1,000
6520 - OFFICE SUPPLIES	\$0	\$200	\$0	\$0	\$100	-50%	-\$100
6529 - NON-INV - SUPPLIES	\$55,055	\$60,000	\$38,560	\$60,000	\$60,000	0%	\$0
6539 - NON INVENTORY REPAIR PARTS	\$2,061	\$2,500	\$768	\$2,500	\$2,500	0%	\$0
6550 - MINOR EQUIPMENT	\$1,631	\$2,000	\$0	\$2,000	\$2,000	0%	\$0
Total Operating:	\$94,813	\$109,700	\$52,443	\$105,200	\$110,700	0.9%	\$1,000
Total Expense Objects:	\$495,031	\$647,007	\$265,083	\$614,424	\$677,336	4.7%	\$30,329

Assessor Division 0100-0080

Kelly Nieforth

Director of Community Development

Department: Community Development Department

Fund Type: General Fund (Major Fund)

Category: Conservation & Development

Mission Statement

The Assessor office complies with the State of Wisconsin Statutes. Wisconsin Statutes direct assessors to discover, list, and value all non-manufacturing, taxable, real and personal property within the City of Oshkosh from actual view or from the best information the assessor can practicably obtain. Continual updating of parcel information provides reliable information to the public, other city departments, and the data needed for fair and equitable property valuation.

Strategic Plan Goals

*Enhance and promote a culture of neighborhood

2024 Accomplishments

- *Increased public relations activity for the 2024 citywide property revaluation including City Manager newsletter articles and video updates, and features in multiple news outlets. Increased public exposure of the work of the Assessor's office through hallway board publications, brochures sent with the 2023 property tax bills, insert sent with the 2024 notices of changed assessment, and an updated website including videos in English, Spanish, and Hmong explaining the revaluation process.
- *Sent over 19,000 notices of changed assessment to residential property owners and approximately 2,000 notices of changed assessment to commercial property owners for the revaluation process. Commercial assessment services are provided by Tyler Technologies Inc. It held an eight-week open book period with over 1,500 combined property owner interactions and three-days of Board of Review to accommodate the eleven formal residential appeals and one formal commercial appeal.
- *Utilized extensive data collection and fieldwork inspections of maintenance years including permit reviews, sale reviews, and neighborhood reviews to assist with citywide revaluation value updates.

2025 Goals

- *Modernize the division with higher use of the existing technology, planning for the use of electronic tablets for field work for automatic electronic document creation versus paper files, implement the use of QR codes, and reducing the use of paper where possible.
- *Streamlining systems and workflows with other stakeholders to ensure clear communication of changes and accountability for improved data management.
- *Collaborate with other Community Development Department divisions on improving the customer experience for property owners and other stakeholders for a more efficient service flow; collaborative efforts to include streamlined data collection and communication between divisions.

Personnel Positions

ASSESSOR 0100-0080

PERSONNEL POSITIONS

Position Title	Current Budgeted Employees	Current Actual Employees	2025 Proposed Employees
City Assessor	1.00	1.00	1.00
Property Appraiser	3.00	3.00	3.00
Office Assistant	1.00	1.00	0.50
Assessment Tech	1.00	1.00	1.00
TOTAL PERSONNEL	6.00	6.00	5.50

Revenues by Source

Name	FY2023 YTD Actual	FY2024 Budget: Amended	FY2024 YTD Actual	FY2024 Projected	FY2025 Budgeted	FY2024 Budget: Amended vs. FY2025 Budgeted (% Change)	FY2024 Budget: Amended vs. FY2025 Budgeted (\$ Change)
Revenue Source							
Charges for Services							
4518 - ASSESSOR FEES	\$154,398	\$140,000	\$84,987	\$155,000	\$150,000	7.1%	\$10,000
Total Charges for Services:	\$154,398	\$140,000	\$84,987	\$155,000	\$150,000	7.1%	\$10,000
Total Revenue Source:	\$154,398	\$140,000	\$84,987	\$155,000	\$150,000	7.1%	\$10,000

Expenditures by Expense Type

Name	FY2023 YTD Actual	FY2024 Budget: Amended	FY2024 YTD Actual	FY2024 Projected	FY2025 Budgeted	FY2024 Budget: Amended vs. FY2025 Budgeted (% Change)	FY2024 Budget: Amended vs. FY2025 Budgeted (\$ Change)
Expense Objects							
Personnel Services							
6102 - REGULAR PAY	\$304,413	\$381,456	\$154,194	\$349,485	\$353,874	-7.2%	-\$27,582
6104 - OVERTIME PAY	\$0	\$20,000	\$0	\$10,000	\$10,425	-47.9%	-\$9,575
6302 - FICA - EMPLOYERS SHARE	\$22,135	\$31,259	\$11,239	\$26,888	\$27,872	-10.8%	-\$3,387
6304 - WISCONSIN RETIREMENT FUND	\$20,499	\$27,862	\$10,639	\$24,804	\$25,321	-9.1%	-\$2,541
6306 - HEALTH INSURANCE	\$81,792	\$96,054	\$45,288	\$112,393	\$109,093	13.6%	\$13,039
6307 - HEALTH INSURANCE ADMIN FEE	\$0	\$0	\$0	\$0	\$1,030	N/A	\$1,030
6308 - DENTAL	\$3,665	\$4,536	\$1,785	\$4,577	\$5,290	14.2%	\$645
6310 - LIFE INSURANCE	\$1,238	\$1,000	\$540	\$1,023	\$937	-6.3%	-\$63
Total Personnel Services:	\$433,742	\$562,167	\$223,686	\$529,170	\$533,842	-5.1%	-\$28,434
Operating							
6401 - PS - ENGINEER/SURVEY/APPRaisal	\$51,900	\$65,000	\$2,559	\$53,100	\$65,000	0%	\$0
6404 - PS - MISC CONSULTING / STUDIES	\$150	\$9,000	\$0	\$1,245	\$6,000	-33.3%	-\$3,000
6412 - CONTRACTUAL AGREEMENT PYMNTS	\$19,379	\$24,000	\$18,487	\$18,500	\$22,800	-5%	-\$1,200
6415 - SUBSCRIPTION/LICENSING CNTRCTS	\$0	\$5,000	\$0	\$5,000	\$5,000	0%	\$0
6417 - 3RD PARTY CONTRACTED SERVICE	\$92,363	\$71,838	\$51,313	\$71,900	\$285,000	296.7%	\$213,163
6421 - EMPLOYEE TRAINING/DEVELOPMENT	\$2,768	\$3,600	\$15	\$1,000	\$3,600	0%	\$0
6422 - PRFSL LICENSE/MEMBERSHIP/BOND	\$916	\$1,500	\$480	\$1,100	\$1,100	-26.7%	-\$400
6423 - EMPLOYEE ALLOWANCE/REIMBRSMNT	\$2,262	\$4,500	\$844	\$2,800	\$4,000	-11.1%	-\$500
6443 - LEASE EXPENSE	\$1,224	\$2,000	\$913	\$2,000	\$2,000	0%	\$0
6452 - LICENSE & PERMITS	\$120	\$400	\$0	\$400	\$200	-50%	-\$200
6454 - TELEPHONE / INTERNET SERVC	\$314	\$600	\$124	\$300	\$325	-45.8%	-\$275
6520 - OFFICE SUPPLIES	\$1,919	\$2,500	\$1,753	\$2,100	\$2,500	0%	\$0
6529 - NON-INV - SUPPLIES	\$3,671	\$5,400	\$1,331	\$2,900	\$3,700	-31.5%	-\$1,700
Total Operating:	\$176,985	\$195,338	\$77,819	\$162,345	\$401,225	105.4%	\$205,888
Total Expense Objects:	\$610,728	\$757,505	\$301,505	\$691,515	\$935,067	23.4%	\$177,454

Economic Development Division 0100-0730

Kelly Nieforth

Director of Community Development

Department: Community Development Department

Fund Type: General Fund (Major Fund)

Category: Conservation & Development

Mission Statement

Oshkosh will be a premier community in the Fox Valley by developing and retaining a diverse mix of employees and employment opportunities thereby enabling continued success in the local, regional, and global economies. The city will have a skilled workforce and an environment fostering entrepreneurial activity. Oshkosh will revitalize its downtown, central city area, and Fox River corridor by eliminating blighting conditions and addressing environmentally contaminated property.

Strategic Plan Goals

- *Assist businesses to remain in, expand, or relocate to Oshkosh
- *Support redevelopment opportunities throughout the City
- *Develop infrastructure and resources needed to support housing and workforce development

2024 Accomplishments

- *Engaged 125 businesses and developers in the City.
- *Implemented various recommendations of the City's Housing Plan.
- *Collaborated with Habitat for Humanity to create a plan to redevelop the former Washington School site into affordable housing.
- *Submitted a grant application to the federal Dept. of Transportation for an I-41 Pedestrian Bridge.

2025 Goals

- *Engage 100 businesses and developers in the City.
- *Implement the City's Housing Plan.
- *Continue to work on the construction of the Riverwalk.

Personnel Positions

ECONOMIC DEVELOPMENT 0100-0730

PERSONNEL POSITIONS

Position Title	Current Budgeted Employees	Current Actual Employees	2025 Proposed Employees
Director of Community Development	1.00	1.00	1.00
Economic Development Service Mgr	0.00	0.00	0.00
Assistant Community Development Dir	1.00	0.00	1.00
Economic Development Specialist	1.00	2.00	2.00
Grants Coordinator	1.00	0.00	0.00
Administrative Assistant	1.00	1.00	1.00
TOTAL PERSONNEL	5.00	4.00	5.00

Revenues by Source

Name	FY2023 YTD Actual	FY2024 Budget: Amended	FY2024 YTD Actual	FY2024 Projected	FY2025 Budgeted	FY2024 Budget: Amended vs. FY2025 Budgeted (% Change)	FY2024 Budget: Amended vs. FY2025 Budgeted (\$ Change)
Revenue Source							
Service Charges							
4811 - SERVICE CHARGE- COMMUNITY DEVEL	\$442,838	\$370,000	\$0	\$363,700	\$401,300	8.5%	\$31,300
Total Service Charges:	\$442,838	\$370,000	\$0	\$363,700	\$401,300	8.5%	\$31,300
Total Revenue Source:	\$442,838	\$370,000	\$0	\$363,700	\$401,300	8.5%	\$31,300

Expenditures by Expense Type

Name	FY2023 YTD Actual	FY2024 Budget: Amended	FY2024 YTD Actual	FY2024 Projected	FY2025 Budgeted	FY2024 Budget: Amended vs. FY2025 Budgeted (% Change)	FY2024 Budget: Amended vs. FY2025 Budgeted (\$ Change)
Expense Objects							
Personnel Services							
6102 - REGULAR PAY	\$350,302	\$420,252	\$178,881	\$404,580	\$450,443	7.2%	\$30,191
6104 - OVERTIME PAY	\$0	\$7,200	\$0	\$3,745	\$7,809	8.5%	\$609
6302 - FICA - EMPLOYERS SHARE	\$25,877	\$32,947	\$13,321	\$30,847	\$35,059	6.4%	\$2,112
6304 - WISCONSIN RETIREMENT FUND	\$23,631	\$29,718	\$12,317	\$28,149	\$31,853	7.2%	\$2,135
6306 - HEALTH INSURANCE	\$52,776	\$72,610	\$29,884	\$78,552	\$93,451	28.7%	\$20,841
6307 - HEALTH INSURANCE ADMIN FEE	\$0	\$0	\$0	\$0	\$1,030	N/A	\$1,030
6308 - DENTAL	\$2,478	\$3,445	\$1,249	\$3,420	\$2,865	-16.8%	-\$580
6310 - LIFE INSURANCE	\$460	\$1,111	\$883	\$1,441	\$1,189	7%	\$78
Total Personnel Services:	\$455,523	\$567,283	\$236,534	\$550,733	\$623,699	9.9%	\$56,416
Operating							
6401 - PS - ENGINEER/SURVEY/APPRaisal	\$0	\$32,000	\$8,563	\$20,000	\$20,000	-37.5%	-\$12,000
6404 - PS - MISC CONSULTING / STUDIES	\$105,030	\$105,030	\$105,000	\$116,000	\$105,000	0%	-\$30
6411 - ADVERTISING/POSTAGE/PRINTING	\$1,000	\$1,000	\$320	\$1,500	\$1,500	50%	\$500
6412 - CONTRACTUAL AGREEMENT PYMNTS	\$52,885	\$11,346	\$3,903	\$10,000	\$35,000	208.5%	\$23,654
6415 - SUBSCRIPTION/LICENSING CNTRCTS	\$1,485	\$1,500	\$825	\$1,500	\$1,500	0%	\$0
6421 - EMPLOYEE TRAINING/DEVELOPMENT	\$7,808	\$8,100	\$3,681	\$5,000	\$6,100	-24.7%	-\$2,000
6422 - PRFSL LICENSE/MEMBERSHIP/BOND	\$1,045	\$2,000	\$1,418	\$2,000	\$1,500	-25%	-\$500
6423 - EMPLOYEE ALLOWANCE/REIMBRSMNT	\$498	\$1,000	\$958	\$1,500	\$1,500	50%	\$500
6433 - INTERFUND CHARGE BACKS	\$120	\$6,200	\$0	\$0	\$0	-100%	-\$6,200
6443 - LEASE EXPENSE	\$1,643	\$2,100	\$898	\$2,100	\$2,100	0%	\$0
6454 - TELEPHONE / INTERNET SERVC	\$577	\$1,000	\$190	\$500	\$500	-50%	-\$500
6520 - OFFICE SUPPLIES	\$1,404	\$3,500	\$351	\$3,500	\$3,500	0%	\$0
6529 - NON-INV - SUPPLIES	\$0	\$0	\$15	\$85	\$85	N/A	\$85
Total Operating:	\$173,496	\$174,776	\$126,123	\$163,685	\$178,285	2%	\$3,509
Total Expense Objects:	\$629,019	\$742,059	\$362,657	\$714,418	\$801,984	8.1%	\$59,925

Planning Division 0100-0740

Kelly Nieforth

Director of Community Development

Department: Community Development Department

Fund Type: General Fund (Major Fund)

Category: Conservation & Development

Mission Statement

The Planning Division advises the City Manager, City Council and its commissions, the business community, and the general public on current land use and development issues. The Planning Division also maintains the Comprehensive Plan, Zoning Ordinance, and maps that provide the policy and regulatory basis for land use and development in the community. Planning Staff also work closely with neighborhood associations and other similar interest groups on neighborhood and housing issues.

Strategic Plan Goals

- *Enhance and promote a culture of neighborhood
- *Provide consistent application and enforcement of the building and zoning code
- *Collaborate with community partners to reduced housing instabilities

2024 Accomplishments

- *Adopted Sawdust District Redevelopment Plan.
- *Began development of workforce housing subdivisions.
- *Revitalized one previously recognized neighborhood associations.

2025 Goals

- *Continue implementation of the housing plan.
- *Recognized or revitalize one Neighborhood Association in 2025.
- *Implement workforce housing subdivisions.

Personnel Positions

PLANNING 0100-0740			
PERSONNEL POSITIONS			
Position Title	Current Budgeted Employees	Current Actual Employees	2025 Proposed Employees
Planning Services Manager	1.00	1.00	1.00
Principal Planner	1.00	2.00	2.00
Planner	2.00	1.00	1.00
Zoning Administrator	1.00	1.00	1.00
Associate Planner	1.00	0.85	0.85
Assistant Planner	1.00	0.85	0.85
Office Assistant	1.00	1.00	1.00
Housing Specialist	0.00	0.00	0.00
Associate Planner / GIS Specialist	0.00	0.00	0.00
TOTAL PERSONNEL	8.00	7.70	7.70

Revenues by Source

Name	FY2023 YTD Actual	FY2024 Budget: Amended	FY2024 YTD Actual	FY2024 Projected	FY2025 Budgeted	FY2024 Budget: Amended vs. FY2025 Budgeted (% Change)	FY2024 Budget: Amended vs. FY2025 Budgeted (\$ Change)
Revenue Source							
Licenses and Permits							
4334 - ZONING ORDINANCE	\$101,555	\$110,000	\$46,551	\$105,000	\$111,000	0.9%	\$1,000
4335 - ZONING CODE ENFORCEMENT	\$5,800	\$4,000	\$2,315	\$4,600	\$4,000	0%	\$0
Total Licenses and Permits:	\$107,355	\$114,000	\$48,866	\$109,600	\$115,000	0.9%	\$1,000
Service Charges							
4811 - SERVICE CHARGE- COMMUNITY DEVEL	\$117,340	\$228,757	\$0	\$228,757	\$195,300	-14.6%	-\$33,457
Total Service Charges:	\$117,340	\$228,757	\$0	\$228,757	\$195,300	-14.6%	-\$33,457
Total Revenue Source:	\$224,695	\$342,757	\$48,866	\$338,357	\$310,300	-9.5%	-\$32,457

Expenditures by Expense Type

Name	FY2023 YTD Actual	FY2024 Budget: Amended	FY2024 YTD Actual	FY2024 Projected	FY2025 Budgeted	FY2024 Budget: Amended vs. FY2025 Budgeted (% Change)	FY2024 Budget: Amended vs. FY2025 Budgeted (\$ Change)
Expense Objects							
Personnel Services							
6102 - REGULAR PAY	\$557,800	\$587,735	\$276,821	\$584,669	\$616,651	4.9%	\$28,916
6104 - OVERTIME PAY	\$0	\$2,100	\$0	\$2,100	\$2,273	8.2%	\$173
6302 - FICA - EMPLOYERS SHARE	\$41,752	\$45,460	\$20,717	\$44,304	\$47,352	4.2%	\$1,892
6304 - WISCONSIN RETIREMENT FUND	\$37,953	\$40,988	\$19,101	\$40,427	\$43,020	5%	\$2,032
6306 - HEALTH INSURANCE	\$49,439	\$53,910	\$23,834	\$52,001	\$77,978	44.6%	\$24,068
6307 - HEALTH INSURANCE ADMIN FEE	\$0	\$0	\$0	\$0	\$1,030	N/A	\$1,030
6308 - DENTAL	\$4,881	\$5,177	\$2,373	\$5,177	\$5,290	2.2%	\$113
6310 - LIFE INSURANCE	\$979	\$1,549	\$545	\$1,323	\$1,629	5.2%	\$80
Total Personnel Services:	\$692,804	\$736,919	\$343,391	\$730,002	\$795,223	7.9%	\$58,304
Operating							
6401 - PS - ENGINEER/SURVEY/APPRaisal	\$0	\$59,700	\$0	\$5,000	\$8,000	-86.6%	-\$51,700
6403 - PS - LEGAL/ATTORNEY FEES	\$0	\$1,000	\$0	\$1,000	\$1,000	0%	\$0
6404 - PS - MISC CONSULTING / STUDIES	\$3,053	\$13,000	\$0	\$0	\$0	-100%	-\$13,000
6411 - ADVERTISING/POSTAGE/PRINTING	\$0	\$0	\$80	\$0	\$0	0%	\$0
6412 - CONTRACTUAL AGREEMENT PYMNTS	\$574	\$24,000	\$210	\$12,500	\$15,000	-37.5%	-\$9,000
6415 - SUBSCRIPTION/LICENSING CNTRCTS	\$563	\$1,200	\$349	\$1,200	\$1,200	0%	\$0
6421 - EMPLOYEE TRAINING/DEVELOPMENT	\$6,130	\$8,100	\$571	\$7,000	\$8,000	-1.2%	-\$100
6422 - PRFSL LICENSE/MEMBERSHIP/BOND	\$946	\$4,000	\$643	\$3,000	\$4,000	0%	\$0
6423 - EMPLOYEE ALLOWANCE/REIMBRSMNT	\$1,088	\$1,600	\$676	\$1,600	\$1,600	0%	\$0
6443 - LEASE EXPENSE	\$1,982	\$2,100	\$979	\$2,100	\$2,100	0%	\$0
6454 - TELEPHONE / INTERNET SERVC	\$711	\$1,300	\$316	\$1,300	\$1,300	0%	\$0
6520 - OFFICE SUPPLIES	\$2,710	\$3,400	\$1,106	\$3,400	\$3,400	0%	\$0
6529 - NON-INV - SUPPLIES	\$266	\$500	\$438	\$500	\$500	0%	\$0
6550 - MINOR EQUIPMENT	\$415	\$0	\$0	\$0	\$0	0%	\$0
Total Operating:	\$18,437	\$119,900	\$5,368	\$38,600	\$46,100	-61.6%	-\$73,800
Total Expense Objects:	\$711,240	\$856,819	\$348,759	\$768,602	\$841,323	-1.8%	-\$15,496

Electric Division 0100-0801

Jim Collins
Director of Transportation

Department/Category: Transportation Department
Fund Type: General Fund (Major Fund)

Mission Statement

To install and maintain City-owned electric and telecommunications facilities in the public right-of-way and in City-owned facilities.

Strategic Plan Goals

- *Improve and maintain our infrastructure
- *Improve our quality of life assets
- *Strengthen our neighborhoods

2024 Accomplishments

- *Activated additional intersections to improve traffic flow and safety.
- *Install rapidly rectangular flashing beacons at the mid-block crossing on W. 9th Avenue.
- *Installed street lighting in conjunction with 2024 CIP parking lot projects- Spanbauer park, Sally Port, and Irving Avenue storage.
- *Electrical work on Transit Fire Suppression System.

2025 Goals

- *Coordinate with CIP projects.
- *Continue to upgrade intersections with video detection equipment.
- *Coordinate electric work on new Downtown Transit Center facility.

Personnel Positions

ELECTRIC DIVISION 0100-0801			
PERSONNEL POSITIONS			
Position Title	Current Budgeted Employees	Current Actual Employees	2025 Proposed Employees
Electrical Traffic Manager	1.00	1.00	1.00
Electrician II	0.00	1.00	1.00
Electrician	4.00	3.00	3.00
TOTAL PERSONNEL	5.00	5.00	5.00

Revenues by Source

Name	FY2023 YTD Actual	FY2024 Budget: Amended	FY2024 YTD Actual	FY2024 Projected	FY2025 Budgeted	FY2024 Budget: Amended vs. FY2025 Budgeted (% Change)	FY2024 Budget: Amended vs. FY2025 Budgeted (\$ Change)
Revenue Source							
Charges for Services							
4520 - OTHER GENERAL FEES	\$44,705	\$43,500	\$1,809	\$43,500	\$43,500	0%	\$0
Total Charges for Services:	\$44,705	\$43,500	\$1,809	\$43,500	\$43,500	0%	\$0
Miscellaneous Income							
4952 - GIFTS & DONATIONS	\$11,006	\$0	\$0	\$0	\$0	0%	\$0
Total Miscellaneous Income:	\$11,006	\$0	\$0	\$0	\$0	0%	\$0
Total Revenue Source:	\$55,711	\$43,500	\$1,809	\$43,500	\$43,500	0%	\$0

Expenditures by Expense Type

Name	FY2023 YTD Actual	FY2024 Budget: Amended	FY2024 YTD Actual	FY2024 Projected	FY2025 Budgeted	FY2024 Budget: Amended vs. FY2025 Budgeted (% Change)	FY2024 Budget: Amended vs. FY2025 Budgeted (\$ Change)
Expense Objects							
Personnel Services							
6102 - REGULAR PAY	\$393,837	\$415,081	\$190,384	\$414,267	\$423,132	1.9%	\$8,051
6104 - OVERTIME PAY	\$1,283	\$2,400	\$0	\$1,250	\$2,607	8.6%	\$207
6302 - FICA - EMPLOYERS SHARE	\$28,856	\$32,170	\$13,947	\$34,250	\$32,572	1.2%	\$402
6304 - WISCONSIN RETIREMENT FUND	\$26,917	\$28,986	\$13,150	\$25,638	\$29,592	2.1%	\$606
6306 - HEALTH INSURANCE	\$106,449	\$106,435	\$50,101	\$111,881	\$98,813	-7.2%	-\$7,622
6307 - HEALTH INSURANCE ADMIN FEE	\$0	\$0	\$0	\$0	\$1,030	N/A	\$1,030
6308 - DENTAL	\$3,895	\$3,895	\$1,785	\$4,399	\$3,980	2.2%	\$85
6310 - LIFE INSURANCE	\$1,761	\$1,089	\$921	\$1,373	\$1,119	2.8%	\$30
Total Personnel Services:	\$562,998	\$590,056	\$270,288	\$593,057	\$592,845	0.5%	\$2,789
Operating							
6404 - PS - MISC CONSULTING / STUDIES	\$20,286	\$15,300	\$0	\$15,300	\$20,000	30.7%	\$4,700
6415 - SUBSCRIPTION/LICENSING CNTRCTS	\$81	\$100	\$34	\$100	\$100	0%	\$0
6416 - PREVENTATIVE MNTC CONTRACTS	\$943	\$2,100	\$0	\$5,000	\$2,100	0%	\$0
6417 - 3RD PARTY CONTRACTED SERVICE	\$5,180	\$7,000	\$1,727	\$6,000	\$7,000	0%	\$0
6421 - EMPLOYEE TRAINING/DEVELOPMENT	\$210	\$1,000	\$0	\$1,000	\$2,000	100%	\$1,000
6422 - PRFSL LICENSE/MEMERSHIP/BOND	\$74	\$800	\$109	\$100	\$800	0%	\$0
6423 - EMPLOYEE ALLOWANCE/REIMBRSMNT	\$500	\$2,000	\$200	\$500	\$2,000	0%	\$0
6433 - INTERFUND CHARGE BACKS	\$10,153	\$25,200	\$3,454	\$25,200	\$25,200	0%	\$0
6441 - RENTAL EXPENSE	\$0	\$400	\$0	\$0	\$100	-75%	-\$300
6443 - LEASE EXPENSE	\$51	\$0	\$0	\$0	\$0	0%	\$0
6452 - LICENSE & PERMITS	\$0	\$1,800	\$0	\$0	\$1,000	-44.4%	-\$800
6454 - TELEPHONE / INTERNET SERVC	\$1,076	\$600	\$392	\$700	\$700	16.7%	\$100
6455 - UTILITY EXPENSE	\$54,909	\$51,500	\$24,588	\$51,500	\$53,500	3.9%	\$2,000
6513 - MOTOR OIL (LUBRICANTS)	\$0	\$300	\$0	\$0	\$300	0%	\$0
6519 - NON-INVENTORY FUEL	\$0	\$100	\$0	\$0	\$0	-100%	-\$100
6520 - OFFICE SUPPLIES	\$456	\$500	\$0	\$500	\$500	0%	\$0
6521 - INVENTORY SUPPLIES	\$0	\$55,000	\$0	\$55,000	\$60,000	9.1%	\$5,000
6529 - NON-INV - SUPPLIES	\$46,507	\$18,000	\$10,279	\$18,000	\$18,000	0%	\$0
6539 - NON INVENTORY REPAIR PARTS	\$0	\$0	\$562	\$0	\$0	0%	\$0
6550 - MINOR EQUIPMENT	\$713	\$1,700	\$400	\$3,100	\$1,700	0%	\$0

Name	FY2023 YTD Actual	FY2024 Budget: Amended	FY2024 YTD Actual	FY2024 Projected	FY2025 Budgeted	FY2024 Budget: Amended vs. FY2025 Budgeted (% Change)	FY2024 Budget: Amended vs. FY2025 Budgeted (\$ Change)
Total Operating:	\$141,138	\$183,400	\$41,745	\$182,000	\$195,000	6.3%	\$11,600
Total Expense Objects:	\$704,136	\$773,456	\$312,033	\$775,057	\$787,845	1.9%	\$14,389

Sign Division 0100-0810

Jim Collins
Director of Transportation

Department/Category: Transportation Department
Fund Type: General Fund (Major Fund)

Mission Statement

To preserve and enhance the safety and capacity of the City's roadway network through installing and maintaining pavement marking and street signage.

Strategic Plan Goals

- *Improve and maintain our infrastructure
- *Strengthen our neighborhoods
- *Improve our quality of life assets

2024 Accomplishments

- *Refreshed City's striping.
- *Replace signs to maintain reflectivity.
- *Updated and replaced sharrow markings as needed.

2025 Goals

- *Install signage, sharrows and pavement markings on recommended routes.
- *Complete and update ordinances and signage as needed in conjunction with newly built school facilities.

Personnel Positions

SIGN DIVISION 0100-0810

PERSONNEL POSITIONS

Position Title	Current Budgeted Employees	Current Actual Employees	2025 Proposed Employees
Traffic Painter II	0.00	1.00	1.00
Traffic Painter I	2.00	1.00	1.00
Part-Time Seasonal	0.54	0.54	0.54
TOTAL PERSONNEL	2.54	2.54	2.54

Revenues by Source

Name	FY2023 YTD Actual	FY2024 Budget: Amended	FY2024 YTD Actual	FY2024 Projected	FY2025 Budgeted	FY2024 Budget: Amended vs. FY2025 Budgeted (% Change)	FY2024 Budget: Amended vs. FY2025 Budgeted (\$ Change)
Revenue Source							
Charges for Services							
4520 - OTHER GENERAL FEES	\$0	\$0	\$217	\$350	\$0	0%	\$0
4529 - SIGNS SPEC EVENT REVENUE	\$261	\$1,100	\$0	\$1,100	\$1,100	0%	\$0
Total Charges for Services:	\$261	\$1,100	\$217	\$1,450	\$1,100	0%	\$0
Miscellaneous Income							
4972 - MISCELLANEOUS REVENUE	\$0	\$0	\$1,016	\$1,000	\$0	0%	\$0
Total Miscellaneous Income:	\$0	\$0	\$1,016	\$1,000	\$0	0%	\$0
Total Revenue Source:	\$261	\$1,100	\$1,233	\$2,450	\$1,100	0%	\$0

Expenditures by Expense Type

Name	FY2023 YTD Actual	FY2024 Budget: Amended	FY2024 YTD Actual	FY2024 Projected	FY2025 Budgeted	FY2024 Budget: Amended vs. FY2025 Budgeted (% Change)	FY2024 Budget: Amended vs. FY2025 Budgeted (\$ Change)
Expense Objects							
Personnel Services							
6102 - REGULAR PAY	\$94,534	\$101,825	\$46,864	\$103,054	\$109,484	7.5%	\$7,659
6103 - REGULAR PAY - TEMP EMPLOYEE	\$12,553	\$13,100	\$3,064	\$9,864	\$14,178	8.2%	\$1,078
6104 - OVERTIME PAY	\$0	\$400	\$0	\$210	\$0	-100%	-\$400
6302 - FICA - EMPLOYERS SHARE	\$7,755	\$8,890	\$3,600	\$8,414	\$9,461	6.4%	\$571
6304 - WISCONSIN RETIREMENT FUND	\$6,439	\$7,114	\$3,241	\$7,132	\$7,610	7%	\$496
6306 - HEALTH INSURANCE	\$25,294	\$25,985	\$11,905	\$25,974	\$36,308	39.7%	\$10,323
6307 - HEALTH INSURANCE ADMIN FEE	\$0	\$0	\$0	\$0	\$1,030	N/A	\$1,030
6308 - DENTAL	\$1,365	\$1,365	\$626	\$1,365	\$1,395	2.2%	\$30
6310 - LIFE INSURANCE	\$50	\$271	\$26	\$164	\$290	7%	\$19
Total Personnel Services:	\$147,989	\$158,950	\$69,326	\$156,178	\$179,756	13.1%	\$20,806
Operating							
6401 - PS - ENGINEER/SURVEY/APPRaisal	\$0	\$3,600	\$0	\$0	\$0	-100%	-\$3,600
6411 - ADVERTISING/POSTAGE/PRINTING	\$0	\$100	\$0	\$0	\$0	-100%	-\$100
6415 - SUBSCRIPTION/LICENSING CNTRCTS	\$2,241	\$2,600	\$2,286	\$2,600	\$2,600	0%	\$0
6416 - PREVENTATIVE MNTC CONTRACTS	\$1,659	\$200	\$0	\$200	\$200	0%	\$0
6417 - 3RD PARTY CONTRACTED SERVICE	\$3,550	\$4,300	\$856	\$4,300	\$4,300	0%	\$0
6421 - EMPLOYEE TRAINING/DEVELOPMENT	\$0	\$500	\$0	\$0	\$200	-60%	-\$300
6423 - EMPLOYEE ALLOWANCE/REIMBRMNT	\$752	\$1,300	\$248	\$750	\$1,000	-23.1%	-\$300
6433 - INTERFUND CHARGE BACKS	\$15,460	\$16,500	\$4,391	\$16,500	\$16,500	0%	\$0
6441 - RENTAL EXPENSE	\$0	\$100	\$0	\$0	\$0	-100%	-\$100
6452 - LICENSE & PERMITS	\$0	\$100	\$0	\$0	\$100	0%	\$0
6455 - UTILITY EXPENSE	\$4,576	\$5,300	\$1,737	\$5,300	\$5,300	0%	\$0
6513 - MOTOR OIL (LUBRICANTS)	\$0	\$100	\$0	\$0	\$100	0%	\$0
6519 - NON-INVENTORY FUEL	\$0	\$100	\$0	\$0	\$100	0%	\$0
6520 - OFFICE SUPPLIES	\$0	\$200	\$43	\$100	\$200	0%	\$0
6521 - INVENTORY SUPPLIES	\$0	\$3,100	\$0	\$1,500	\$3,100	0%	\$0
6529 - NON-INV - SUPPLIES	\$35,753	\$31,000	\$25,443	\$26,500	\$31,000	0%	\$0
6539 - NON INVENTORY REPAIR PARTS	\$127	\$1,200	\$0	\$1,200	\$1,200	0%	\$0
6540 - TRAFFIC/PAINT/SIGN MATERIAL	\$23,951	\$35,000	\$10,107	\$35,000	\$35,000	0%	\$0
6550 - MINOR EQUIPMENT	\$0	\$600	\$0	\$600	\$600	0%	\$0

Name	FY2023 YTD Actual	FY2024 Budget: Amended	FY2024 YTD Actual	FY2024 Projected	FY2025 Budgeted	FY2024 Budget: Amended vs. FY2025 Budgeted (% Change)	FY2024 Budget: Amended vs. FY2025 Budgeted (\$ Change)
Total Operating:	\$88,069	\$105,900	\$45,111	\$94,550	\$101,500	-4.2%	-\$4,400
Capital Outlay							
7204 - MACHINERY & EQUIPMENT	\$0	\$9,000	\$0	\$9,000	\$4,000	-55.6%	-\$5,000
Total Capital Outlay:	\$0	\$9,000	\$0	\$9,000	\$4,000	-55.6%	-\$5,000
Total Expense Objects:	\$236,058	\$273,850	\$114,438	\$259,728	\$285,256	4.2%	\$11,406

Unclassified Budget 0100-0911 & 0100-0914

Julie Calmes

Director of Finance

Department: Finance Department
Fund Type: General Fund (Major Fund)
Category: Unclassified

Mission Statement

This budget is used to account for any general fund expenditures that are not part of any established general fund division. This budget is under the direction of the City Manager.

Revenues by Source

Name	FY2023 YTD Actual	FY2024 Budget: Amended	FY2024 YTD Actual	FY2024 Projected	FY2025 Budgeted	FY2024 Budget: Amended vs. FY2025 Budgeted (% Change)	FY2024 Budget: Amended vs. FY2025 Budgeted (\$ Change)
Revenue Source							
Miscellaneous Income							
4972 - MISCELLANEOUS REVENUE							
MISCELLANEOUS REVENUE	\$0	\$0	\$0	\$0	\$5,332,221	N/A	\$5,332,221
Total 4972 - MISCELLANEOUS REVENUE:	\$0	\$0	\$0	\$0	\$5,332,221	N/A	\$5,332,221
Total Miscellaneous Income:	\$0	\$0	\$0	\$0	\$5,332,221	N/A	\$5,332,221
Total Revenue Source:	\$0	\$0	\$0	\$0	\$5,332,221	N/A	\$5,332,221

Expenditures by Expense Type

Name	FY2023 YTD Actual	FY2024 Budget: Amended	FY2024 YTD Actual	FY2024 Projected	FY2025 Budgeted	FY2024 Budget: Amended vs. FY2025 Budgeted (% Change)	FY2024 Budget: Amended vs. FY2025 Budgeted (\$ Change)
Expense Objects							
Personnel Services							
6102 - REGULAR PAY	\$428,580	\$0	\$236,177	\$0	\$108,952	N/A	\$108,952
6249 - MISCELLANEOUS PAY	\$0	\$289,255	\$0	\$126,005	\$126,005	-56.4%	-\$163,250
6302 - FICA - EMPLOYERS SHARE	\$19,596	\$0	\$12,020	\$20,521	\$15,908	N/A	\$15,908
6306 - HEALTH INSURANCE	\$3,488	\$0	\$1,281	\$0	\$0	0%	\$0
6320 - OTHER BENEFITS	\$0	\$0	\$209	\$0	\$0	0%	\$0
6321 - UNEMPLOYMENT BENEFITS	\$0	\$20,000	\$0	\$20,000	\$20,000	0%	\$0
6322 - EMPLOYEE BENEFIT FEES	\$0	\$15,000	\$0	\$15,000	\$15,000	0%	\$0
Total Personnel Services:	\$451,663	\$324,255	\$249,688	\$181,526	\$285,865	-11.8%	-\$38,390
Operating							
6403 - PS - LEGAL/ATTORNEY FEES	\$12,018	\$49,000	\$4,350	\$57,000	\$57,000	16.3%	\$8,000
6404 - PS - MISC CONSULTING / STUDIES	\$8,500	\$25,000	\$0	\$25,000	\$25,000	0%	\$0
6411 - ADVERTISING/POSTAGE/PRINTING	\$852	\$0	\$478	\$0	\$0	0%	\$0
6412 - CONTRACTUAL AGREEMENT PYMNTS	\$20,043	\$15,800	\$0	\$15,800	\$15,800	0%	\$0
6415 - SUBSCRIPTION/LICENSING CNTRCTS	\$64,424	\$0	\$25,217	\$0	\$0	0%	\$0
6455 - UTILITY EXPENSE	\$429	\$0	\$202	\$0	\$0	0%	\$0
6461 - CONTINGENCY	\$0	\$0	\$0	\$0	\$1,600,000	N/A	\$1,600,000
6465 - BANK FEES	\$3,525	\$0	\$1,765	\$0	\$0	0%	\$0
6529 - NON-INV - SUPPLIES	\$7,972	\$8,300	\$5,000	\$8,300	\$8,300	0%	\$0
6721 - INTEREST EXPENSE	\$2,490	\$0	\$0	\$0	\$0	0%	\$0
7470 - TSF TO OTHER	\$5,020,000	\$0	\$0	\$0	\$0	0%	\$0
Total Operating:	\$5,140,253	\$98,100	\$37,012	\$106,100	\$1,706,100	1,639.1%	\$1,608,000
Total Expense Objects:	\$5,591,916	\$422,355	\$286,700	\$287,626	\$1,991,965	371.6%	\$1,569,610

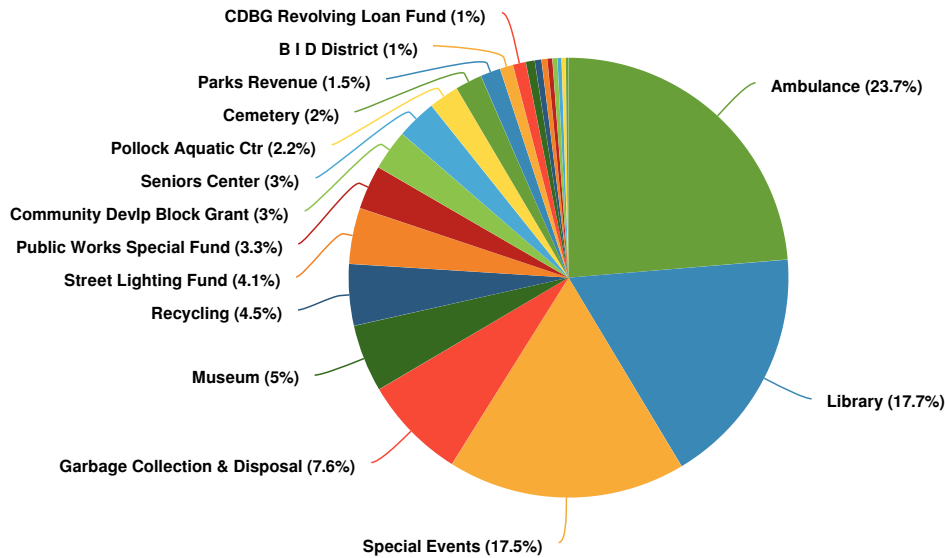


SPECIAL REVENUE FUNDS SUMMARY

All Special Revenue Funds are Non-Major Funds

Revenue by Fund

2025 Revenue by Fund

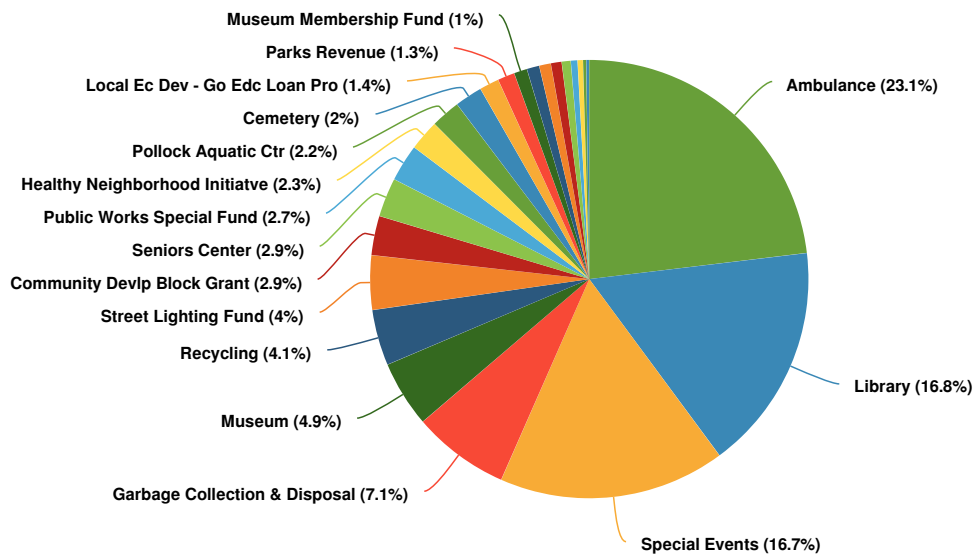


Name	FY2023 YTD Actual	FY2024 Budget: Amended	FY2024 YTD Actual	FY2024 Projected	FY2025 Budgeted	FY2024 Budget: Amended vs. FY2025 Budgeted (% Change)	FY2024 Budget: Amended vs. FY2025 Budgeted (\$ Change)
Senior Center Revolving Fund	\$50,850	\$64,000	\$36,538	\$74,400	\$78,500	22.7%	\$14,500
CDBG Revolving Loan Fund	\$247,592	\$250,000	\$189,010	\$243,000	\$257,000	2.8%	\$7,000
B I D District	\$243,590	\$222,110	\$172,053	\$289,110	\$262,110	18%	\$40,000
Recycling	\$1,252,027	\$1,138,000	\$1,096,693	\$1,219,543	\$1,221,300	7.3%	\$83,300
Garbage Collection & Disposal	\$1,647,380	\$1,805,000	\$1,766,613	\$1,800,000	\$2,060,000	14.1%	\$255,000
Police Special Funds	\$237,086	\$141,431	\$139,487	\$307,865	\$95,900	-32.2%	-\$45,531
Street Lighting Fund	\$1,048,130	\$1,060,300	\$1,060,300	\$1,081,300	\$1,110,600	4.7%	\$50,300
Special Events	\$2,820,617	\$0	\$401,022	\$8,698,515	\$4,721,956	N/A	\$4,721,956
Museum Membership Fund	\$169,454	\$79,000	\$41,641	\$112,000	\$176,100	122.9%	\$97,100
Seniors Center	\$642,834	\$687,100	\$549,642	\$694,650	\$798,800	16.3%	\$111,700
Fire Special Revenue	\$314,056	\$133,289	\$144,088	\$170,610	\$135,300	1.5%	\$2,011
Library	\$4,147,189	\$4,080,036	\$3,777,795	\$4,094,036	\$4,783,894	17.3%	\$703,858
Museum	\$1,148,598	\$1,382,904	\$1,044,230	\$1,244,900	\$1,343,400	-2.9%	-\$39,504
Museum Collections	\$69,474	\$3,000	\$24,163	\$52,000	\$54,500	1,716.7%	\$51,500
Cemetery	\$491,201	\$523,420	\$355,035	\$513,700	\$532,900	1.8%	\$9,480
Community Devel Special Funds	\$102,941	\$0	\$7,327	\$0	\$0	0%	\$0

Name	FY2023 YTD Actual	FY2024 Budget: Amended	FY2024 YTD Actual	FY2024 Projected	FY2025 Budgeted	FY2024 Budget: Amended vs. FY2025 Budgeted (% Change)	FY2024 Budget: Amended vs. FY2025 Budgeted (\$ Change)
Parks Revenue	\$724,107	\$381,500	\$126,555	\$362,100	\$401,000	5.1%	\$19,500
Leach Amphitheater	\$115,527	\$103,500	\$39,402	\$104,700	\$114,500	10.6%	\$11,000
Public Works Special Fund	\$380,230	\$630,000	\$45,400	\$678,000	\$880,000	39.7%	\$250,000
Pollock Aquatic Ctr	\$451,052	\$892,400	\$162,040	\$961,450	\$596,100	-33.2%	-\$296,300
Rental Inspections	\$14,404	\$0	\$36,900	\$0	\$0	0%	\$0
Neighborhood Improv Loan Prog	\$7,617	\$0	\$0	\$0	\$0	0%	\$0
Healthy Neighborhood Initiative	\$214,440	\$60,000	\$88,540	\$120,000	\$85,000	41.7%	\$25,000
Community Devlp Block Grant	\$1,136,479	\$807,095	\$699,132	\$807,095	\$801,434	-0.7%	-\$5,661
Local Ec Dev - Go Edc Loan Pro	\$7,902	\$0	\$0	\$238,099	\$100,000	N/A	\$100,000
Senior Center	\$4,210	\$0	\$0	\$0	\$0	0%	\$0
Ambulance	\$0	\$0	\$0	\$0	\$6,402,700	N/A	\$6,402,700
Total:	\$17,688,986	\$14,444,085	\$12,003,604	\$23,867,073	\$27,012,994	87%	\$12,568,909

Expenditures by Fund

2025 Expenditures by Fund



Name	FY2023 YTD Actual	FY2024 Budget: Amended	FY2024 YTD Actual	FY2024 Projected	FY2025 Budgeted	FY2024 Budget: Amended vs. FY2025 Budgeted (% Change)	FY2024 Budget: Amended vs. FY2025 Budgeted (\$ Change)
Senior Center Revolving Fund	\$34,094	\$63,017	\$19,758	\$54,000	\$59,800	-5.1%	-\$3,217
CDBG Revolving Loan Fund	\$327,926	\$249,999	\$78,663	\$206,839	\$239,411	-4.2%	-\$10,588
B I D District	\$232,372	\$255,000	\$83,317	\$255,000	\$255,000	0%	\$0
Recycling	\$753,555	\$1,113,722	\$376,375	\$1,088,987	\$1,141,524	2.5%	\$27,802
Garbage Collection & Disposal	\$1,772,951	\$1,800,291	\$794,483	\$1,834,422	\$1,978,990	9.9%	\$178,699
Police Special Funds	\$254,096	\$277,970	\$111,613	\$160,900	\$188,800	-32.1%	-\$89,170
Street Lighting Fund	\$1,036,523	\$1,090,876	\$452,762	\$1,095,800	\$1,110,600	1.8%	\$19,724
Special Events	\$2,247,088	\$12,816,586	\$5,351,748	\$8,698,515	\$4,627,956	-63.9%	-\$8,188,630
Museum Membership Fund	\$38,632	\$237,723	\$45,009	\$155,700	\$269,700	13.5%	\$31,977
Seniors Center	\$676,127	\$752,400	\$331,404	\$735,182	\$796,779	5.9%	\$44,379
Fire Special Revenue	\$243,106	\$275,448	\$68,025	\$177,400	\$133,050	-51.7%	-\$142,398
Library	\$4,065,011	\$4,079,973	\$1,935,811	\$4,276,068	\$4,640,185	13.7%	\$560,212
Museum	\$1,261,537	\$1,278,387	\$590,242	\$1,277,592	\$1,351,610	5.7%	\$73,223
Museum Collections	\$3,739	\$56,900	\$9,047	\$28,500	\$65,900	15.8%	\$9,000
Cemetery	\$403,114	\$522,676	\$228,679	\$487,771	\$561,821	7.5%	\$39,145
Community Devel Special Funds	\$31,411	\$10,589	\$0	\$0	\$0	-100%	-\$10,589
Parks Revenue	\$639,840	\$381,456	\$144,433	\$307,275	\$348,137	-8.7%	-\$33,319
Leach Amphitheater	\$90,626	\$101,471	\$26,447	\$102,678	\$111,383	9.8%	\$9,912

Name	FY2023 YTD Actual	FY2024 Budget: Amended	FY2024 YTD Actual	FY2024 Projected	FY2025 Budgeted	FY2024 Budget: Amended vs. FY2025 Budgeted (% Change)	FY2024 Budget: Amended vs. FY2025 Budgeted (\$ Change)
Public Works Special Fund	\$345,145	\$627,711	\$60,634	\$674,924	\$758,596	20.9%	\$130,885
Pollock Aquatic Ctr	\$594,390	\$1,381,395	\$326,079	\$934,633	\$599,195	-56.6%	-\$782,200
Rental Inspections	\$10,068	\$0	\$280	\$0	\$0	0%	\$0
Neighborhood Improv Loan Prog	\$0	\$218,100	\$0	\$0	\$218,100	0%	\$0
Healthy Neighborhood Initiative	\$851,827	\$698,689	\$153,117	\$643,744	\$628,076	-10.1%	-\$70,613
Community Devlp Block Grant	\$1,043,938	\$3,736,228	\$699,132	\$403,750	\$801,434	-78.5%	-\$2,934,794
Local Ec Dev - Go Edc Loan Pro	\$38,000	\$450,000	\$0	\$450,000	\$400,000	-11.1%	-\$50,000
Senior Center	\$0	\$3,000	\$0	\$3,000	\$0	-100%	-\$3,000
Ambulance	\$0	\$0	\$0	\$0	\$6,398,782	N/A	\$6,398,782
Total:	\$16,995,115	\$32,479,607	\$11,887,060	\$24,052,680	\$27,684,829	-14.8%	-\$4,794,778



Senior Services Revolving Fund 0201-0760

Department: Parks Department
Fund Type: Special Revenue Fund,
Non-Major Fund
Contact Person: Dan Braun,
Seniors Center Manager

Mission Statement

To enrich the lives of adults fifty and over.

Strategic Plan Goals

- *Enhance our quality of life services and assets
- *Provide a safe, secure, and healthy community
- *Strengthen our neighborhoods

2024 Accomplishments

- *Introduced several new group exercise class offerings, including TRX and Kettlebells.
- *Added new technology including large screen TV and supporting audiovisual equipment to the North building and began the process of using digital documents where possible.
- *Added programs featuring Native American culture and arts.

2025 Goals

- *Expand program offerings for fitness and wellness.
- *Increase offerings of specialty arts and crafts classes.
- *Increase program offerings featuring different languages and cultures.

Revenues by Source

Name	FY2023 YTD Actual	FY2024 Budget: Amended	FY2024 YTD Actual	FY2024 Projected	FY2025 Budgeted	FY2024 Budget: Amended vs. FY2025 Budgeted (% Change)	FY2024 Budget: Amended vs. FY2025 Budgeted (\$ Change)
Revenue Source							
Intergovernmental							
4260 - GRANTS AND AIDS	\$0	\$0	\$0	\$0	\$3,000	N/A	\$3,000
4265 - PRIVATE GRANT	\$1,500	\$3,000	\$0	\$3,000	\$3,000	0%	\$0
Total Intergovernmental:	\$1,500	\$3,000	\$0	\$3,000	\$6,000	100%	\$3,000
Miscellaneous Income							
4792 - MISC SERVICE REVENUES	\$36,208	\$42,000	\$20,631	\$39,000	\$46,000	9.5%	\$4,000
4908 - INTEREST-OTHER INVESTMENTS	\$5,723	\$0	\$0	\$5,000	\$3,500	N/A	\$3,500
4950 - SPONSORSHIP	\$15	\$8,000	\$8,392	\$11,400	\$12,000	50%	\$4,000
4952 - GIFTS & DONATIONS	\$7,405	\$11,000	\$7,515	\$16,000	\$11,000	0%	\$0
Total Miscellaneous Income:	\$49,350	\$61,000	\$36,538	\$71,400	\$72,500	18.9%	\$11,500
Total Revenue Source:	\$50,850	\$64,000	\$36,538	\$74,400	\$78,500	22.7%	\$14,500

Expenditures by Expense Type

Name	FY2023 YTD Actual	FY2024 Budget: Amended	FY2024 YTD Actual	FY2024 Projected	FY2025 Budgeted	FY2024 Budget: Amended vs. FY2025 Budgeted (% Change)	FY2024 Budget: Amended vs. FY2025 Budgeted (\$ Change)
Expense Objects							
Operating							
6404 - PS - MISC CONSULTING / STUDIES	\$0	\$0	\$650	\$0	\$0	0%	\$0
6411 - ADVERTISING/POSTAGE/PRINTING	\$1,839	\$3,000	\$709	\$3,000	\$2,000	-33.3%	-\$1,000
6413 - CONTRACTUAL EMPLOYMENT	\$3,210	\$7,000	\$1,670	\$7,000	\$9,000	28.6%	\$2,000
6415 - SUBSCRIPTION/LICENSING CNTRCTS	\$0	\$0	\$0	\$100	\$200	N/A	\$200
6417 - 3RD PARTY CONTRACTED SERVICE	\$2,619	\$5,049	\$1,777	\$3,700	\$5,200	3%	\$152
6421 - EMPLOYEE TRAINING/DEVELOPMENT	\$225	\$800	\$172	\$700	\$700	-12.5%	-\$100
6422 - PRFSL LICENSE/MEMERSHIP/BOND	\$555	\$600	\$579	\$600	\$1,000	66.7%	\$400
6423 - EMPLOYEE ALLOWANCE/REIMBRSMNT	\$237	\$600	\$0	\$200	\$200	-66.7%	-\$400
6441 - RENTAL EXPENSE	\$0	\$100	\$0	\$100	\$100	0%	\$0
6452 - LICENSE & PERMITS	\$302	\$400	\$322	\$400	\$0	-100%	-\$400
6454 - TELEPHONE / INTERNET SERVC	\$1,466	\$1,600	\$759	\$1,700	\$1,800	12.5%	\$200
6519 - NON-INVENTORY FUEL	\$0	\$400	\$0	\$100	\$100	-75%	-\$300
6520 - OFFICE SUPPLIES	\$42	\$200	\$40	\$200	\$200	0%	\$0
6529 - NON-INV - SUPPLIES	\$15,512	\$28,769	\$9,932	\$21,900	\$26,000	-9.6%	-\$2,769
6550 - MINOR EQUIPMENT	\$2,667	\$7,500	\$3,148	\$7,300	\$6,300	-16%	-\$1,200
Total Operating:	\$28,674	\$56,017	\$19,758	\$47,000	\$52,800	-5.7%	-\$3,217
Capital Outlay							
7204 - MACHINERY & EQUIPMENT	\$5,420	\$7,000	\$0	\$7,000	\$7,000	0%	\$0
Total Capital Outlay:	\$5,420	\$7,000	\$0	\$7,000	\$7,000	0%	\$0
Total Expense Objects:	\$34,094	\$63,017	\$19,758	\$54,000	\$59,800	-5.1%	-\$3,217



CDBG Revolving Loan Fund 0202-0740

Department: Community Development Department
Fund Type: Special Revenue,
Non-Major Fund
Contact Person: Kelly Nieforth,
Director of Community Development

Mission Statement

The Community Development Block Grant Revolving Loan Fund (RLF) provides deferred payment loans to assist low and moderate income homebuyers with housing improvement costs and down payment assistance to qualified homebuyers.

Strategic Plan Goals

*Leverage city resources and incentives to encourage private investment and maintenance in neighborhoods

2024 Accomplishments

*On track to assist 10-15 low to moderate-income homeowners with housing improvements.

2025 Goals

*Assist 10 low to moderate-income homeowners with housing improvements.

Personnel Positions

CDBG REVOLVING LOAN FUND 0202-0740

PERSONNEL POSITIONS

Position Title	Current Budgeted Employees	Current Actual Employees	2025 Proposed Employees
Housing Specialist	1.00	1.00	1.00
Office Assistant - PT	0.67	0.00	0.00
Office Assistant	0.00	0.50	0.50
TOTAL PERSONNEL	1.67	1.50	1.50

Revenues by Source

Name	FY2023 YTD Actual	FY2024 Budget: Amended	FY2024 YTD Actual	FY2024 Projected	FY2025 Budgeted	FY2024 Budget: Amended vs. FY2025 Budgeted (% Change)	FY2024 Budget: Amended vs. FY2025 Budgeted (\$ Change)
Revenue Source							
Charges for Services							
4520 - OTHER GENERAL FEES	\$150	\$0	\$0	\$0	\$0	0%	\$0
Total Charges for Services:	\$150	\$0	\$0	\$0	\$0	0%	\$0
Miscellaneous Income							
4908 - INTEREST-OTHER INVESTMENTS	\$9,070	\$0	\$0	\$8,000	\$7,000	N/A	\$7,000
4956 - DEFERRED LOAN REIMB	\$238,372	\$250,000	\$189,010	\$235,000	\$250,000	0%	\$0
Total Miscellaneous Income:	\$247,442	\$250,000	\$189,010	\$243,000	\$257,000	2.8%	\$7,000
Total Revenue Source:	\$247,592	\$250,000	\$189,010	\$243,000	\$257,000	2.8%	\$7,000

Expenditures by Expense Type

Name	FY2023 YTD Actual	FY2024 Budget: Amended	FY2024 YTD Actual	FY2024 Projected	FY2025 Budgeted	FY2024 Budget: Amended vs. FY2025 Budgeted (% Change)	FY2024 Budget: Amended vs. FY2025 Budgeted (\$ Change)
Expense Objects							
Personnel Services							
6102 - REGULAR PAY	\$95,055	\$105,296	\$48,114	\$89,231	\$101,650	-3.5%	-\$3,646
6249 - MISCELLANEOUS PAY	\$0	\$1,191	\$0	\$1,146	\$1,949	63.6%	\$758
6302 - FICA - EMPLOYERS SHARE	\$7,251	\$7,812	\$3,562	\$6,695	\$7,777	-0.4%	-\$35
6304 - WISCONSIN RETIREMENT FUND	\$6,468	\$7,052	\$3,320	\$6,157	\$7,065	0.2%	\$13
6306 - HEALTH INSURANCE	\$3,247	\$0	\$11,905	\$25,974	\$25,975	N/A	\$25,975
6307 - HEALTH INSURANCE ADMIN FEE	\$0	\$0	\$0	\$0	\$1,030	N/A	\$1,030
6308 - DENTAL	\$1,268	\$1,365	\$626	\$1,365	\$1,395	2.2%	\$30
6310 - LIFE INSURANCE	\$254	\$266	\$173	\$271	\$270	1.5%	\$4
Total Personnel Services:	\$113,542	\$122,982	\$67,699	\$130,839	\$147,111	19.6%	\$24,129
Operating							
6412 - CONTRACTUAL AGREEMENT PYMNTS	\$199,301	\$126,017	\$10,671	\$75,000	\$90,300	-28.3%	-\$35,717
6421 - EMPLOYEE TRAINING/DEVELOPMENT	\$0	\$0	\$0	\$0	\$500	N/A	\$500
6423 - EMPLOYEE ALLOWANCE/REIMBRSMNT	\$0	\$0	\$0	\$0	\$500	N/A	\$500
6431 - ADMIN / ENGINEERING FEE	\$1,154	\$1,000	\$293	\$1,000	\$1,000	0%	\$0
7470 - TSF TO OTHER	\$4,859	\$0	\$0	\$0	\$0	0%	\$0
6475 - TELEPHONES	\$9,070	\$0	\$0	\$0	\$0	0%	\$0
Total Operating:	\$214,384	\$127,017	\$10,964	\$76,000	\$92,300	-27.3%	-\$34,717
Total Expense Objects:	\$327,926	\$249,999	\$78,663	\$206,839	\$239,411	-4.2%	-\$10,588



Business Improvement District Fund 0209-1030

Department: Community Development Department
Fund Type: Special Revenue,
Non-Major Fund
Contact Person: Kelly Nieforth,
Director of Community Development

Mission Statement

The Downtown Oshkosh Business Improvement District (BID) is an essential entity of the Central Business District of Oshkosh. Created in 1987, the BID has maintained its original purpose of retaining available free parking in the downtown and proactively supporting revitalization efforts. Property owners within the BID assess themselves to pay for activities to enhance and improve the downtown and to bring customers to the area.

Strategic Plan Goals

- *Continue to support business retention and expansion, attraction, and entrepreneurship
- *Support redevelopment efforts through the City

2024 Accomplishments

- *Supported BID businesses with events, promotion and business resources.
- *Hired a marketing coordinator position.
- *Implemented the City's WEDC Vibrant Spaces Grant in the Algoma Alley.

2025 Goals

- *Create a non-profit to facilitate additional downtown BID growth.
- *Continue supporting business development in the BID.

Revenues by Source

Name	FY2023 YTD Actual	FY2024 Budget: Amended	FY2024 YTD Actual	FY2024 Projected	FY2025 Budgeted	FY2024 Budget: Amended vs. FY2025 Budgeted (% Change)	FY2024 Budget: Amended vs. FY2025 Budgeted (\$ Change)
Revenue Source							
Taxes and Special Assessments							
4173 - SPECIAL CHARGES - BID DISTRICT	\$140,610	\$140,610	\$140,610	\$140,610	\$140,610	0%	\$0
Total Taxes and Special Assessments:	\$140,610	\$140,610	\$140,610	\$140,610	\$140,610	0%	\$0
Miscellaneous Income							
4908 - INTEREST-OTHER INVESTMENTS	\$6,039	\$0	\$0	\$0	\$0	0%	\$0
4950 - SPONSORSHIP	\$36,175	\$51,500	\$14,418	\$88,500	\$88,500	71.8%	\$37,000
4972 - MISCELLANEOUS REVENUE	\$60,766	\$30,000	\$17,025	\$60,000	\$33,000	10%	\$3,000
Total Miscellaneous Income:	\$102,980	\$81,500	\$31,443	\$148,500	\$121,500	49.1%	\$40,000
Total Revenue Source:	\$243,590	\$222,110	\$172,053	\$289,110	\$262,110	18%	\$40,000

Expenditures by Expense Type

Name	FY2023 YTD Actual	FY2024 Budget: Amended	FY2024 YTD Actual	FY2024 Projected	FY2025 Budgeted	FY2024 Budget: Amended vs. FY2025 Budgeted (% Change)	FY2024 Budget: Amended vs. FY2025 Budgeted (\$ Change)
Expense Objects							
Operating							
6411 - ADVERTISING/POSTAGE/PRINTING	\$1,965	\$15,000	\$3,974	\$15,000	\$15,000	0%	\$0
6412 - CONTRACTUAL AGREEMENT PYMNTS	\$209,972	\$240,000	\$78,633	\$240,000	\$240,000	0%	\$0
6417 - 3RD PARTY CONTRACTED SERVICE	\$20,389	\$0	\$710	\$0	\$0	0%	\$0
6529 - NON-INV - SUPPLIES	\$46	\$0	\$0	\$0	\$0	0%	\$0
Total Operating:	\$232,372	\$255,000	\$83,317	\$255,000	\$255,000	0%	\$0
Total Expense Objects:	\$232,372	\$255,000	\$83,317	\$255,000	\$255,000	0%	\$0



Recycling Fund 0211-0480

Department: Public Works Department
Fund Type: Special Revenue,
Non-Major Fund
Contact Person: Eric Moran,
Public Works Sanitation Manager

Mission Statement

Provide the citizens of Oshkosh with a clean and sustainable community through the effective management of a public recycling program

Strategic Plan Goals

- *Strengthen our neighborhoods
- *Improve our quality of life assets
- *Provide a safe, secure, and healthy community

2024 Accomplishments

- *Use social media outlets to promote and update recycling media releases and events.
- *Promoted and educated the residents, community groups, landlords, and schools on the recycling program.
- *Rated one of the top divisions for "Quality of Service" in the City survey.
- *Completed inspections of businesses and multifamily properties for compliance with ordinances and recycling law.

2025 Goals

- *Continue to partner with Winnebago County in the education and promotion of public recycling programs.
- *Provide a high level of service for residential and multifamily properties by maintaining accurate recycling cart records.
- *Validate routes and changes needed for operators and operations for the future development of the City.

Personnel Positions

RECYCLING 0211-0480

PERSONNEL POSITIONS

Position Title	Current Budgeted Employees	Current Actual Employees	2025 Proposed Employees
Sanitation Manager - PW	0.50	0.50	0.50
Field Operations Mgr. - PW	0.15	0.15	0.15
Lead Sanitation Operator	1.00	1.00	1.00
Sanitation Operator	2.50	2.50	2.50
Office Assistant	0.50	0.50	0.50
Seasonal Help	varies	varies	varies
TOTAL PERSONNEL	4.65	4.65	4.65

Revenues by Source

Name	FY2023 YTD Actual	FY2024 Budget: Amended	FY2024 YTD Actual	FY2024 Projected	FY2025 Budgeted	FY2024 Budget: Amended vs. FY2025 Budgeted (% Change)	FY2024 Budget: Amended vs. FY2025 Budgeted (\$ Change)
Revenue Source							
Intergovernmental							
4227 - STATE AID- RECYCLING	\$236,833	\$237,000	\$237,193	\$237,193	\$237,000	0%	\$0
Total Intergovernmental:	\$236,833	\$237,000	\$237,193	\$237,193	\$237,000	0%	\$0
Charges for Services							
4552 - RECYCLE FEE	\$743,614	\$745,800	\$743,642	\$744,000	\$745,800	0%	\$0
4553 - REFUSE CART FEE	\$0	\$0	\$333	\$350	\$0	0%	\$0
4554 - DROP OFF FEES	\$113,450	\$111,000	\$99,975	\$115,000	\$115,000	3.6%	\$4,000
4556 - RECYCLING REVENUE	\$22,318	\$17,000	\$11,215	\$20,000	\$20,000	17.6%	\$3,000
4559 - SANITATION RECYCLING FEE	\$11,646	\$7,200	\$3,850	\$8,000	\$8,500	18.1%	\$1,300
Total Charges for Services:	\$891,028	\$881,000	\$859,015	\$887,350	\$889,300	0.9%	\$8,300
Miscellaneous Income							
4908 - INTEREST-OTHER INVESTMENTS	\$103,912	\$0	\$0	\$95,000	\$75,000	N/A	\$75,000
4966 - OTHER REIMBURSEMENTS	\$18,969	\$20,000	\$0	\$0	\$20,000	0%	\$0
4972 - MISCELLANEOUS REVENUE	\$1,284	\$0	\$485	\$0	\$0	0%	\$0
Total Miscellaneous Income:	\$124,166	\$20,000	\$485	\$95,000	\$95,000	375%	\$75,000
Total Revenue Source:	\$1,252,027	\$1,138,000	\$1,096,693	\$1,219,543	\$1,221,300	7.3%	\$83,300

Expenditures by Expense Type

Name	FY2023 YTD Actual	FY2024 Budget: Amended	FY2024 YTD Actual	FY2024 Projected	FY2025 Budgeted	FY2024 Budget: Amended vs. FY2025 Budgeted (% Change)	FY2024 Budget: Amended vs. FY2025 Budgeted (\$ Change)
Expense Objects							
Personnel Services							
6102 - REGULAR PAY	\$263,609	\$289,291	\$129,611	\$279,037	\$295,554	2.2%	\$6,263
6103 - REGULAR PAY - TEMP EMPLOYEE	\$30,546	\$23,400	\$9,936	\$22,106	\$25,375	8.4%	\$1,975
6104 - OVERTIME PAY	\$6,363	\$7,700	\$0	\$4,000	\$8,340	8.3%	\$640
6249 - MISCELLANEOUS PAY	\$0	\$609	\$0	\$2,005	\$3,586	488.8%	\$2,977
6302 - FICA - EMPLOYERS SHARE	\$21,742	\$24,641	\$10,227	\$22,853	\$25,194	2.2%	\$553
6304 - WISCONSIN RETIREMENT FUND	\$18,315	\$20,871	\$8,957	\$19,543	\$21,123	1.2%	\$252
6306 - HEALTH INSURANCE	\$87,634	\$96,925	\$33,979	\$73,973	\$53,305	-45%	-\$43,620
6307 - HEALTH INSURANCE ADMIN FEE	\$0	\$0	\$0	\$0	\$1,030	N/A	\$1,030
6308 - DENTAL	\$3,919	\$4,425	\$1,402	\$3,051	\$3,783	-14.5%	-\$642
6310 - LIFE INSURANCE	\$660	\$760	\$352	\$719	\$784	3.2%	\$24
Total Personnel Services:	\$432,789	\$468,622	\$194,463	\$427,287	\$438,074	-6.5%	-\$30,548
Operating							
6401 - PS - ENGINEER/SURVEY/APPRaisal	\$1,240	\$2,000	\$0	\$1,000	\$1,500	-25%	-\$500
6404 - PS - MISC CONSULTING / STUDIES	\$3,934	\$4,200	\$4,504	\$4,600	\$5,000	19%	\$800
6411 - ADVERTISING/POSTAGE/PRINTING	\$7,969	\$10,000	\$6,034	\$9,000	\$10,000	0%	\$0
6415 - SUBSCRIPTION/LICENSING CNTRCTS	\$1,504	\$2,100	\$811	\$1,800	\$3,200	52.4%	\$1,100
6416 - PREVENTATIVE MNTC CONTRACTS	\$191	\$400	\$84	\$400	\$400	0%	\$0
6417 - 3RD PARTY CONTRACTED SERVICE	\$29,538	\$23,000	\$10,821	\$45,000	\$55,000	139.1%	\$32,000
6418 - UNIFORM LAUNDRY/RUGS/CLEANING	\$66	\$0	\$0	\$800	\$1,000	N/A	\$1,000
6421 - EMPLOYEE TRAINING/DEVELOPMENT	\$1,229	\$1,100	\$750	\$1,100	\$2,500	127.3%	\$1,400
6422 - PRFSL LICENSE/MEMBERSHIP/BOND	\$74	\$0	\$0	\$0	\$0	0%	\$0
6423 - EMPLOYEE ALLOWANCE/REIMBRSMNT	\$1,016	\$950	\$650	\$950	\$1,000	5.3%	\$50
6433 - INTERFUND CHARGE BACKS	\$234,818	\$314,900	\$144,838	\$314,900	\$325,000	3.2%	\$10,100
6441 - RENTAL EXPENSE	\$19,177	\$0	\$0	\$0	\$0	0%	\$0
6450 - INSURANCE EXPENSE	\$4,300	\$9,000	\$2,945	\$4,800	\$4,800	-46.7%	-\$4,200
6451 - WORKERS COMPENSATION	\$7,900	\$7,400	\$7,400	\$7,400	\$7,600	2.7%	\$200
6452 - LICENSE & PERMITS	\$148	\$150	\$0	\$150	\$150	0%	\$0

Name	FY2023 YTD Actual	FY2024 Budget: Amended	FY2024 YTD Actual	FY2024 Projected	FY2025 Budgeted	FY2024 Budget: Amended vs. FY2025 Budgeted (% Change)	FY2024 Budget: Amended vs. FY2025 Budgeted (\$ Change)
6454 - TELEPHONE / INTERNET SERVC	\$1,130	\$2,100	\$538	\$2,000	\$3,500	66.7%	\$1,400
6469 - UNCOLLECTIBLE ACCOUNTS	\$105	\$0	\$0	\$0	\$0	0%	\$0
6520 - OFFICE SUPPLIES	\$396	\$500	\$87	\$500	\$500	0%	\$0
6521 - INVENTORY SUPPLIES	\$2,657	\$5,000	\$2,314	\$5,000	\$5,000	0%	\$0
6529 - NON-INV - SUPPLIES	\$502	\$5,300	\$137	\$5,300	\$5,300	0%	\$0
6550 - MINOR EQUIPMENT	\$2,872	\$2,000	\$0	\$2,000	\$2,000	0%	\$0
Total Operating:	\$320,766	\$390,100	\$181,912	\$406,700	\$433,450	11.1%	\$43,350
Capital Outlay							
7210 - MOTOR VEHICLES	\$0	\$255,000	\$0	\$255,000	\$270,000	5.9%	\$15,000
Total Capital Outlay:	\$0	\$255,000	\$0	\$255,000	\$270,000	5.9%	\$15,000
Total Expense Objects:	\$753,555	\$1,113,722	\$376,375	\$1,088,987	\$1,141,524	2.5%	\$27,802



Garbage Collection & Disposal Fund 0212-0470

Department: Public Works Department
Fund Type: Special Revenue,
Non-Major Fund
Contact Person: Eric Moran,
Public Works Sanitation Manager

Mission Statement

Provide the citizens of Oshkosh with a clean and sustainable community through the effective management of a refuse collection program

Strategic Plan Goals

- *Strengthen our neighborhoods
- *Improve our quality of life assets
- *Provide a safe, secure, and healthy community

2024 Accomplishments

- *Mailing brochures out to the community to educate the property owners on the proper practices of recycling.
- *Completed inspections of former landfill sites regarding condition/maintenance requirements.
- *Rated one of the top divisions for quality of service for the City of Oshkosh.
- *Completed inspections of businesses and multifamily properties for compliance with ordinances and recycling law.

2025 Goals

- *Validate routes and changes needed for operators and operations for the future development of the City.
- *Continue to perform DNR standard inspections for businesses and multifamily units.
- *Continue to focus on building talent to promote into the City.

Personnel Positions

GARBAGE COLLECTION & DISPOSAL FUND 0212-0470

PERSONNEL POSITIONS

Position Title	Current Budgeted Employees	Current Actual Employees	2025 Proposed Employees
Sanitation Manager - PW	0.50	0.50	0.50
Field Operations Mgr. - PW	0.15	0.15	0.15
Sanitation Operator	6.50	6.50	6.50
Office Assistant	0.50	0.50	0.50
TOTAL PERSONNEL	7.65	7.65	7.65

Revenues by Source

Name	FY2023 YTD Actual	FY2024 Budget: Amended	FY2024 YTD Actual	FY2024 Projected	FY2025 Budgeted	FY2024 Budget: Amended vs. FY2025 Budgeted (% Change)	FY2024 Budget: Amended vs. FY2025 Budgeted (\$ Change)
Revenue Source							
Taxes and Special Assessments							
4102 - GENERAL PROPERTY TAX-CITY	\$1,560,000	\$1,730,000	\$1,730,000	\$1,730,000	\$1,990,000	15%	\$260,000
Total Taxes and Special Assessments:	\$1,560,000	\$1,730,000	\$1,730,000	\$1,730,000	\$1,990,000	15%	\$260,000
Charges for Services							
4553 - REFUSE CART FEE	\$15,026	\$15,000	\$5,969	\$12,000	\$15,000	0%	\$0
4558 - SANITATION REVENUE	\$48,350	\$50,000	\$30,644	\$48,000	\$50,000	0%	\$0
Total Charges for Services:	\$63,376	\$65,000	\$36,613	\$60,000	\$65,000	0%	\$0
Miscellaneous Income							
4908 - INTEREST-OTHER INVESTMENTS	\$24,005	\$0	\$0	\$10,000	\$5,000	N/A	\$5,000
4972 - MISCELLANEOUS REVENUE	\$0	\$10,000	\$0	\$0	\$0	-100%	-\$10,000
Total Miscellaneous Income:	\$24,005	\$10,000	\$0	\$10,000	\$5,000	-50%	-\$5,000
Total Revenue Source:	\$1,647,380	\$1,805,000	\$1,766,613	\$1,800,000	\$2,060,000	14.1%	\$255,000

Expenditures by Expense Type

Name	FY2023 YTD Actual	FY2024 Budget: Amended	FY2024 YTD Actual	FY2024 Projected	FY2025 Budgeted	FY2024 Budget: Amended vs. FY2025 Budgeted (% Change)	FY2024 Budget: Amended vs. FY2025 Budgeted (\$ Change)
Expense Objects							
Personnel Services							
6102 - REGULAR PAY	\$397,896	\$422,490	\$185,725	\$420,680	\$461,927	9.3%	\$39,437
6104 - OVERTIME PAY	\$10,275	\$9,000	\$3,357	\$8,152	\$9,998	11.1%	\$998
6249 - MISCELLANEOUS PAY	\$0	-\$2,300	\$0	\$2,291	\$2,390	-203.9%	\$4,690
6302 - FICA - EMPLOYERS SHARE	\$29,417	\$33,504	\$13,486	\$31,737	\$36,107	7.8%	\$2,603
6304 - WISCONSIN RETIREMENT FUND	\$27,722	\$30,139	\$12,995	\$29,539	\$32,804	8.8%	\$2,665
6306 - HEALTH INSURANCE	\$133,665	\$124,668	\$69,040	\$151,243	\$172,900	38.7%	\$48,232
6307 - HEALTH INSURANCE ADMIN FEE	\$0	\$0	\$0	\$0	\$1,030	N/A	\$1,030
6308 - DENTAL	\$6,446	\$8,158	\$3,536	\$8,086	\$8,708	6.7%	\$550
6310 - LIFE INSURANCE	\$1,290	\$1,114	\$611	\$1,194	\$1,226	10.1%	\$112
Total Personnel Services:	\$606,710	\$626,773	\$288,751	\$652,922	\$727,090	16%	\$100,317
Operating							
6401 - PS - ENGINEER/SURVEY/APPRaisal	\$138,172	\$135,018	\$34,700	\$138,000	\$145,000	7.4%	\$9,982
6411 - ADVERTISING/POSTAGE/PRINTING	\$1,180	\$2,500	\$1,308	\$1,500	\$2,500	0%	\$0
6415 - SUBSCRIPTION/LICENSING CNTRCTS	\$1,591	\$2,100	\$822	\$1,800	\$3,500	66.7%	\$1,400
6416 - PREVENTATIVE MNTC CONTRACTS	\$191	\$300	\$84	\$300	\$300	0%	\$0
6417 - 3RD PARTY CONTRACTED SERVICE	\$721,766	\$725,200	\$315,097	\$745,000	\$790,000	8.9%	\$64,800
6418 - UNIFORM LAUNDRY/RUGS/CLEANING	\$164	\$1,400	\$51	\$1,400	\$3,000	114.3%	\$1,600
6421 - EMPLOYEE TRAINING/DEVELOPMENT	\$1,229	\$1,000	\$750	\$1,000	\$3,000	200%	\$2,000
6423 - EMPLOYEE ALLOWANCE/REIMBRSMNT	\$1,758	\$900	\$622	\$900	\$1,000	11.1%	\$100
6433 - INTERFUND CHARGE BACKS	\$253,040	\$233,100	\$119,107	\$233,100	\$245,600	5.4%	\$12,500
6443 - LEASE EXPENSE	\$214	\$300	\$103	\$300	\$400	33.3%	\$100
6450 - INSURANCE EXPENSE	\$7,100	\$7,800	\$4,590	\$7,800	\$7,800	0%	\$0
6451 - WORKERS COMPENSATION	\$21,000	\$19,700	\$19,700	\$19,700	\$20,200	2.5%	\$500
6452 - LICENSE & PERMITS	\$1,034	\$1,300	\$0	\$1,300	\$1,300	0%	\$0
6454 - TELEPHONE / INTERNET SERVC	\$2,605	\$2,700	\$1,430	\$2,700	\$4,500	66.7%	\$1,800
6455 - UTILITY EXPENSE	\$6,393	\$6,600	\$3,166	\$6,600	\$6,800	3%	\$200
6520 - OFFICE SUPPLIES	\$493	\$500	\$128	\$500	\$500	0%	\$0
6521 - INVENTORY SUPPLIES	\$1,790	\$20,000	\$3,179	\$10,000	\$5,000	-75%	-\$15,000
6529 - NON-INV - SUPPLIES	\$3,649	\$11,000	\$894	\$7,500	\$8,500	-22.7%	-\$2,500

Name	FY2023 YTD Actual	FY2024 Budget: Amended	FY2024 YTD Actual	FY2024 Projected	FY2025 Budgeted	FY2024 Budget: Amended vs. FY2025 Budgeted (% Change)	FY2024 Budget: Amended vs. FY2025 Budgeted (\$ Change)
6550 - MINOR EQUIPMENT	\$2,872	\$2,100	\$0	\$2,100	\$3,000	42.9%	\$900
Total Operating:	\$1,166,241	\$1,173,518	\$505,732	\$1,181,500	\$1,251,900	6.7%	\$78,382
Total Expense Objects:	\$1,772,951	\$1,800,291	\$794,483	\$1,834,422	\$1,978,990	9.9%	\$178,699



Police Special Fund 0215-0211

Department: Public Safety/Police Department
Fund Type: Special Revenue,
Non-Major Fund
Contact Person: Dean Smith, Chief of Police

Mission Statement

The purpose of the fund is to provide separate accounting for proceeds from Federal and State Grants to be utilized for specific needs and according to grant requirements, as well as from donations or gifts for specific department needs.

Strategic Plan Goals

- *Enhance community trust in public safety
- *Strengthen relationships with neighborhood organizations and diverse groups in the community
- *Improve transportation safety within the community
- *Continue to develop strategies to address substance abuse in the community
- *Ensure a high level of response to emergencies

2024 Accomplishments

- *Successfully expanded recruiting efforts, utilizing grant funding, to reach applicants beyond the traditional regions to access a wider pool of potential applicants from diverse backgrounds.
- *Replaced equipment to assist in drug investigations utilizing grant funding.
- *Hosted community events and activities to include Coffee with a Cop, Citizens Academy, Shop with a Cop and Youth Leadership Camp.

2025 Goals

- *Research and apply for grants to support the department's team policing and strategic plan goals.
- *Continue to seek grant opportunities to purchase equipment in support of the department's operations.

Revenues by Source

Name	FY2023 YTD Actual	FY2024 Budget: Amended	FY2024 YTD Actual	FY2024 Projected	FY2025 Budgeted	FY2024 Budget: Amended vs. FY2025 Budgeted (% Change)	FY2024 Budget: Amended vs. FY2025 Budgeted (\$ Change)
Revenue Source							
Intergovernmental							
4206 - FEDERAL AID- POLICE	\$6,032	\$18,100	\$10,953	\$12,200	\$1,500	-91.7%	-\$16,600
4226 - STATE AID- POLICE	\$0	\$27,265	\$0	\$27,265	\$0	-100%	-\$27,265
4262 - LOCAL CONTRIBUTION AND AID	\$17,953	\$22,666	\$13,587	\$26,600	\$19,700	-13.1%	-\$2,966
4263 - SUBRECIPIENT GRANT	\$87,824	\$0	\$39,621	\$114,000	\$0	0%	\$0
4265 - PRIVATE GRANT	\$0	\$0	\$3,973	\$4,000	\$0	0%	\$0
Total Intergovernmental:	\$111,808	\$68,031	\$68,133	\$184,065	\$21,200	-68.8%	-\$46,831
Fines, Forfeits and Penalties							
4404 - OTHER PENALTIES	\$0	\$0	\$3,295	\$19,600	\$5,000	N/A	\$5,000
Total Fines, Forfeits and Penalties:	\$0	\$0	\$3,295	\$19,600	\$5,000	N/A	\$5,000
Miscellaneous Income							
4908 - INTEREST-OTHER INVESTMENTS	\$10,848	\$0	\$0	\$9,500	\$8,000	N/A	\$8,000
4952 - GIFTS & DONATIONS	\$98,429	\$73,400	\$68,059	\$94,700	\$61,700	-15.9%	-\$11,700
Total Miscellaneous Income:	\$109,277	\$73,400	\$68,059	\$104,200	\$69,700	-5%	-\$3,700
Transfers							
5299 - TSF FROM OTHER FUNDS	\$16,000	\$0	\$0	\$0	\$0	0%	\$0
Total Transfers:	\$16,000	\$0	\$0	\$0	\$0	0%	\$0
Total Revenue Source:	\$237,086	\$141,431	\$139,487	\$307,865	\$95,900	-32.2%	-\$45,531

Expenditures by Expense Type

Name	FY2023 YTD Actual	FY2024 Budget: Amended	FY2024 YTD Actual	FY2024 Projected	FY2025 Budgeted	FY2024 Budget: Amended vs. FY2025 Budgeted (% Change)	FY2024 Budget: Amended vs. FY2025 Budgeted (\$ Change)
Expense Objects							
Operating							
6401 - PS - ENGINEER/SURVEY/APPRAISAL	\$0	\$15,000	\$0	\$0	\$0	-100%	-\$15,000
6404 - PS - MISC CONSULTING / STUDIES	\$0	\$8,863	\$5,520	\$5,600	\$0	-100%	-\$8,863
6411 - ADVERTISING/POSTAGE/PRINTING	\$0	\$6,231	\$2,625	\$6,400	\$0	-100%	-\$6,231
6415 - SUBSCRIPTION/LICENSING CNTRCTS	\$0	\$0	\$1,909	\$2,000	\$5,000	N/A	\$5,000
6417 - 3RD PARTY CONTRACTED SERVICE	\$776	\$53,025	\$2,399	\$2,500	\$6,000	-88.7%	-\$47,025
6421 - EMPLOYEE TRAINING/DEVELOPMENT	\$1,282	\$2,676	\$2,118	\$4,300	\$20,000	647.4%	\$17,324
6422 - PRFSL LICENSE/MEMERSHIP/BOND	\$640	\$0	\$0	\$0	\$0	0%	\$0
6423 - EMPLOYEE ALLOWANCE/REIMBRSMNT	\$0	\$1,000	\$0	\$0	\$1,000	0%	\$0
6529 - NON-INV - SUPPLIES	\$16,164	\$145,353	\$10,142	\$38,500	\$86,800	-40.3%	-\$58,553
6550 - MINOR EQUIPMENT	\$36,144	\$43,015	\$61,901	\$76,600	\$70,000	62.7%	\$26,985
Total Operating:	\$55,006	\$275,163	\$86,613	\$135,900	\$188,800	-31.4%	-\$86,363
Capital Outlay							
7204 - MACHINERY & EQUIPMENT	\$199,089	-\$22,394	\$0	\$0	\$0	-100%	\$22,394
7210 - MOTOR VEHICLES	\$0	\$25,200	\$25,000	\$25,000	\$0	-100%	-\$25,200
Total Capital Outlay:	\$199,089	\$2,806	\$25,000	\$25,000	\$0	-100%	-\$2,806
Total Expense Objects:	\$254,096	\$277,970	\$111,613	\$160,900	\$188,800	-32.1%	-\$89,170



Street Lighting Fund 0223-0460

Department: Transportation Department
Fund Type: Special Revenue,
Non-Major Fund
Contact Person: Jim Collins,
Director of Transportation

Mission Statement

The mission of the Street Lighting Division is to support a comprehensive street lighting network of streets in the public right-of-way, parking lots, parks, and other city-owned facilities.

Strategic Plan Goals

- *Improve and maintain our infrastructure
- *Improve our quality of life assets
- *Strengthen our neighborhoods

2024 Accomplishments

- *LED upgrades replacing retrofit kits at the end of their useful life.
- *Install city-owned streetlights as budgeted/planned on reconstructed roads.

2025 Goals

- *Install city-owned streetlights as budgeted/planned on reconstructed roads.
- *Continue to test solar lights.
- *Update various park lighting.

Revenues by Source

Name	FY2023 YTD Actual	FY2024 Budget: Amended	FY2024 YTD Actual	FY2024 Projected	FY2025 Budgeted	FY2024 Budget: Amended vs. FY2025 Budgeted (% Change)	FY2024 Budget: Amended vs. FY2025 Budgeted (\$ Change)
Revenue Source							
Taxes and Special Assessments							
4102 - GENERAL PROPERTY TAX-CITY	\$1,025,000	\$1,060,300	\$1,060,300	\$1,060,300	\$1,090,600	2.9%	\$30,300
Total Taxes and Special Assessments:	\$1,025,000	\$1,060,300	\$1,060,300	\$1,060,300	\$1,090,600	2.9%	\$30,300
Miscellaneous Income							
4908 - INTEREST-OTHER INVESTMENTS	\$23,130	\$0	\$0	\$21,000	\$20,000	N/A	\$20,000
Total Miscellaneous Income:	\$23,130	\$0	\$0	\$21,000	\$20,000	N/A	\$20,000
Total Revenue Source:	\$1,048,130	\$1,060,300	\$1,060,300	\$1,081,300	\$1,110,600	4.7%	\$50,300

Expenditures by Expense Type

Name	FY2023 YTD Actual	FY2024 Budget: Amended	FY2024 YTD Actual	FY2024 Projected	FY2025 Budgeted	FY2024 Budget: Amended vs. FY2025 Budgeted (% Change)	FY2024 Budget: Amended vs. FY2025 Budgeted (\$ Change)
Expense Objects							
Operating							
6417 - 3RD PARTY CONTRACTED SERVICE	\$0	\$0	\$121	\$300	\$300	N/A	\$300
6452 - LICENSE & PERMITS	\$418	\$300	\$0	\$300	\$300	0%	\$0
6455 - UTILITY EXPENSE	\$1,009,742	\$1,000,000	\$413,448	\$1,000,000	\$1,050,000	5%	\$50,000
6521 - INVENTORY SUPPLIES	\$0	\$1,000	\$0	\$1,000	\$1,000	0%	\$0
6529 - NON-INV - SUPPLIES	\$26,363	\$59,576	\$39,193	\$64,200	\$29,000	-51.3%	-\$30,576
6539 - NON INVENTORY REPAIR PARTS	\$0	\$30,000	\$0	\$30,000	\$30,000	0%	\$0
Total Operating:	\$1,036,523	\$1,090,876	\$452,762	\$1,095,800	\$1,110,600	1.8%	\$19,724
Total Expense Objects:	\$1,036,523	\$1,090,876	\$452,762	\$1,095,800	\$1,110,600	1.8%	\$19,724



Revenues by Source

Name	FY2023 YTD Actual	FY2024 Budget: Amended	FY2024 YTD Actual	FY2024 Projected	FY2025 Budgeted	FY2024 Budget: Amended vs. FY2025 Budgeted (% Change)	FY2024 Budget: Amended vs. FY2025 Budgeted (\$ Change)
Revenue Source							
Intergovernmental							
4260 - GRANTS AND AIDS							
GRANTS AND AIDS	\$0	\$0	\$0	\$7,818,345	\$4,321,956	N/A	\$4,321,956
Total 4260 - GRANTS AND AIDS:	\$0	\$0	\$0	\$7,818,345	\$4,321,956	N/A	\$4,321,956
4262 - LOCAL CONTRIBUTION AND AID							
GRANTS - FEDERAL	\$2,247,088	\$0	\$0	\$0	\$0	0%	\$0
Total 4262 - LOCAL CONTRIBUTION AND AID:	\$2,247,088	\$0	\$0	\$0	\$0	0%	\$0
Total Intergovernmental:	\$2,247,088	\$0	\$0	\$7,818,345	\$4,321,956	N/A	\$4,321,956
Miscellaneous Income							
4908 - INTEREST-OTHER INVESTMENTS							
INTEREST-OTHER INVESTMENTS	\$573,529	\$0	\$401,022	\$880,170	\$400,000	N/A	\$400,000
Total 4908 - INTEREST-OTHER INVESTMENTS:	\$573,529	\$0	\$401,022	\$880,170	\$400,000	N/A	\$400,000
Total Miscellaneous Income:	\$573,529	\$0	\$401,022	\$880,170	\$400,000	N/A	\$400,000
Total Revenue Source:	\$2,820,617	\$0	\$401,022	\$8,698,515	\$4,721,956	N/A	\$4,721,956

Expenditures by Expense Type

Name	FY2023 YTD Actual	FY2024 Budget: Amended	FY2024 YTD Actual	FY2024 Projected	FY2025 Budgeted	FY2024 Budget: Amended vs. FY2025 Budgeted (% Change)	FY2024 Budget: Amended vs. FY2025 Budgeted (\$ Change)
Expense Objects							
Operating							
6401 - PS - ENGINEER/SURVEY/APPRaisal							
MISC COVID SUPPLIES	\$0	\$98,872	\$0	\$300,000	\$1,382,394	1,298.2%	\$1,283,522
ARPA - LR/CIP - 2024-ADA IMPRV	\$0	\$100,000	\$0	\$0	\$100,000	0%	\$0
Total 6401 - PS - ENGINEER/SURVEY/APPRaisal:	\$0	\$198,872	\$0	\$300,000	\$1,482,394	645.4%	\$1,283,522
6404 - PS - MISC CONSULTING / STUDIES							
ARPA-LS REV/CIP-24-SPC NEEDS	\$0	\$23,060	\$0	\$23,060	\$0	-100%	-\$23,060
ARPA INF/CIP-24-TRANS RTE STDY	\$0	\$30,000	\$25,716	\$28,961	\$1,039	-96.5%	-\$28,961
Total 6404 - PS - MISC CONSULTING / STUDIES:	\$0	\$53,060	\$25,716	\$52,021	\$1,039	-98%	-\$52,021
6415 - SUBSCRIPTION/LICENSING CNTRCTS							
ARPA-LR/CIP-2024-IT LIST SERVE	\$0	\$16,700	\$16,770	\$16,770	\$0	-100%	-\$16,700
ARPA-LOSS REV/CIP-BODY ARMOR	\$0	\$15,600	\$14,090	\$14,738	\$648	-95.8%	-\$14,952
Total 6415 - SUBSCRIPTION/LICENSING CNTRCTS:	\$0	\$32,300	\$30,860	\$31,508	\$648	-98%	-\$31,652
6417 - 3RD PARTY CONTRACTED SERVICE							
ARPA - NEG ECOM IMPACT PYMNTS	\$225,000	\$2,550,480	\$2,200,000	\$2,505,423	\$45,057	-98.2%	-\$2,505,423
Total 6417 - 3RD PARTY CONTRACTED SERVICE:	\$225,000	\$2,550,480	\$2,200,000	\$2,505,423	\$45,057	-98.2%	-\$2,505,423
6550 - MINOR EQUIPMENT							
ARPA-LOSS REV/CIP-BODY ARMOR	\$0	\$24,400	\$14,086	\$20,865	\$2,724	-88.8%	-\$21,676
Total 6550 - MINOR EQUIPMENT:	\$0	\$24,400	\$14,086	\$20,865	\$2,724	-88.8%	-\$21,676
7470 - TSF TO OTHER							
TSF TO OTHER	\$0	\$0	\$211,099	\$211,099	\$0	0%	\$0
Total 7470 - TSF TO OTHER:	\$0	\$0	\$211,099	\$211,099	\$0	0%	\$0
Total Operating:	\$225,000	\$2,859,112	\$2,481,760	\$3,120,916	\$1,531,862	-46.4%	-\$1,327,250

Name	FY2023 YTD Actual	FY2024 Budget: Amended	FY2024 YTD Actual	FY2024 Projected	FY2025 Budgeted	FY2024 Budget: Amended vs. FY2025 Budgeted (% Change)	FY2024 Budget: Amended vs. FY2025 Budgeted (\$ Change)
Capital Outlay							
7202 - OFFICE EQUIPMENT							
ARPA22 LEVY OM VDEO EQU/CNT RM	\$74,865	\$7,835	\$2,210	\$8,224	\$4,483	-42.8%	-\$3,352
ARPA 22LOSS REV/CIP BADGER BKS	\$95,218	\$36,882	\$1,190	\$13,115	\$0	-100%	-\$36,882
ARPA22 LEVY ELCTN SHLD/BDG BKS	\$0	\$34,000	\$1,953	\$1,953	\$32,047	-5.7%	-\$1,953
ARPA - LR/CIP - 2024- MATTRESS	\$0	\$88,700	\$82,536	\$82,536	\$6,164	-93.1%	-\$82,536
ARPA-LOSS REV/LEVY-LIB FURN	\$0	\$25,000	\$0	\$7,833	\$17,167	-31.3%	-\$7,833
Total 7202 - OFFICE EQUIPMENT:	\$170,084	\$192,416	\$87,889	\$113,661	\$59,861	-68.9%	-\$132,555
7204 - MACHINERY & EQUIPMENT							
ARPA-LOSS REV/CIP-2024- EQUIP	\$0	\$161,000	\$12,795	\$137,662	\$0	-100%	-\$161,000
ARPA22 LEVY HPE SERVERS	\$14,778	\$0	\$0	\$0	\$0	0%	\$0
ARPA - LOSS REV/IT SEC 2022	\$10,053	-\$53	\$0	\$0	\$0	-100%	\$53
ARPA22 CIP BARRIER SYSTEM	\$100,001	-\$1	\$0	\$0	\$0	-100%	\$1
ARPA22 LEVY PD TSR/NARC/UFED	\$52,090	\$35,110	\$0	\$115	\$10,999	-68.7%	-\$24,111
FR HOSE/NZL/MTRS/TO GEAR	\$0	\$107,314	\$3,380	\$100,336	\$6,938	-93.5%	-\$100,376
VEHICLE LOCATION EQUIP	\$0	\$1,057	\$0	\$0	\$0	-100%	-\$1,057
ARPA - LOSS REVENUE/CIP - 2022	\$0	\$88,500	\$0	\$80,335	\$8,165	-90.8%	-\$80,335
ARPA-FIRE MACH/EQU	\$0	\$1,296,600	\$1,180,500	\$1,276,891	\$30,552	-97.6%	-\$1,266,048
ARPA - LS REV/LEVY-24 EQUIP	\$3,146	\$46,854	\$45,956	\$46,456	\$398	-99.2%	-\$46,456
ARPA LR/CIP-2024-PARKS EQUIP	\$0	\$375,000	\$0	\$0	\$368,376	-1.8%	-\$6,624
ARPA-LOSS REV/LEVY-LIB NOISE	\$0	\$53,000	\$24,720	\$31,657	\$21,343	-59.7%	-\$31,657
ARPA-LOSS REV/CIP-2024- MOWERS	\$0	\$40,000	\$36,240	\$36,240	\$3,760	-90.6%	-\$36,240
ARPA22 CIP WESTHAVEN SIGNALS	\$128,172	\$71,828	\$21,488	\$22,488	\$9,504	-86.8%	-\$62,324
ARPA-LR/CIP-2024-TRANSIT CRD	\$0	\$80,000	\$46,852	\$46,852	\$58,610	-26.7%	-\$21,390
Total 7204 - MACHINERY & EQUIPMENT:	\$308,240	\$2,356,209	\$1,371,931	\$1,779,032	\$518,645	-78%	-\$1,837,564
7206 - CAPITAL CONSTRUCTION							
ARPA22 CIP SAWDUST DIST UTILIT	\$136,059	\$123,941	\$0	\$6,531	\$117,409	-5.3%	-\$6,532

Name	FY2023 YTD Actual	FY2024 Budget: Amended	FY2024 YTD Actual	FY2024 Projected	FY2025 Budgeted	FY2024 Budget: Amended vs. FY2025 Budgeted (% Change)	FY2024 Budget: Amended vs. FY2025 Budgeted (\$ Change)
Total 7206 - CAPITAL CONSTRUCTION:	\$136,059	\$123,941	\$0	\$6,531	\$117,409	-5.3%	-\$6,532
7210 - MOTOR VEHICLES							
ARPA-LOSS REV/CIP-2024 VEHICLE	\$0	\$47,000	\$0	\$0	\$47,000	0%	\$0
ARPA-LOSS REV/CIP-2024- VAN	\$0	\$85,000	\$0	\$84,439	\$0	-100%	-\$85,000
ARPA22 CIP PD MOB CRISIS VEH	\$0	\$350,000	\$1,856	\$290,074	\$4,961	-98.6%	-\$345,039
ARPA-PD TAKE HOME VEHICLES	\$0	\$386,000	\$196,276	\$286,423	\$99,577	-74.2%	-\$286,423
ARPA-LOSS REV/CIP-2024- VEHCILE	\$0	\$74,000	\$54,750	\$62,725	\$11,275	-84.8%	-\$62,725
ARPA-LOSS REV/CIP-2024- TRUCK	\$0	\$254,000	\$0	\$50,057	\$209,304	-17.6%	-\$44,696
ARPA-LOSS REV/CIP-2024- CEM VAN	\$0	\$94,000	\$0	\$0	\$0	-100%	-\$94,000
Total 7210 - MOTOR VEHICLES:	\$0	\$1,290,000	\$252,881	\$773,718	\$372,117	-71.2%	-\$917,883
7212 - RADIOS							
POLICE RADIOS	\$1,040	\$83,841	\$0	\$0	\$83,841	0%	\$0
FIRE RADIOS	\$75,853	\$51,331	\$0	\$0	\$0	-100%	-\$51,331
ARPA-LOSS REV/CIP -FIRE RADIOS	\$0	\$43,000	\$0	\$0	\$43,000	0%	\$0
Total 7212 - RADIOS:	\$76,893	\$178,172	\$0	\$0	\$126,841	-28.8%	-\$51,331
7214 - BUILDINGS & BUILDING IMPRVMTS							
ARPA INF/CIP-2024-DATA SWTCH	\$282	\$87,944	\$88,386	\$88,386	\$0	-100%	-\$87,944
CH SECURITY UPGRADE	\$5,795	-\$3,295	\$0	\$0	\$0	-100%	\$3,295
BUILDINGS & BUILDING IMPRVMTS	\$0	\$134,000	\$130,954	\$130,954	\$3,046	-97.7%	-\$130,954
ARPA-2024 FACILITIES IMPRVMNTS	\$0	\$928,000	\$24,503	\$216,603	\$548,397	-40.9%	-\$379,603
ARPA-LOSS/REV-24-FACILITY UPDT	\$0	\$575,000	\$68,472	\$165,378	\$409,622	-28.8%	-\$165,378
FR GENRTR/ ST RENO	\$20,700	\$83,800	\$12,561	\$70,566	\$13,234	-84.2%	-\$70,566
ARPA - LOSS REVENUE/CIP - 2022	\$8,770	\$183,730	\$87,390	\$122,367	\$61,463	-66.5%	-\$122,267
ARPA - LR/CIP-2024-FIRE BLDGS	\$0	\$830,000	\$42,021	\$403,448	\$76,552	-90.8%	-\$753,448
MENOMINEE PK BEACH HSE	\$0	\$150,000	\$17,132	\$25,235	\$5,479	-96.3%	-\$144,521
SR CTR N FRONT AREA RENO	\$448	\$6,391	\$3,212	\$6,977	\$0	-100%	-\$6,391
GOH LIGHTING	\$0	\$80,000	\$0	\$0	\$0	-100%	-\$80,000
GOH PLUMBING IMPROVEMENTS	\$0	\$15,000	\$0	\$0	\$0	-100%	-\$15,000

Name	FY2023 YTD Actual	FY2024 Budget: Amended	FY2024 YTD Actual	FY2024 Projected	FY2025 Budgeted	FY2024 Budget: Amended vs. FY2025 Budgeted (% Change)	FY2024 Budget: Amended vs. FY2025 Budgeted (\$ Change)
LIBRARY GENERATOR	\$168,123	-\$35,578	\$47,696	\$47,696	\$80,000	-324.9%	\$115,578
ARPA-LOSS REV/LEVY-LIB SIGNS	\$0	\$22,000	\$0	\$670	\$21,724	-1.3%	-\$276
MUS MASON/GNRL PURPOSE RM	\$0	\$75,000	\$22,450	\$72,450	\$2,550	-96.6%	-\$72,450
MUS SGN/MSNRY/LD DRS/SCRTY/GPR	\$132,946	\$688,004	\$62,017	\$504,093	\$183,910	-73.3%	-\$504,094
Total 7214 - BUILDINGS & BUILDING IMPRVMTS:	\$337,064	\$3,819,995	\$606,793	\$1,854,823	\$1,405,977	-63.2%	-\$2,414,018
7216 - LAND IMPROVEMENT							
ARPA - LOSS REV/IT SEC 2022	\$4,108	\$209,892	\$0	\$208,275	\$1,616	-99.2%	-\$208,276
INFRASTRUC/CIP-22 FIBER INSTAL	\$229,270	-\$15,786	\$0	\$0	\$0	-100%	\$15,786
ST 19 PARKING LOT	\$4,915	\$2,312	\$0	\$0	\$0	-100%	-\$2,312
ARPA - INFRASTRUC/CIP -2022	\$127,115	\$349,383	\$0	\$0	\$1,950	-99.4%	-\$347,433
ARPA-LOSS REV/CIP-RNDABT LNDSC	\$0	\$150,000	\$0	\$150,000	\$0	-100%	-\$150,000
ARPA-PRATT TRAIL ARCH STUDY	\$143,547	\$656,453	\$400,000	\$440,387	\$83,198	-87.3%	-\$573,255
Total 7216 - LAND IMPROVEMENT:	\$508,955	\$1,352,254	\$400,000	\$798,662	\$86,764	-93.6%	-\$1,265,490
7218 - ROAD IMPROVEMENT							
CONCRETE REPAIRS	\$45,084	\$5,197	\$0	\$5,197	\$0	-100%	-\$5,197
ARPA CIP CONCRETE REPAIRS	\$415,710	\$614,290	\$112,720	\$205,993	\$408,480	-33.5%	-\$205,810
ARPA22 LEVY CEMETERY RD PAVING	\$0	\$25,000	\$37,774	\$39,982	\$0	-100%	-\$25,000
Total 7218 - ROAD IMPROVEMENT:	\$460,794	\$644,487	\$150,495	\$251,172	\$408,480	-36.6%	-\$236,007
7230 - COMPUTER SOFTWARE							
ARPA22 BARTENDER LICENSE SFTWR	\$24,000	\$0	\$0	\$0	\$0	0%	\$0
Total 7230 - COMPUTER SOFTWARE:	\$24,000	\$0	\$0	\$0	\$0	0%	\$0
Total Capital Outlay:	\$2,022,088	\$9,957,475	\$2,869,988	\$5,577,599	\$3,096,094	-68.9%	-\$6,861,381
Total Expense Objects:	\$2,247,088	\$12,816,586	\$5,351,748	\$8,698,515	\$4,627,956	-63.9%	-\$8,188,630



Museum Membership Fund 0227-1070

Department: Public Museum
Fund Type: Special Revenue,
Non-Major Fund
Contact Person: Anna Cannizzo
Director Of Museum

Mission Statement

The purpose of the Museum Membership Fund shall be to augment the Museum's annual budget. Revenue is generated through annual membership fees, financial donations, interest on investments, grants, and sponsorships. This Fund shall be organized by the Museum, Arts, and Culture Board

Strategic Plan Goals

- *Enhance our quality of life services and assets
- *Strengthen exhibitions to more broadly represent and appeal to educational entities in the community
- *Create awareness of and participation for the museum through brand identity, marketing, and expanded programs

2024 Accomplishments

- *Funded \$50,000 of the Curator of Education position.
- *Provided funding for temporary exhibitions.
- *Created new collateral materials related to the updated logo and rebranding of the Museum.

2025 Goals

- *Fund visiting exhibitions "Tiffany's Gardens in Glass" and Driehaus Collection "Nature as Muse" associated programming.
- *Support ongoing and new educational programming.
- *Fund \$50,000 of the Curator of Education position.
- *Provide funding for temporary exhibitions.

Revenues by Source

Name	FY2023 YTD Actual	FY2024 Budget: Amended	FY2024 YTD Actual	FY2024 Projected	FY2025 Budgeted	FY2024 Budget: Amended vs. FY2025 Budgeted (% Change)	FY2024 Budget: Amended vs. FY2025 Budgeted (\$ Change)
Revenue Source							
Intergovernmental							
4265 - PRIVATE GRANT	\$2,000	\$0	\$0	\$5,000	\$5,000	N/A	\$5,000
Total Intergovernmental:	\$2,000	\$0	\$0	\$5,000	\$5,000	N/A	\$5,000
Miscellaneous Income							
4908 - INTEREST-OTHER INVESTMENTS	\$34,919	\$12,000	\$2,648	\$43,600	\$43,600	263.3%	\$31,600
4949 - ADMISSIONS REVENUE	\$810	\$0	\$8,047	\$8,400	\$8,000	N/A	\$8,000
4950 - SPONSORSHIP	\$0	\$0	\$0	\$0	\$7,000	N/A	\$7,000
4951 - MEMBERSHIP DUES REVENUE	\$17,529	\$20,000	\$8,351	\$13,000	\$20,000	0%	\$0
4952 - GIFTS & DONATIONS	\$111,202	\$40,000	\$22,595	\$40,000	\$50,000	25%	\$10,000
4972 - MISCELLANEOUS REVENUE	\$2,494	\$7,000	\$0	\$2,000	\$2,000	-71.4%	-\$5,000
Total Miscellaneous Income:	\$166,954	\$79,000	\$41,641	\$107,000	\$130,600	65.3%	\$51,600
Transfers							
5299 - TSF FROM OTHER FUNDS	\$500	\$0	\$0	\$0	\$40,500	N/A	\$40,500
Total Transfers:	\$500	\$0	\$0	\$0	\$40,500	N/A	\$40,500
Total Revenue Source:	\$169,454	\$79,000	\$41,641	\$112,000	\$176,100	122.9%	\$97,100

Expenditures by Expense Type

Name	FY2023 YTD Actual	FY2024 Budget: Amended	FY2024 YTD Actual	FY2024 Projected	FY2025 Budgeted	FY2024 Budget: Amended vs. FY2025 Budgeted (% Change)	FY2024 Budget: Amended vs. FY2025 Budgeted (\$ Change)
Expense Objects							
Operating							
6411 - ADVERTISING/POSTAGE/PRINTING	\$5,916	\$10,000	\$6,190	\$10,000	\$10,000	0%	\$0
6412 - CONTRACTUAL AGREEMENT PYMNTS	\$6,132	\$45,000	\$20,500	\$25,000	\$25,000	-44.4%	-\$20,000
6415 - SUBSCRIPTION/LICENSING CNTRCTS	\$5,523	\$4,200	\$1,756	\$4,200	\$4,200	0%	\$0
6417 - 3RD PARTY CONTRACTED SERVICE	\$0	\$0	\$979	\$1,000	\$86,000	N/A	\$86,000
6421 - EMPLOYEE TRAINING/DEVELOPMENT	\$1,370	\$5,000	\$25	\$6,500	\$8,000	60%	\$3,000
6422 - PRFSL LICENSE/MEMERSHIP/BOND	\$300	\$1,100	\$190	\$1,100	\$1,100	0%	\$0
6465 - BANK FEES	\$434	\$0	\$238	\$400	\$500	N/A	\$500
6520 - OFFICE SUPPLIES	\$143	\$0	\$185	\$200	\$200	N/A	\$200
6524 - SPECIALTY SUPPLIES	\$752	\$0	\$0	\$0	\$0	0%	\$0
6529 - NON-INV - SUPPLIES	\$15,054	\$25,000	\$14,947	\$25,000	\$17,200	-31.2%	-\$7,800
6550 - MINOR EQUIPMENT	\$3,007	\$4,000	\$0	\$4,000	\$4,000	0%	\$0
7470 - TSF TO OTHER	\$0	\$143,423	\$0	\$78,300	\$113,500	-20.9%	-\$29,923
Total Operating:	\$38,632	\$237,723	\$45,009	\$155,700	\$269,700	13.5%	\$31,977
Total Expense Objects:	\$38,632	\$237,723	\$45,009	\$155,700	\$269,700	13.5%	\$31,977



Senior Services Fund 0231-0760

Department: Parks Department
Fund Type: Special Revenue,
Non-Major Fund
Contact Person: Dan Braun,
Senior Services Manager

Mission Statement

To enrich the quality of life for adults fifty and over.

Strategic Plan Goals

- *Enhance our quality of life services and assets
- *Provide a safe, secure, and healthy community
- *Strengthen our neighborhoods

2024 Accomplishments

- *Added professional health programs to address demands for services.
- *Increased usage of digital communications and social media to improve markets.
- *Increased the number of food and music events to promote social connectedness.
- *Increased offerings of mental health support screenings through community partnerships.

2025 Goals

- *Increase utilization of the Seniors Center on nights and weekends through program and event offerings.
- *Increase usage of existing software program modules to communicate with program participants and improve their experience.
- *Increase use of existing "Get Set Up" subscription to improve center operations.

Personnel Positions

SENIOR SERVICES 0231-0760

PERSONNEL POSITIONS

Position Title	Current Budgeted Employees	Current Actual Employees	2025 Proposed Employees
Senior Services Manager	1.00	1.00	1.00
Program Supervisor	1.00	1.00	1.00
Office Assistant	1.00	1.00	1.00
Activities Coordinator (2)	2.73	2.00	2.00
Marketing/Fund Devel Coord	0.52	0.52	0.52
Associate Activities Cord PT	0.00	0.53	0.53
Assistant Activities Cord PT	0.61	0.61	0.61
Personal Trainer PT (2)	0.00	0.00	1.06
Regular Pay - Temp Employee	Varies	Varies	Varies
TOTAL PERSONNEL	6.86	6.66	7.72

Revenues by Source

Name	FY2023 YTD Actual	FY2024 Budget: Amended	FY2024 YTD Actual	FY2024 Projected	FY2025 Budgeted	FY2024 Budget: Amended vs. FY2025 Budgeted (% Change)	FY2024 Budget: Amended vs. FY2025 Budgeted (\$ Change)
Revenue Source							
Taxes and Special Assessments							
4102 - GENERAL PROPERTY TAX-CITY	\$353,500	\$393,500	\$393,000	\$393,000	\$393,000	-0.1%	-\$500
Total Taxes and Special Assessments:	\$353,500	\$393,500	\$393,000	\$393,000	\$393,000	-0.1%	-\$500
Intergovernmental							
4246 - COUNTY AID- HEALTH	\$40,351	\$60,500	\$23,356	\$55,600	\$61,000	0.8%	\$500
4265 - PRIVATE GRANT	\$14,555	\$0	\$0	\$36,000	\$36,000	N/A	\$36,000
4264- COUNTY GRANT	\$42,598	\$46,100	\$19,199	\$46,100	\$44,900	-2.6%	-\$1,200
Total Intergovernmental:	\$97,505	\$106,600	\$42,555	\$137,700	\$141,900	33.1%	\$35,300
Charges for Services							
4517 - COPYING CHARGES- PURCHASING	\$25	\$100	\$7	\$50	\$100	0%	\$0
Total Charges for Services:	\$25	\$100	\$7	\$50	\$100	0%	\$0
Miscellaneous Income							
4792 - MISC SERVICE REVENUES	\$71,658	\$69,000	\$41,230	\$74,300	\$169,000	144.9%	\$100,000
4908 - INTEREST-OTHER INVESTMENTS	\$5,450	\$0	\$0	\$5,000	\$4,000	N/A	\$4,000
4920 - RENTAL REVENUE	\$3,303	\$7,000	\$985	\$3,000	\$5,000	-28.6%	-\$2,000
4952 - GIFTS & DONATIONS	\$110,596	\$110,300	\$71,680	\$81,000	\$85,000	-22.9%	-\$25,300
4972 - MISCELLANEOUS REVENUE	\$798	\$600	\$185	\$600	\$800	33.3%	\$200
Total Miscellaneous Income:	\$191,804	\$186,900	\$114,080	\$163,900	\$263,800	41.1%	\$76,900
Total Revenue Source:	\$642,834	\$687,100	\$549,642	\$694,650	\$798,800	16.3%	\$111,700

Expenditures by Expense Type

Name	FY2023 YTD Actual	FY2024 Budget: Amended	FY2024 YTD Actual	FY2024 Projected	FY2025 Budgeted	FY2024 Budget: Amended vs. FY2025 Budgeted (% Change)	FY2024 Budget: Amended vs. FY2025 Budgeted (\$ Change)
Expense Objects							
Personnel Services							
6102 - REGULAR PAY	\$363,258	\$408,943	\$166,406	\$370,651	\$434,729	6.3%	\$25,787
6103 - REGULAR PAY - TEMP EMPLOYEE	\$23,812	\$27,741	\$10,642	\$28,117	\$34,568	24.6%	\$6,827
6104 - OVERTIME PAY	\$31	\$0	\$0	\$0	\$0	0%	\$0
6249 - MISCELLANEOUS PAY	\$0	\$4,600	\$0	\$2,960	\$3,958	-14%	-\$642
6302 - FICA - EMPLOYERS SHARE	\$28,288	\$33,796	\$12,763	\$30,339	\$35,920	6.3%	\$2,123
6304 - WISCONSIN RETIREMENT FUND	\$22,123	\$25,784	\$10,394	\$22,796	\$25,550	-0.9%	-\$234
6306 - HEALTH INSURANCE	\$93,165	\$78,696	\$50,312	\$112,343	\$88,941	13%	\$10,245
6307 - HEALTH INSURANCE ADMIN FEE	\$0	\$0	\$0	\$0	\$1,030	N/A	\$1,030
6308 - DENTAL	\$4,441	\$4,550	\$2,254	\$5,238	\$4,285	-5.8%	-\$265
6310 - LIFE INSURANCE	\$1,147	\$967	\$504	\$938	\$898	-7.1%	-\$69
6320 - OTHER BENEFITS	\$0	\$2,000	\$0	\$0	\$0	-100%	-\$2,000
Total Personnel Services:	\$536,266	\$587,077	\$253,275	\$573,382	\$629,879	7.3%	\$42,802
Operating							
6411 - ADVERTISING/POSTAGE/PRINTING	\$6,914	\$4,050	\$2,654	\$4,500	\$3,800	-6.2%	-\$250
6415 - SUBSCRIPTION/LICENSING CNTRCTS	\$9,478	\$6,500	\$8,361	\$12,000	\$11,000	69.2%	\$4,500
6416 - PREVENTATIVE MNTC CONTRACTS	\$1,693	\$0	\$0	\$0	\$0	0%	\$0
6417 - 3RD PARTY CONTRACTED SERVICE	\$27,830	\$45,900	\$14,317	\$45,900	\$50,000	8.9%	\$4,100
6421 - EMPLOYEE TRAINING/DEVELOPMENT	\$976	\$3,900	\$705	\$2,500	\$3,500	-10.3%	-\$400
6422 - PRFSL LICENSE/MEMERSHIP/BOND	\$584	\$1,000	\$65	\$1,000	\$1,000	0%	\$0
6423 - EMPLOYEE ALLOWANCE/REIMBRSMNT	\$0	\$200	\$0	\$0	\$200	0%	\$0
6443 - LEASE EXPENSE	\$2,594	\$3,000	\$1,564	\$3,000	\$3,000	0%	\$0
6450 - INSURANCE EXPENSE	\$9,500	\$11,700	\$5,620	\$11,800	\$11,500	-1.7%	-\$200
6451 - WORKERS COMPENSATION	\$15,800	\$14,800	\$14,800	\$14,800	\$15,200	2.7%	\$400
6454 - TELEPHONE / INTERNET SERVC	\$702	\$900	-\$56	\$400	\$400	-55.6%	-\$500
6455 - UTILITY EXPENSE	\$52,470	\$54,600	\$21,613	\$54,000	\$57,500	5.3%	\$2,900
6520 - OFFICE SUPPLIES	\$4,346	\$8,824	\$847	\$1,500	\$1,700	-80.7%	-\$7,124
6522 - CONCESSIONS	\$207	\$600	\$169	\$600	\$600	0%	\$0
6529 - NON-INV - SUPPLIES	\$4,113	\$2,149	\$185	\$2,500	\$2,500	16.3%	\$351
6550 - MINOR EQUIPMENT	\$2,655	\$7,200	\$7,286	\$7,300	\$5,000	-30.6%	-\$2,200
Total Operating:	\$139,861	\$165,323	\$78,129	\$161,800	\$166,900	1%	\$1,577
Total Expense Objects:	\$676,127	\$752,400	\$331,404	\$735,182	\$796,779	5.9%	\$44,379



Fire Special Revenue Fund 0235-0230

Department: Public Safety/Fire Department
Fund Type: Special Revenue,
Non-Major Fund
Contact Person: Mike Stanley,
Fire Chief

Mission Statement

The City of Oshkosh Fire Department is highly trained team that adds, value to our community by providing a wide range of emergency services with skill and compassion. We advocate risk reduction through prevention and education and we provide leadership in times of crisis.

Strategic Plan Goals

- *Provide a safe, secure, and healthy community
- *Enhance the effectiveness of our city government
- *Improve and maintain our infrastructure

2024 Accomplishments

- *Improved accountability of the department's controlled substance inventory by implementing a new cloud-based system.
- *Secured grant funding for additional equipment and training to be better prepared for propane emergencies.
- *Increased the training and resources that are available for the department's peer support team.
- *Improved inter-departmental communications and incident alerting by installing digital dashboards at all fire stations.

2025 Goals

- *Revise the department's EMS protocols and deploy them on an accessible application-based platform.
- *Increase training and ability to be better prepared to respond to compressed natural gas and radioactive materials incidents.
- *Select and engage with a clinical director for the peer support team.

Revenues by Source

Name	FY2023 YTD Actual	FY2024 Budget: Amended	FY2024 YTD Actual	FY2024 Projected	FY2025 Budgeted	FY2024 Budget: Amended vs. FY2025 Budgeted (% Change)	FY2024 Budget: Amended vs. FY2025 Budgeted (\$ Change)
Revenue Source							
Intergovernmental							
4208 - FEDERAL AID- OTHER	\$31,540	\$0	\$33,333	\$0	\$0	0%	\$0
4236 - STATE AID-OTHER	\$68,154	\$57,400	\$10,576	\$53,300	\$73,300	27.7%	\$15,900
4240 - COUNTY AID- OTHER AID	\$148,600	\$53,228	\$66,118	\$70,410	\$10,200	-80.8%	-\$43,028
4263 - SUBRECIPIENT GRANT	\$38,422	\$0	\$0	\$0	\$0	0%	\$0
4265 - PRIVATE GRANT	\$8,350	\$6,900	\$4,750	\$7,500	\$10,000	44.9%	\$3,100
4264- COUNTY GRANT	\$6,014	-\$6,014	\$0	\$0	\$6,000	-199.8%	\$12,014
Total Intergovernmental:	\$301,080	\$111,514	\$114,778	\$131,210	\$99,500	-10.8%	-\$12,014
Charges for Services							
4538 - AMBULANCE SERVICE	\$0	\$0	\$0	\$0	\$21,800	N/A	\$21,800
4540 - HAZARDOUS RESPONSE CHARGES	\$1,225	\$0	\$5,035	\$5,100	\$2,000	N/A	\$2,000
Total Charges for Services:	\$1,225	\$0	\$5,035	\$5,100	\$23,800	N/A	\$23,800
Miscellaneous Income							
4908 - INTEREST-OTHER INVESTMENTS	\$11,751	\$0	\$0	\$10,000	\$8,000	N/A	\$8,000
4972 - MISCELLANEOUS REVENUE	\$0	\$0	\$2,500	\$2,500	\$4,000	N/A	\$4,000
Total Miscellaneous Income:	\$11,751	\$0	\$2,500	\$12,500	\$12,000	N/A	\$12,000
Transfers							
5299 - TSF FROM OTHER FUNDS	\$0	\$21,775	\$21,775	\$21,800	\$0	-100%	-\$21,775
Total Transfers:	\$0	\$21,775	\$21,775	\$21,800	\$0	-100%	-\$21,775
Total Revenue Source:	\$314,056	\$133,289	\$144,088	\$170,610	\$135,300	1.5%	\$2,011

Expenditures by Expense Type

Name	FY2023 YTD Actual	FY2024 Budget: Amended	FY2024 YTD Actual	FY2024 Projected	FY2025 Budgeted	FY2024 Budget: Amended vs. FY2025 Budgeted (% Change)	FY2024 Budget: Amended vs. FY2025 Budgeted (\$ Change)
Expense Objects							
Operating							
6404 - PS - MISC CONSULTING / STUDIES	\$42,662	\$0	\$7,812	\$8,900	\$10,000	N/A	\$10,000
6411 - ADVERTISING/POSTAGE/PRINTING	\$0	\$1,505	\$0	\$700	\$2,500	66.1%	\$995
6412 - CONTRACTUAL AGREEMENT PYMNTS	\$7,875	\$19,700	\$12,000	\$19,700	\$14,000	-28.9%	-\$5,700
6415 - SUBSCRIPTION/LICENSING CNTRCTS	\$12,646	\$23,818	\$8,345	\$8,900	\$15,100	-36.6%	-\$8,718
6416 - PREVENTATIVE MNTC CONTRACTS	\$650	\$600	\$139	\$300	\$3,100	416.7%	\$2,500
6417 - 3RD PARTY CONTRACTED SERVICE	\$0	\$12,700	\$1,181	\$13,300	\$16,700	31.5%	\$4,000
6421 - EMPLOYEE TRAINING/DEVELOPMENT	\$12,263	\$15,335	\$16,205	\$20,900	\$11,300	-26.3%	-\$4,035
6422 - PRFSL LICENSE/MEMERSHIP/BOND	\$338	\$600	\$275	\$300	\$2,900	383.3%	\$2,300
6423 - EMPLOYEE ALLOWANCE/REIMBRSMNT	\$3,122	\$0	\$0	\$0	\$0	0%	\$0
6454 - TELEPHONE / INTERNET SERVC	\$1,207	\$1,000	\$597	\$1,000	\$1,450	45%	\$450
6519 - NON-INVENTORY FUEL	\$0	\$3,600	\$0	\$1,000	\$4,000	11.1%	\$400
6520 - OFFICE SUPPLIES	\$87	\$3,900	\$0	\$0	\$0	-100%	-\$3,900
6523 - MEDICAL SUPPLIES	\$8,576	\$4,584	\$1,801	\$7,400	\$0	-100%	-\$4,584
6529 - NON-INV - SUPPLIES	\$20,575	\$24,072	\$9,651	\$12,200	\$24,000	-0.3%	-\$72
6550 - MINOR EQUIPMENT	\$54,393	\$29,919	\$10,019	\$16,700	\$25,000	-16.4%	-\$4,919
6501 - FIRE EQUIPMENT/PPE	\$0	\$0	\$0	\$0	\$3,000	N/A	\$3,000
Total Operating:	\$164,394	\$141,333	\$68,025	\$111,300	\$133,050	-5.9%	-\$8,283
Capital Outlay							
7204 - MACHINERY & EQUIPMENT	\$61,161	\$36,200	\$0	\$66,100	\$0	-100%	-\$36,200
7210 - MOTOR VEHICLES	\$17,551	\$25,349	\$0	\$0	\$0	-100%	-\$25,349
7212 - RADIOS	\$0	\$72,566	\$0	\$0	\$0	-100%	-\$72,566
Total Capital Outlay:	\$78,712	\$134,115	\$0	\$66,100	\$0	-100%	-\$134,115
Total Expense Objects:	\$243,106	\$275,448	\$68,025	\$177,400	\$133,050	-51.7%	-\$142,398



Ambulance Fund 0237-0240

Department: Public Safety/Fire Department
Fund Type: Special Revenue,
Non-Major Fund
Contact Person: Mike Stanley
Fire Chief

Personnel Positions

AMBULANCE 0237-0240			
PERSONNEL POSITIONS			
Position Title	Current Budgeted Employees	Current Actual Employees	2025 Proposed Employees
Chief Officer	0.00	0.00	1.00
Captains (56-hour)	0.00	0.00	0.00
Captains (40 Hour)	0.00	0.00	0.00
Lieutenants	0.00	0.00	0.00
Equipment Operators	0.00	0.00	0.00
EMS Shift Coordinator	0.00	0.00	3.00
Firefighters	0.00	0.00	41.00
TOTAL PERSONNEL	0.00	0.00	45.00

Revenues by Source

Name	FY2023 YTD Actual	FY2024 Budget: Amended	FY2024 YTD Actual	FY2024 Projected	FY2025 Budgeted	FY2024 Budget: Amended vs. FY2025 Budgeted (% Change)	FY2024 Budget: Amended vs. FY2025 Budgeted (\$ Change)
Revenue Source							
Taxes and Special Assessments							
4102 - GENERAL PROPERTY TAX-CITY	\$0	\$0	\$0	\$0	\$1,660,000	N/A	\$1,660,000
Total Taxes and Special Assessments:	\$0	\$0	\$0	\$0	\$1,660,000	N/A	\$1,660,000
Intergovernmental							
4251 - OTHER GOVERNMENT AID-AMBULANCE	\$0	\$0	\$0	\$0	\$815,700	N/A	\$815,700
Total Intergovernmental:	\$0	\$0	\$0	\$0	\$815,700	N/A	\$815,700
Charges for Services							
4523 - FD SPEC EVENT REVENUE	\$0	\$0	\$0	\$0	\$123,000	N/A	\$123,000
4538 - AMBULANCE SERVICE	\$0	\$0	\$0	\$0	\$3,800,000	N/A	\$3,800,000
Total Charges for Services:	\$0	\$0	\$0	\$0	\$3,923,000	N/A	\$3,923,000
Miscellaneous Income							
4908 - INTEREST-OTHER INVESTMENTS	\$0	\$0	\$0	\$0	\$10,000	N/A	\$10,000
4983 - SPEC EVENT EQUIP DISCOUNT	\$0	\$0	\$0	\$0	-\$6,000	N/A	-\$6,000
Total Miscellaneous Income:	\$0	\$0	\$0	\$0	\$4,000	N/A	\$4,000
Total Revenue Source:	\$0	\$0	\$0	\$0	\$6,402,700	N/A	\$6,402,700

Expenditures by Expense Type

Name	FY2023 YTD Actual	FY2024 Budget: Amended	FY2024 YTD Actual	FY2024 Projected	FY2025 Budgeted	FY2024 Budget: Amended vs. FY2025 Budgeted (% Change)	FY2024 Budget: Amended vs. FY2025 Budgeted (\$ Change)
Expense Objects							
Personnel Services							
REGULAR PAY	\$0	\$0	\$0	\$0	\$3,666,309	N/A	\$3,666,309
OVERTIME PAY	\$0	\$0	\$0	\$0	\$254,000	N/A	\$254,000
FICA - EMPLOYERS SHARE	\$0	\$0	\$0	\$0	\$58,064	N/A	\$58,064
WISCONSIN RETIREMENT FUND	\$0	\$0	\$0	\$0	\$728,318	N/A	\$728,318
HEALTH INSURANCE	\$0	\$0	\$0	\$0	\$807,680	N/A	\$807,680
DENTAL	\$0	\$0	\$0	\$0	\$21,440	N/A	\$21,440
LIFE INSURANCE	\$0	\$0	\$0	\$0	\$9,111	N/A	\$9,111
Total Personnel Services:	\$0	\$0	\$0	\$0	\$5,544,922	N/A	\$5,544,922
Operating							
ADVERTISING/POSTAGE/PRINTING	\$0	\$0	\$0	\$0	\$1,500	N/A	\$1,500
CONTRACTUAL AGREEMENT PYMNTS	\$0	\$0	\$0	\$0	\$20,000	N/A	\$20,000
SUBSCRIPTION/LICENSING CNTRCTS	\$0	\$0	\$0	\$0	\$40,800	N/A	\$40,800
PREVENTATIVE MNTC CONTRACTS	\$0	\$0	\$0	\$0	\$37,100	N/A	\$37,100
3RD PARTY CONTRACTED SERVICE	\$0	\$0	\$0	\$0	\$12,000	N/A	\$12,000
UNIFORM LAUNDRY/RUGS/CLEANING	\$0	\$0	\$0	\$0	\$16,700	N/A	\$16,700
EMPLOYEE TRAINING/DEVELOPMENT	\$0	\$0	\$0	\$0	\$3,000	N/A	\$3,000
PRFSL LICENSE/MEMBERSHIP/BOND	\$0	\$0	\$0	\$0	\$2,600	N/A	\$2,600
EMPLOYEE ALLOWANCE/REIMBRSMNT	\$0	\$0	\$0	\$0	\$15,300	N/A	\$15,300
INTERFUND CHARGE BACKS	\$0	\$0	\$0	\$0	\$133,900	N/A	\$133,900
UNCOLLECTIBLE ACCOUNTS	\$0	\$0	\$0	\$0	\$375,000	N/A	\$375,000
UNIFORMS/BOOTS/SHOES	\$0	\$0	\$0	\$0	\$3,400	N/A	\$3,400
OFFICE SUPPLIES	\$0	\$0	\$0	\$0	\$1,360	N/A	\$1,360
MEDICAL SUPPLIES	\$0	\$0	\$0	\$0	\$185,900	N/A	\$185,900
NON-INV - SUPPLIES	\$0	\$0	\$0	\$0	\$3,300	N/A	\$3,300
NON-INV MATERIALS	\$0	\$0	\$0	\$0	\$2,000	N/A	\$2,000
Total Operating:	\$0	\$0	\$0	\$0	\$853,860	N/A	\$853,860
Total Expense Objects:	\$0	\$0	\$0	\$0	\$6,398,782	N/A	\$6,398,782



Mission Statement

To help people find knowledge resources; provide free access to information; preserve local history; and create a vibrant community gathering place.

Strategic Plan Goals

1. A community-driven library: continually strengthen the community's regard for the Oshkosh Public Library through outreach, programming and a culture of responsiveness to community feedback.
2. A library card that matters: a commitment to being an essential and impactful resource within the community. It means fostering a space that not only provides access to knowledge and information but also actively engages with the community's needs, whether through educational programs, inclusive services, or cultural enrichment. This goal embodies a vision of the library as a dynamic hub that adapts to societal changes, ensuring its relevance and value to all community members.
3. A catalyst for learning and growth: the library plays a role in sparking curiosity and fostering continuous development within the community. This means creating an environment that encourages exploration, supports lifelong learning, and provides opportunities for personal and professional development/advancement. By offering diverse resources, programs, and support, the library aims to empower individuals to reach their full potential and contribute positively to the community.
4. A provider of and connector to trusted information: the Oshkosh Public Library plays an important role as a reliable source and guide in the vast landscape of information. This means ensuring that community users have access to accurate, well-vetted resources while also helping them navigate and critically evaluate the information they encounter elsewhere. This goal underscores the library's commitment to upholding the integrity of information and serving as a trusted partner in the pursuit of knowledge and informed decision-making.

2024 Accomplishments

- *Recruited, hired and onboarded a new library director. The position is now focused wholly on the administration and leadership of the Oshkosh Public Library, with no direct duties pertaining to the Winnefox Library System; before the retirement of the new director in 2023, the position was a dual directorship of both the Oshkosh Public Library and the Winnefox Library System.
- *Using private funds and donations and working with third-party developers, completely reworked the library's website, which had been largely unchanged for over a decade. The new site offers vastly improved appearance and functionality for both patrons and staff. The website is scheduled to be live on or about October 24, 2024.
- * Using City-supplied ARPA funds, the library installed a noise mitigation system, digital signage and new furniture in the building, improving the usability and accessibility of the space for all library users.
- *By collaborating with local companies Quill Creative and Showcase Communications, the library revitalized and launched a new visual and communication identity that positions the library as a key center for learning, connection, and personal and professional growth. This transformation empowers individuals and strengthens our community as a whole.

2025 Goals

- *Over the course of the year, the library will connect with the Oshkosh Community with a series of exciting and inclusive events, programs and gatherings celebrating the Oshkosh Public Library's 125th anniversary.
- *Working with a proprietary strategic planning approach, library administration, staff, and the board will collaboratively identify key priorities and themes, establish measurable KPIs, streamline operations, and implement innovative programs that enhance community engagement, ensure sustainable resource allocation, and foster an inclusive environment for lifelong learning.
- *Work began in 2024, to further identify ways in which the Library can more closely adhere to city policies (human resources, finance, etc.) and seek efficiencies through shared services, especially regarding the maintenance and care of the large and historically important library building and grounds.

Personnel Positions

LIBRARY 0239-1060

PERSONNEL POSITIONS

Position Title	Current Budgeted Employees	Current Actual Employees	2025 Proposed Employees
Library Director	1.00	1.00	1.00
Administrative Library Manager	0.00	1.00	1.00
Library Assistant Director	2.00	0.00	0.00
Managing Librarian	4.00	4.00	4.00
Librarian	8.00	8.00	8.00
Circulation Operations Manager	1.00	1.00	1.00
Operations Coordinator	0.75	1.00	1.00
Marketing Coordinator	1.00	1.00	1.00
Library Custodian	0.00	1.00	1.00
Maintenance Engineer	1.00	1.00	1.00
Graphic Artist	1.00	1.00	1.00
Library Assistant II FT	6.00	6.00	6.00
Library Assistant II (11)	6.60	6.60	6.60
Library Assistant II (2)	0.80	0.80	0.80
Building Maintenance Custodian PT	0.50	0.50	0.50
Library Assistant I (2)	1.20	1.20	1.20
PAGE (17 est)	4.95	4.95	4.95
TOTAL PERSONNEL	39.80	40.05	40.05

Revenues by Source

Name	FY2023 YTD Actual	FY2024 Budget: Amended	FY2024 YTD Actual	FY2024 Projected	FY2025 Budgeted	FY2024 Budget: Amended vs. FY2025 Budgeted (% Change)	FY2024 Budget: Amended vs. FY2025 Budgeted (\$ Change)
Revenue Source							
Taxes and Special Assessments							
4102 - GENERAL PROPERTY TAX-CITY	\$2,792,700	\$2,876,500	\$2,876,500	\$2,876,500	\$3,400,000	18.2%	\$523,500
Total Taxes and Special Assessments:	\$2,792,700	\$2,876,500	\$2,876,500	\$2,876,500	\$3,400,000	18.2%	\$523,500
Intergovernmental							
4240 - COUNTY AID- OTHER AID	\$865,058	\$959,036	\$797,246	\$959,036	\$1,039,394	8.4%	\$80,358
Total Intergovernmental:	\$865,058	\$959,036	\$797,246	\$959,036	\$1,039,394	8.4%	\$80,358
Miscellaneous Income							
4603 - LIBRARY COPIER REVENUES	\$14,521	\$13,000	\$8,558	\$15,000	\$15,000	15.4%	\$2,000
4613 - LIBRARY CONTRACTUAL REVENUE	\$196,969	\$220,500	\$87,176	\$200,000	\$200,000	-9.3%	-\$20,500
4616 - USED BOOK REVENUE	\$9,436	\$9,000	\$5,715	\$9,500	\$10,000	11.1%	\$1,000
4617 - LIBRARY MEETING ROOM REVENUE	\$3,844	\$2,000	\$2,022	\$3,000	\$3,500	75%	\$1,500
4619 - LIBRARY MISC REVENUE	\$989	\$0	\$578	\$1,000	\$1,000	N/A	\$1,000
4908 - INTEREST-OTHER INVESTMENTS	\$41,672	\$0	\$0	\$30,000	\$15,000	N/A	\$15,000
4952 - GIFTS & DONATIONS	\$2,000	\$0	\$0	\$0	\$100,000	N/A	\$100,000
Total Miscellaneous Income:	\$269,431	\$244,500	\$104,049	\$258,500	\$344,500	40.9%	\$100,000
Transfers							
5299 - TSF FROM OTHER FUNDS	\$220,000	\$0	\$0	\$0	\$0	0%	\$0
Total Transfers:	\$220,000	\$0	\$0	\$0	\$0	0%	\$0
Total Revenue Source:	\$4,147,189	\$4,080,036	\$3,777,795	\$4,094,036	\$4,783,894	17.3%	\$703,858

Expenditures by Expense Type

Name	FY2023 YTD Actual	FY2024 Budget: Amended	FY2024 YTD Actual	FY2024 Projected	FY2025 Budgeted	FY2024 Budget: Amended vs. FY2025 Budgeted (% Change)	FY2024 Budget: Amended vs. FY2025 Budgeted (\$ Change)
Expense Objects							
Personnel Services							
6102 - REGULAR PAY	\$2,211,637	\$2,423,181	\$1,030,286	\$2,348,074	\$2,561,966	5.7%	\$138,785
6104 - OVERTIME PAY	\$39,984	\$20,000	\$22,122	\$33,246	\$21,684	8.4%	\$1,684
6249 - MISCELLANEOUS PAY	\$0	\$12,200	\$0	\$0	\$0	-100%	-\$12,200
6302 - FICA - EMPLOYERS SHARE	\$167,131	\$193,178	\$77,876	\$179,440	\$197,676	2.3%	\$4,498
6304 - WISCONSIN RETIREMENT FUND	\$138,432	\$161,701	\$66,293	\$152,405	\$164,059	1.5%	\$2,358
6306 - HEALTH INSURANCE	\$346,528	\$362,852	\$186,010	\$433,105	\$523,490	44.3%	\$160,638
6307 - HEALTH INSURANCE ADMIN FEE	\$0	\$0	\$0	\$0	\$1,030	N/A	\$1,030
6308 - DENTAL	\$14,869	\$18,661	\$7,292	\$18,044	\$21,475	15.1%	\$2,814
6310 - LIFE INSURANCE	\$5,555	\$6,100	\$2,393	\$5,255	\$6,005	-1.6%	-\$95
Total Personnel Services:	\$2,924,136	\$3,197,873	\$1,392,273	\$3,169,568	\$3,497,385	9.4%	\$299,512
Operating							
6403 - PS - LEGAL/ATTORNEY FEES	\$0	\$0	\$301	\$300	\$0	0%	\$0
6411 - ADVERTISING/POSTAGE/PRINTING	\$21,308	\$23,500	\$7,226	\$23,500	\$25,000	6.4%	\$1,500
6412 - CONTRACTUAL AGREEMENT PYMNTS	\$310,152	\$315,400	\$235,868	\$315,400	\$333,500	5.7%	\$18,100
6415 - SUBSCRIPTION/LICENSING CNTRCTS	\$10,784	\$5,000	\$5,945	\$7,500	\$10,000	100%	\$5,000
6416 - PREVENTATIVE MNTC CONTRACTS	\$84,978	\$16,600	\$51,026	\$85,000	\$45,000	171.1%	\$28,400
6417 - 3RD PARTY CONTRACTED SERVICE	\$142,792	\$50,000	\$34,517	\$140,000	\$85,000	70%	\$35,000
6421 - EMPLOYEE TRAINING/DEVELOPMENT	\$3,707	\$6,000	\$3,166	\$6,000	\$6,500	8.3%	\$500
6422 - PRFSL LICENSE/MEMBERSHIP/BOND	\$1,776	\$5,000	\$214	\$5,000	\$5,000	0%	\$0
6423 - EMPLOYEE ALLOWANCE/REIMBRSMNT	\$2,617	\$800	\$561	\$1,000	\$800	0%	\$0
6443 - LEASE EXPENSE	\$5,670	\$7,000	\$1,658	\$7,000	\$6,600	-5.7%	-\$400
6450 - INSURANCE EXPENSE	\$28,200	\$28,300	\$23,469	\$28,300	\$29,800	5.3%	\$1,500
6451 - WORKERS COMPENSATION	\$10,600	\$9,900	\$9,900	\$9,900	\$10,100	2%	\$200
6452 - LICENSE & PERMITS	\$15	\$0	\$0	\$400	\$0	0%	\$0
6454 - TELEPHONE / INTERNET SERVC	\$3,162	\$3,500	\$31	\$3,500	\$3,500	0%	\$0
6455 - UTILITY EXPENSE	\$138,416	\$83,000	\$49,487	\$140,000	\$145,000	74.7%	\$62,000
6465 - BANK FEES	\$4,608	\$0	\$2,783	\$5,600	\$5,000	N/A	\$5,000
6520 - OFFICE SUPPLIES	\$22,063	\$21,100	\$10,458	\$21,100	\$22,000	4.3%	\$900
6524 - SPECIALTY SUPPLIES	\$292,210	\$273,000	\$91,443	\$273,000	\$350,000	28.2%	\$77,000

Name	FY2023 YTD Actual	FY2024 Budget: Amended	FY2024 YTD Actual	FY2024 Projected	FY2025 Budgeted	FY2024 Budget: Amended vs. FY2025 Budgeted (% Change)	FY2024 Budget: Amended vs. FY2025 Budgeted (\$ Change)
6529 - NON-INV - SUPPLIES	\$52,182	\$34,000	\$15,484	\$34,000	\$60,000	76.5%	\$26,000
6550 - MINOR EQUIPMENT	\$5,637	\$0	\$0	\$0	\$0	0%	\$0
Total Operating:	\$1,140,875	\$882,100	\$543,538	\$1,106,500	\$1,142,800	29.6%	\$260,700
Total Expense Objects:	\$4,065,011	\$4,079,973	\$1,935,811	\$4,276,068	\$4,640,185	13.7%	\$560,212



Mission Statement

The Mission of the Oshkosh Public Museum is to preserve and promote history, art, and culture for Oshkosh residents and visitors by stewarding collections, creating educational experiences, and providing access to the unique heritage of the Lake Winnebago region.

Strategic Plan Goals

- *Enhance our quality of life services and assets
- *Strengthen exhibitions to broadly represent and appeal to educational entities in the community
- *Create awareness of and participation for the museum through brand identity, marketing, and expanded programs

2024 Accomplishments

- *Hosted a schedule of programming celebrating the centennial anniversary of the Museum, including adult enrichment programs, opening an exhibition, and unveiling new interpretations throughout the Sawyer Home.
 - *Completed renovation of 2nd floor rotating/flexible gallery space "Waldwic Gallery".
 - *Funded salary and personnel costs for the Registrar position from the Durow Trust.
- *Continued to strengthen and refine educational program offerings. Continued to provide admission-free field trips to approximately 700 Oshkosh Area School District students during the 2023-24 academic year.

2025 Goals

- *Continue design phases for the long-term exhibition "Deep Roots, Growing City".
- *Fund salary and personnel costs for the Registrar position from the Durow Trust.
- *Continue to expand educational programming offerings. Partner with the Parks Department/Senior Center on Wisconsin Arts Board Creative Communities Grant project highlighting Native American history, art, and culture.

Personnel Positions

MUSEUM 0241-1070

PERSONNEL POSITIONS

Position Title	Current Budgeted Employees	Current Actual Employees	2025 Proposed Employees
Director of Museum	1.00	1.00	1.00
Asst Museum Dir/Chief Curator	1.00	1.00	1.00
Administrative Assistant	1.00	1.00	1.00
Exhibit Technician	1.00	1.00	1.00
Facilities Maintenance Tech	0.00	0.00	0.00
Graphic Artist	1.00	1.00	1.00
Curator	2.00	2.00	2.00
Marketing & Advancemnt Coord	1.00	1.00	1.00
Registrar	1.00	1.00	1.00
Archivist	1.00	1.00	1.00
Assistant Curator	0.00	0.00	0.00
Maintenance Worker (P.T.)	0.00	0.00	0.00
Visitor Services Associate (P.T.)	0.29	0.29	0.29
Visitor Serviecs Associate (P.T.)	0.62	0.62	0.62
Tempary Help/Interns	Varies	Varies	Varies
TOTAL PERSONNEL	10.91	10.91	10.91

Revenues by Source

Name	FY2023 YTD Actual	FY2024 Budget: Amended	FY2024 YTD Actual	FY2024 Projected	FY2025 Budgeted	FY2024 Budget: Amended vs. FY2025 Budgeted (% Change)	FY2024 Budget: Amended vs. FY2025 Budgeted (\$ Change)
Revenue Source							
Taxes and Special Assessments							
4102 - GENERAL PROPERTY TAX-CITY	\$970,000	\$1,029,100	\$1,029,100	\$1,029,100	\$1,050,000	2%	\$20,900
Total Taxes and Special Assessments:	\$970,000	\$1,029,100	\$1,029,100	\$1,029,100	\$1,050,000	2%	\$20,900
Charges for Services							
4520 - OTHER GENERAL FEES	\$406	\$1,000	\$130	\$1,000	\$1,000	0%	\$0
Total Charges for Services:	\$406	\$1,000	\$130	\$1,000	\$1,000	0%	\$0
Miscellaneous Income							
4908 - INTEREST-OTHER INVESTMENTS	\$12,625	\$0	\$0	\$11,000	\$9,000	N/A	\$9,000
4947 - MERCHANDISE SALES	\$12,252	\$10,000	\$4,062	\$10,000	\$15,000	50%	\$5,000
4949 - ADMISSIONS REVENUE	\$25,997	\$30,000	\$10,865	\$26,000	\$23,000	-23.3%	-\$7,000
4950 - SPONSORSHIP	\$0	\$0	\$0	\$4,000	\$7,000	N/A	\$7,000
4972 - MISCELLANEOUS REVENUE	\$318	\$500	\$73	\$100	\$500	0%	\$0
Total Miscellaneous Income:	\$51,192	\$40,500	\$15,000	\$51,100	\$54,500	34.6%	\$14,000
Transfers							
5299 - TSF FROM OTHER FUNDS	\$127,000	\$312,304	\$0	\$163,700	\$237,900	-23.8%	-\$74,404
Total Transfers:	\$127,000	\$312,304	\$0	\$163,700	\$237,900	-23.8%	-\$74,404
Total Revenue Source:	\$1,148,598	\$1,382,904	\$1,044,230	\$1,244,900	\$1,343,400	-2.9%	-\$39,504

Expenditures by Expense Type

Name	FY2023 YTD Actual	FY2024 Budget: Amended	FY2024 YTD Actual	FY2024 Projected	FY2025 Budgeted	FY2024 Budget: Amended vs. FY2025 Budgeted (% Change)	FY2024 Budget: Amended vs. FY2025 Budgeted (\$ Change)
Expense Objects							
Personnel Services							
6102 - REGULAR PAY	\$755,181	\$748,147	\$353,769	\$752,016	\$743,577	-0.6%	-\$4,570
6103 - REGULAR PAY - TEMP EMPLOYEE	\$2,418	\$31,708	\$1,120	\$15,835	\$64,573	103.7%	\$32,865
6104 - OVERTIME PAY	\$1,841	\$5,700	\$0	\$2,965	\$6,183	8.5%	\$483
6249 - MISCELLANEOUS PAY	\$0	-\$170	\$0	\$3,150	\$10,156	-6,074.1%	\$10,326
6302 - FICA - EMPLOYERS SHARE	\$55,662	\$60,188	\$26,026	\$57,729	\$62,302	3.5%	\$2,114
6304 - WISCONSIN RETIREMENT FUND	\$49,667	\$52,274	\$23,570	\$51,165	\$50,856	-2.7%	-\$1,418
6306 - HEALTH INSURANCE	\$195,975	\$185,603	\$87,816	\$194,943	\$212,694	14.6%	\$27,091
6307 - HEALTH INSURANCE ADMIN FEE	\$0	\$0	\$0	\$0	\$1,030	N/A	\$1,030
6308 - DENTAL	\$9,640	\$9,336	\$4,502	\$9,956	\$11,320	21.3%	\$1,984
6310 - LIFE INSURANCE	\$1,555	\$1,964	\$763	\$1,733	\$1,919	-2.3%	-\$45
Total Personnel Services:	\$1,071,939	\$1,094,750	\$497,566	\$1,089,492	\$1,164,610	6.4%	\$69,860
Operating							
6401 - PS - ENGINEER/SURVEY/APPRaisal	\$1,554	\$5,000	\$0	\$2,000	\$2,000	-60%	-\$3,000
6411 - ADVERTISING/POSTAGE/PRINTING	\$9,798	\$15,000	\$6,560	\$15,000	\$30,000	100%	\$15,000
6412 - CONTRACTUAL AGREEMENT PYMNTS	\$0	\$0	\$0	\$1,000	\$1,500	N/A	\$1,500
6415 - SUBSCRIPTION/LICENSING CNTRCTS	\$10,601	\$11,900	\$12,980	\$11,900	\$15,000	26.1%	\$3,100
6416 - PREVENTATIVE MNTC CONTRACTS	\$7,388	\$2,237	\$4,015	\$0	\$0	-100%	-\$2,237
6417 - 3RD PARTY CONTRACTED SERVICE	\$14,578	\$5,000	\$421	\$5,000	\$1,000	-80%	-\$4,000
6421 - EMPLOYEE TRAINING/DEVELOPMENT	\$825	\$0	\$0	\$0	\$0	0%	\$0
6422 - PRFSL LICENSE/MEMBERSHIP/BOND	\$916	\$0	\$0	\$100	\$100	N/A	\$100
6423 - EMPLOYEE ALLOWANCE/REIMBRSMNT	\$3,070	\$0	\$0	\$0	\$0	0%	\$0
6433 - INTERFUND CHARGE BACKS	\$2,608	\$2,300	\$1,709	\$2,300	\$2,300	0%	\$0
6441 - RENTAL EXPENSE	\$433	\$1,000	\$239	\$500	\$1,000	0%	\$0
6443 - LEASE EXPENSE	\$1,746	\$0	\$1,412	\$2,000	\$3,000	N/A	\$3,000
6450 - INSURANCE EXPENSE	\$25,100	\$29,900	\$19,019	\$29,900	\$27,400	-8.4%	-\$2,500
6451 - WORKERS COMPENSATION	\$5,200	\$4,900	\$4,900	\$4,900	\$5,100	4.1%	\$200
6452 - LICENSE & PERMITS	\$50	\$0	\$20	\$0	\$0	0%	\$0
6454 - TELEPHONE / INTERNET SERVC	\$3,670	\$4,000	\$941	\$4,000	\$4,000	0%	\$0

Name	FY2023 YTD Actual	FY2024 Budget: Amended	FY2024 YTD Actual	FY2024 Projected	FY2025 Budgeted	FY2024 Budget: Amended vs. FY2025 Budgeted (% Change)	FY2024 Budget: Amended vs. FY2025 Budgeted (\$ Change)
6455 - UTILITY EXPENSE	\$53,367	\$58,000	\$25,085	\$58,000	\$58,000	0%	\$0
6465 - BANK FEES	\$2,617	\$2,200	\$1,453	\$2,900	\$2,800	27.3%	\$600
6519 - NON-INVENTORY FUEL	\$0	\$900	\$0	\$900	\$500	-44.4%	-\$400
6520 - OFFICE SUPPLIES	\$2,543	\$3,300	\$417	\$3,300	\$3,300	0%	\$0
6524 - SPECIALTY SUPPLIES	\$7,618	\$8,000	\$6,244	\$14,000	\$10,000	25%	\$2,000
6529 - NON-INV - SUPPLIES	\$25,267	\$25,000	\$2,103	\$25,000	\$15,000	-40%	-\$10,000
6539 - NON INVENTORY REPAIR PARTS	\$511	\$0	\$0	\$0	\$0	0%	\$0
6550 - MINOR EQUIPMENT	\$10,139	\$5,000	\$5,157	\$5,400	\$5,000	0%	\$0
Total Operating:	\$189,599	\$183,637	\$92,676	\$188,100	\$187,000	1.8%	\$3,363
Total Expense Objects:	\$1,261,537	\$1,278,387	\$590,242	\$1,277,592	\$1,351,610	5.7%	\$73,223



Museum Collections Fund 0242-1070

Department: Public Museum
Fund Type: Special Revenue,
Non-Major Fund
Contact Person: Anna Cannizzo
Director of Museum

Mission Statement

The purpose of the fund is to provide money for the acquisition of materials for the Museum's Collections, as well as provide for the conservation and restoration of existing collections. Under no circumstances will fund income or principal be used to defray or offset the Museum's annual general operating expenses. The Museum Director will bring requests to use the fund forward to the Museum Board for action. The Museum Board will review and approve requests to ensure that uses are in keeping with the stated purpose.

Strategic Plan Goals

- *Enhance our quality of life services and assets
- *Better utilize museum collections for the public
- *Strengthen exhibitions to more broadly represent and appeal to educational entities in the community

2024 Accomplishments

- *Supported the funding of equipment and supplies related to the monitoring and preventative conservation of the City's permanent collection of archival, historical, and anthropological holdings.
- *Completed safe relocation of artifacts to a new storage facility and updated the Collection's documentation for these items.
- *Continued to grow Wisteria Circle donor support. Supported the ongoing care of the Tiffany Studios designed interiors by funding the installation of updated lighting elements for the Tiffany windows on the Grand staircase and site visit of a Tiffany expert to assess interiors.
- *Commissioned the acquisition of Menominee ribbonwork, Louise Dutchman-style wearing blanket by a contemporary Menominee textile artist for the Museum's permanent collection.
- *Supported the funding of an LTE Collections Assistant position to update records associated with and governed by NAGPRA (Native American Graves Protection and Repatriation Act) to ensure compliance with federal law and explore opportunities for ongoing cultural care, exhibition, and potential formal repatriation of holdings.

2025 Goals

- *Support the funding of equipment and supplies related to the monitoring, preventative conservation, and ongoing care of the City's permanent collection of archival, historical, and anthropological holdings.
- *Continue to support the funding of an LTE Collections Assistant position to update records associated with and governed by NAGPRA (Native American Graves Protection and Repatriation Act) to ensure compliance with federal law and explore opportunities for ongoing cultural care, exhibition, and potential formal repatriation of holdings.
- *Continue to grow Wisteria Circle donor support to promote ongoing care and restoration of the historic Tiffany interiors.

Revenues by Source

Name	FY2023 YTD Actual	FY2024 Budget: Amended	FY2024 YTD Actual	FY2024 Projected	FY2025 Budgeted	FY2024 Budget: Amended vs. FY2025 Budgeted (% Change)	FY2024 Budget: Amended vs. FY2025 Budgeted (\$ Change)
Revenue Source							
Miscellaneous Income							
4908 - INTEREST-OTHER INVESTMENTS	\$36,374	\$0	\$17,663	\$35,000	\$35,000	N/A	\$35,000
4952 - GIFTS & DONATIONS	\$32,100	\$3,000	\$6,000	\$11,000	\$14,500	383.3%	\$11,500
4972 - MISCELLANEOUS REVENUE	\$1,000	\$0	\$500	\$5,000	\$5,000	N/A	\$5,000
Total Miscellaneous Income:	\$69,474	\$3,000	\$24,163	\$51,000	\$54,500	1,716.7%	\$51,500
Other Financing							
5300 - SALE OF CAPITAL ASSETS	\$0	\$0	\$0	\$1,000	\$0	0%	\$0
Total Other Financing:	\$0	\$0	\$0	\$1,000	\$0	0%	\$0
Total Revenue Source:	\$69,474	\$3,000	\$24,163	\$52,000	\$54,500	1,716.7%	\$51,500

Expenditures by Expense Type

Name	FY2023 YTD Actual	FY2024 Budget: Amended	FY2024 YTD Actual	FY2024 Projected	FY2025 Budgeted	FY2024 Budget: Amended vs. FY2025 Budgeted (% Change)	FY2024 Budget: Amended vs. FY2025 Budgeted (\$ Change)
Expense Objects							
Operating							
6401 - PS - ENGINEER/SURVEY/APPRAISAL	\$0	\$35,000	\$0	\$0	\$0	-100%	-\$35,000
6411 - ADVERTISING/POSTAGE/PRINTING	\$0	\$2,000	\$0	\$0	\$0	-100%	-\$2,000
6412 - CONTRACTUAL AGREEMENT PYMNTS	\$490	\$0	\$1,750	\$2,000	\$8,000	N/A	\$8,000
6415 - SUBSCRIPTION/LICENSING CNTRCTS	\$300	\$300	\$772	\$800	\$1,000	233.3%	\$700
6422 - PRFSL LICENSE/MEMERSHIP/BOND	\$0	\$300	\$0	\$100	\$300	0%	\$0
6521 - INVENTORY SUPPLIES	\$0	\$1,200	\$0	\$1,200	\$0	-100%	-\$1,200
6524 - SPECIALTY SUPPLIES	\$631	\$2,600	\$0	\$2,600	\$2,600	0%	\$0
6529 - NON-INV - SUPPLIES	\$2,318	\$5,500	\$2,664	\$5,500	\$5,500	0%	\$0
6550 - MINOR EQUIPMENT	\$0	\$0	\$1,261	\$1,300	\$3,500	N/A	\$3,500
7470 - TSF TO OTHER	\$0	\$0	\$0	\$5,000	\$35,000	N/A	\$35,000
Total Operating:	\$3,739	\$46,900	\$6,447	\$18,500	\$55,900	19.2%	\$9,000
Capital Outlay							
7222 - FINE ARTS	\$0	\$10,000	\$2,600	\$10,000	\$10,000	0%	\$0
Total Capital Outlay:	\$0	\$10,000	\$2,600	\$10,000	\$10,000	0%	\$0
Total Expense Objects:	\$3,739	\$56,900	\$9,047	\$28,500	\$65,900	15.8%	\$9,000



Mission Statement

The City of Oshkosh seeks to provide a park and recreation system that will meet the needs of our current residents and future generations, preserve and protect the City's open space, water, historical and natural resources, and provide a park and recreation program that is designed to enhance the City's quality of life.

Strategic Plan Goals

- *Improve and maintain our infrastructure
- *Enhance our quality of life services and assets

2024 Accomplishments

- *Removed 63 hazardous Ash trees that were infested with Emerald Ash Borer.
- *Repaved numerous cemetery roads to maintain access throughout the cemetery
- *Continued historic cemetery tour programs with Oshkosh Public Museum
- *Instituted a program to reuse small graveside flags for Veterans which preserves the flags, saves money and staff and volunteer time

2025 Goals

- *Continue to replace worn or missing road signs throughout the Cemetery
- *Start to grow a resilient and robust urban forest throughout Riverside Cemetery by planting diverse species to replace the many Ash trees that were removed
- *Continue the Cemetery road repaving program

Personnel Positions

CEMETERY 0247-0650

PERSONNEL POSITIONS

Position Title	Current Budgeted Employees	Current Actual Employees	2025 Proposed Employees
Landscape Operations Mgr	1.00	1.00	1.00
Management Analyst	0.00	0.00	1.00
Lead Landscape Operations	1.00	0.00	0.00
Landscape OP Grounds Spec	1.00	1.00	1.00
PT Office Assistant	0.64	0.64	0.64
Seasonal Help	Varies	Varies	Varies
TOTAL PERSONNEL	3.64	2.64	3.64

Revenues by Source

Name	FY2023 YTD Actual	FY2024 Budget: Amended	FY2024 YTD Actual	FY2024 Projected	FY2025 Budgeted	FY2024 Budget: Amended vs. FY2025 Budgeted (% Change)	FY2024 Budget: Amended vs. FY2025 Budgeted (\$ Change)
Revenue Source							
Taxes and Special Assessments							
4102 - GENERAL PROPERTY TAX-CITY	\$318,900	\$328,500	\$328,500	\$328,500	\$350,000	6.5%	\$21,500
Total Taxes and Special Assessments:	\$318,900	\$328,500	\$328,500	\$328,500	\$350,000	6.5%	\$21,500
Charges for Services							
4578 - SALE CEMETERY LOTS	\$66,283	\$90,000	\$26,150	\$70,000	\$70,000	-22.2%	-\$20,000
Total Charges for Services:	\$66,283	\$90,000	\$26,150	\$70,000	\$70,000	-22.2%	-\$20,000
Miscellaneous Income							
4908 - INTEREST-OTHER INVESTMENTS	\$12,679	\$0	\$0	\$10,000	\$8,000	N/A	\$8,000
4952 - GIFTS & DONATIONS	\$33,928	\$34,000	\$0	\$34,000	\$34,000	0%	\$0
4972 - MISCELLANEOUS REVENUE	\$810	\$900	\$385	\$1,200	\$900	0%	\$0
Total Miscellaneous Income:	\$47,418	\$34,900	\$385	\$45,200	\$42,900	22.9%	\$8,000
Transfers							
5299 - TSF FROM OTHER FUNDS	\$58,600	\$70,020	\$0	\$70,000	\$70,000	0%	-\$20
Total Transfers:	\$58,600	\$70,020	\$0	\$70,000	\$70,000	0%	-\$20
Total Revenue Source:	\$491,201	\$523,420	\$355,035	\$513,700	\$532,900	1.8%	\$9,480

Expenditures by Expense Type

Name	FY2023 YTD Actual	FY2024 Budget: Amended	FY2024 YTD Actual	FY2024 Projected	FY2025 Budgeted	FY2024 Budget: Amended vs. FY2025 Budgeted (% Change)	FY2024 Budget: Amended vs. FY2025 Budgeted (\$ Change)
Expense Objects							
Personnel Services							
6102 - REGULAR PAY	\$209,115	\$231,115	\$101,403	\$216,058	\$245,957	6.4%	\$14,842
6103 - REGULAR PAY - TEMP EMPLOYEE	\$20,201	\$40,300	\$5,502	\$27,800	\$38,694	-4%	-\$1,606
6104 - OVERTIME PAY	\$16	\$1,600	\$0	\$830	\$1,731	8.2%	\$131
6249 - MISCELLANEOUS PAY	\$0	\$618	\$0	\$859	\$1,793	190.1%	\$1,175
6302 - FICA - EMPLOYERS SHARE	\$16,813	\$20,997	\$7,834	\$18,717	\$21,912	4.4%	\$915
6304 - WISCONSIN RETIREMENT FUND	\$14,236	\$16,163	\$6,997	\$15,398	\$17,218	6.5%	\$1,055
6306 - HEALTH INSURANCE	\$45,583	\$43,954	\$21,454	\$59,795	\$72,785	65.6%	\$28,831
6307 - HEALTH INSURANCE ADMIN FEE	\$0	\$0	\$0	\$0	\$1,030	N/A	\$1,030
6308 - DENTAL	\$4,453	\$4,820	\$2,041	\$4,453	\$4,550	-5.6%	-\$270
6310 - LIFE INSURANCE	\$313	\$609	\$63	\$361	\$651	6.9%	\$42
Total Personnel Services:	\$310,730	\$360,176	\$145,295	\$344,271	\$406,321	12.8%	\$46,145
Operating							
6412 - CONTRACTUAL AGREEMENT PYMNTS	\$1,500	\$1,600	\$0	\$1,600	\$1,600	0%	\$0
6413 - CONTRACTUAL EMPLOYMENT	\$0	\$2,000	\$0	\$0	\$0	-100%	-\$2,000
6415 - SUBSCRIPTION/LICENSING CNTRCTS	\$1,156	\$1,200	\$957	\$1,500	\$1,200	0%	\$0
6416 - PREVENTATIVE MNTC CONTRACTS	\$369	\$1,000	\$0	\$500	\$500	-50%	-\$500
6417 - 3RD PARTY CONTRACTED SERVICE	\$6,073	\$34,000	\$28,299	\$34,000	\$34,000	0%	\$0
6421 - EMPLOYEE TRAINING/DEVELOPMENT	\$692	\$2,000	\$5,125	\$6,100	\$3,500	75%	\$1,500
6422 - PRFSL LICENSE/MEMERSHIP/BOND	\$0	\$600	\$0	\$100	\$600	0%	\$0
6423 - EMPLOYEE ALLOWANCE/REIMBRSMNT	\$100	\$600	\$0	\$300	\$600	0%	\$0
6433 - INTERFUND CHARGE BACKS	\$14,454	\$18,400	\$7,971	\$16,000	\$18,000	-2.2%	-\$400
6441 - RENTAL EXPENSE	\$150	\$700	\$155	\$200	\$300	-57.1%	-\$400
6443 - LEASE EXPENSE	\$365	\$500	\$236	\$500	\$500	0%	\$0
6450 - INSURANCE EXPENSE	\$6,800	\$7,800	\$4,930	\$7,200	\$7,400	-5.1%	-\$400
6451 - WORKERS COMPENSATION	\$13,100	\$12,300	\$12,300	\$12,300	\$12,700	3.3%	\$400
6452 - LICENSE & PERMITS	\$0	\$100	\$0	\$0	\$0	-100%	-\$100
6454 - TELEPHONE / INTERNET SERVC	\$944	\$800	\$404	\$1,000	\$1,000	25%	\$200
6455 - UTILITY EXPENSE	\$35,037	\$38,200	\$17,473	\$36,500	\$47,900	25.4%	\$9,700
6519 - NON-INVENTORY FUEL	\$0	\$15,000	\$0	\$0	\$0	-100%	-\$15,000

Name	FY2023 YTD Actual	FY2024 Budget: Amended	FY2024 YTD Actual	FY2024 Projected	FY2025 Budgeted	FY2024 Budget: Amended vs. FY2025 Budgeted (% Change)	FY2024 Budget: Amended vs. FY2025 Budgeted (\$ Change)
6520 - OFFICE SUPPLIES	\$169	\$200	\$0	\$200	\$200	0%	\$0
6529 - NON-INV - SUPPLIES	\$7,548	\$19,000	\$4,782	\$19,000	\$19,000	0%	\$0
6539 - NON INVENTORY REPAIR PARTS	\$2,715	\$2,000	\$753	\$2,000	\$2,000	0%	\$0
6549 - NON-INV MATERIALS	\$550	\$0	\$0	\$0	\$0	0%	\$0
6550 - MINOR EQUIPMENT	\$663	\$4,500	\$0	\$4,500	\$4,500	0%	\$0
Total Operating:	\$92,384	\$162,500	\$83,385	\$143,500	\$155,500	-4.3%	-\$7,000
Total Expense Objects:	\$403,114	\$522,676	\$228,679	\$487,771	\$561,821	7.5%	\$39,145



Community Development Special Fund 0249-0740

Department: Community Development Department
Fund Type: Special Revenue,
Non-Major Fund
Contact Person: Kelly Nieforth,
Director of Community Development

Mission Statement

The Community Development Special Fund is used to receive and expend state and federal grants associated with development projects or redevelopment projects.

Strategic Plan Goals

- *Support redevelopment opportunities throughout the city
- *Continue to develop infrastructure needed to support business and residential development

2024 Accomplishments

- *Closed out two grants.

2025 Goals

- *Submit a grant application for the Jefferson Street Redevelopment with Commonwealth.
- *Obtain additional WEDC grants for development and redevelopment.

Revenues by Source

Name	FY2023 YTD Actual	FY2024 Budget: Amended	FY2024 YTD Actual	FY2024 Projected	FY2025 Budgeted	FY2024 Budget: Amended vs. FY2025 Budgeted (% Change)	FY2024 Budget: Amended vs. FY2025 Budgeted (\$ Change)
Revenue Source							
Intergovernmental							
4262 - LOCAL CONTRIBUTION AND AID	\$66,571	\$0	\$7,327	\$0	\$0	0%	\$0
4263 - SUBRECIPIENT GRANT	\$33,050	\$0	\$0	\$0	\$0	0%	\$0
Total Intergovernmental:	\$99,621	\$0	\$7,327	\$0	\$0	0%	\$0
Miscellaneous Income							
4908 - INTEREST-OTHER INVESTMENTS	\$3,319	\$0	\$0	\$0	\$0	0%	\$0
Total Miscellaneous Income:	\$3,319	\$0	\$0	\$0	\$0	0%	\$0
Total Revenue Source:	\$102,941	\$0	\$7,327	\$0	\$0	0%	\$0

Expenditures by Expense Type

Name	FY2023 YTD Actual	FY2024 Budget: Amended	FY2024 YTD Actual	FY2024 Projected	FY2025 Budgeted	FY2024 Budget: Amended vs. FY2025 Budgeted (% Change)	FY2024 Budget: Amended vs. FY2025 Budgeted (\$ Change)
Expense Objects							
Operating							
6401 - PS - ENGINEER/SURVEY/APPRAISAL	\$11,911	\$89	\$0	\$0	\$0	-100%	-\$89
6412 - CONTRACTUAL AGREEMENT PYMNTS	\$19,500	\$3,450	\$0	\$0	\$0	-100%	-\$3,450
6431 - ADMIN / ENGINEERING FEE	\$0	\$7,050	\$0	\$0	\$0	-100%	-\$7,050
Total Operating:	\$31,411	\$10,589	\$0	\$0	\$0	-100%	-\$10,589
Total Expense Objects:	\$31,411	\$10,589	\$0	\$0	\$0	-100%	-\$10,589



Parks Revenue Facilities Fund 0255-0610

Department: Parks Department
Fund Type: Special Revenue,
Non-Major Fund
Contact Person: Chad Dallman,
Assistant Director of Parks

Mission Statement

The City of Oshkosh seeks to provide a park and recreation system that will meet the needs of our current residents and future generations, preserve and protect the City's open space, water, historical and natural resources, and provide a park and recreation program that is designed to enhance the City's quality of life.

Strategic Plan Goals

- *Strengthen our neighborhoods.
- *Enhance our quality of life services and assets.
- *Improve and maintain our infrastructure.

2024 Accomplishments

- *Continued paving of gravel paths throughout the zoo.
- *Completed construction of the bear/fox exhibit.
- *Offered 3 summer family events at South Park.
- *Added 5 special zoo programs, including World Otter Day, American Zoo Day, National Zookeeper Week, International Wolf Day and International Vulture Awareness Day.
- *Increased attendance at education programs offered at the zoo.

2025 Goals

- *Coordinate winter special events and programs with the Oshkosh Recreation Department.
- *Develop a plan for boat launch improvements.
- *Create an outreach education program.
- *Continue paving of gravel paths throughout the zoo.

Personnel Positions

PARKS REVENUE FACILITIES 0255-0610

PERSONNEL POSITIONS

Position Title	Current Budgeted Employees	Current Actual Employees	2025 Proposed Employees
Parks Revenue & Fac. Div. Mgr.	0.36	0.36	0.36
Seasonal Employees	Varies	Varies	Varies
TOTAL PERSONNEL	0.36	0.36	0.36

0255 FUND - PARKS REVENUE FACILITIES

TOTAL REVENUES
401,000.00TOTAL EXPENSES
348,137.00

	2023 ACTUAL	2024 AMENDED BUDGET	2024 ACTUALS AS OF 06/30/2024	2024 PROJECTED ACTUALS	2025 PROPOSED BUDGET
11402 - CHIEF OSHKOSH SIGNAGE					
4952 - GIFTS & DONATIONS	10,000.00	-	-	-	-
11402 REVENUES	10,000.00	-	-	-	-
6529 - NON-INV - SUPPLIES	12,930.00	-	17.32	-	-
6541 - EAM INV EXP - MATERIALS 1524	-	-	-	-	-
11402 EXPENDITURES	12,930.00	-	17.32	-	-
11403 - UNITY IN COMMUNITY					
4952 - GIFTS & DONATIONS	-	-	-	-	-
4972 - MISCELLANEOUS REVENUE	-	-	-	-	-
5299 - TSF FROM OTHER FUNDS	-	-	-	-	-
11403 REVENUES	-	-	-	-	-
6404 - PS - MISC CONSULTING / STUDIES	-	-	-	-	-
6411 - ADVERTISING/POSTAGE/PRINTING	-	-	-	-	-
6417 - 3RD PARTY CONTRACTED SERVICE	4,649.42	12,500.00	-	12,500.00	12,500.00
6450 - INSURANCE EXPENSE	-	-	-	-	-
6520 - OFFICE SUPPLIES	-	-	-	-	-
11403 EXPENDITURES	4,649.42	12,500.00	-	12,500.00	12,500.00
6529 - NON-INV - SUPPLIES	-	-	-	-	-
11421 - MENOMINEE PARK ZOO					
4571 - PARK FACILITY FEES	1,572.58	-	-	-	-
4572 - PARK FACILITY RENTALS	-	-	-	-	-
4579 - VENDING REVENUE	5,845.47	6,500.00	2,302.19	7,000.00	6,500.00
4952 - GIFTS & DONATIONS	73,058.66	70,000.00	4,395.33	74,000.00	85,000.00
4972 - MISCELLANEOUS REVENUE	12,596.02	12,000.00	42.30	12,000.00	13,000.00
11421 REVENUES	93,072.73	88,500.00	6,739.82	93,000.00	104,500.00
6102 - REGULAR PAY	6,251.10	17,862.52	3,018.82	6,510.89	6,800.00
6103 - REGULAR PAY - TEMP EMPLOYEE	10,725.00	10,500.00	3,558.35	8,808.35	21,893.00
6104 - OVERTIME PAY	-	-	-	-	-
6302 - FICA - EMPLOYERS SHARE	1,283.62	1,702.80	495.94	1,164.67	2,196.00
6304 - WISCONSIN RETIREMENT FUND	424.69	812.25	207.72	449.27	473.00
6306 - HEALTH INSURANCE	-	837.00	-	-	-
6308 - DENTAL	-	-	-	-	-
6310 - LIFE INSURANCE	9.09	29.25	5.24	13.82	18.00
6312 - INCOME CONTINUATION INSURANCE	-	-	-	-	-
6401 - PS - ENGINEER/SURVEY/APPRaisal	-	-	-	-	-
6404 - PS - MISC CONSULTING / STUDIES	-	-	-	-	-
6411 - ADVERTISING/POSTAGE/PRINTING	997.58	1,000.00	42.14	1,000.00	1,000.00
6413 - CONTRACTUAL EMPLOYMENT	-	-	-	-	-
6415 - SUBSCRIPTION/LICENSING CNTRCTS	1,880.00	3,000.00	1,720.14	2,500.00	3,000.00
6416 - PREVENTATIVE MNTC CONTRACTS	377.78	400.00	-	400.00	400.00
6417 - 3RD PARTY CONTRACTED SERVICE	10,509.99	7,000.00	11,192.12	13,000.00	14,000.00
6421 - EMPLOYEE TRAINING/DEVELOPMENT	202.00	2,000.00	201.20	1,000.00	2,000.00
6422 - PRFSL LICENSE/MEMBERSHIP/BOND	87.13	300.00	300.00	300.00	300.00
6423 - EMPLOYEE ALLOWANCE/REIMBRSMNT	-	800.00	-	400.00	800.00
6441 - RENTAL EXPENSE	-	-	-	-	-
6443 - LEASE EXPENSE	-	600.00	-	-	600.00
6452 - LICENSE & PERMITS	120.00	200.00	642.13	700.00	700.00
6454 - TELEPHONE / INTERNET SERVC	228.42	200.00	(31.52)	200.00	200.00
6513 - MOTOR OIL (LUBRICANTS)	-	-	-	-	-
6519 - NON-INVENTORY FUEL	-	-	-	-	-
6520 - OFFICE SUPPLIES	154.32	1,000.00	1,255.16	1,400.00	1,500.00
6521 - INVENTORY SUPPLIES	-	-	-	-	-
6529 - NON-INV - SUPPLIES	23,296.62	37,000.00	17,376.78	35,000.00	35,000.00
6539 - NON INVENTORY REPAIR PARTS	1,853.17	4,800.00	-	1,500.00	1,000.00
6541 - EAM INV EXP - MATERIALS 1524	-	-	-	-	-
6542 - CHEMICALS	-	-	-	-	-
6550 - MINOR EQUIPMENT	2,576.95	2,500.00	821.81	2,300.00	5,000.00
7204 - MACHINERY & EQUIPMENT	-	-	-	-	-
7214 - BUILDINGS & BUILDING IMPRVMTS	-	-	-	-	-
7216 - LAND IMPROVEMENT	-	-	-	-	-
11421 EXPENDITURES	60,977.46	92,543.82	40,806.03	76,647.00	96,880.00

	2023 ACTUAL	2024 AMENDED BUDGET	2024 ACTUALS AS OF 06/30/2024	2024 PROJECTED ACTUALS	2025 PROPOSED BUDGET
11422 - BOAT LAUNCH					
4260 - GRANTS AND AIDS	-	-	-	-	-
4263 - SUBRECIPIENT GRANT	-	-	-	-	-
4571 - PARK FACILITY FEES	106,315.33	110,000.00	67,628.51	108,000.00	110,000.00
4952 - GIFTS & DONATIONS	-	-	-	-	-
4966 - OTHER REIMBURSEMENTS	-	-	-	-	-
5299 - TSF FROM OTHER FUNDS	-	-	-	-	-
11422 REVENUES	106,315.33	110,000.00	67,628.51	108,000.00	110,000.00
6102 - REGULAR PAY	6,251.10	8,326.87	3,018.82	6,510.89	6,800.00
6103 - REGULAR PAY - TEMP EMPLOYEE	15,440.67	14,500.00	3,995.80	11,245.80	15,117.00
6104 - OVERTIME PAY	-	-	-	600.00	700.00
6302 - FICA - EMPLOYERS SHARE	1,644.36	1,770.68	529.40	1,351.13	1,678.00
6304 - WISCONSIN RETIREMENT FUND	424.69	595.60	207.72	481.67	473.00
6306 - HEALTH INSURANCE	-	394.00	-	-	-
6308 - DENTAL	-	-	-	-	-
6310 - LIFE INSURANCE	9.09	22.60	5.24	13.82	18.00
6312 - INCOME CONTINUATION INSURANCE	-	-	-	-	-
6401 - PS - ENGINEER/SURVEY/APPRaisal	-	-	-	-	-
6404 - PS - MISC CONSULTING / STUDIES	-	-	-	-	-
6411 - ADVERTISING/POSTAGE/PRINTING	525.78	500.00	177.65	400.00	400.00
6413 - CONTRACTUAL EMPLOYMENT	-	1,300.00	-	-	-
6415 - SUBSCRIPTION/LICENSING CNTRCTS	4,320.00	4,400.00	54.72	4,400.00	4,500.00
6416 - PREVENTATIVE MNTC CONTRACTS	-	-	-	-	-
6417 - 3RD PARTY CONTRACTED SERVICE	22,437.50	25,000.00	1,942.00	20,000.00	25,000.00
6441 - RENTAL EXPENSE	2,085.20	2,000.00	1,158.75	5,000.00	5,000.00
6443 - LEASE EXPENSE	528.48	600.00	-	600.00	600.00
6452 - LICENSE & PERMITS	480.00	500.00	-	-	500.00
6454 - TELEPHONE / INTERNET SERVC	8.70	-	1.32	-	-
6520 - OFFICE SUPPLIES	-	200.00	-	200.00	200.00
6521 - INVENTORY SUPPLIES	-	-	-	-	-
6529 - NON-INV - SUPPLIES	12,169.65	5,000.00	3,674.56	5,000.00	20,000.00
6539 - NON INVENTORY REPAIR PARTS	1,962.06	5,000.00	-	4,000.00	3,000.00
6541 - EAM INV EXP - MATERIALS 1524	-	3,000.00	-	2,000.00	2,000.00
6550 - MINOR EQUIPMENT	-	-	-	-	-
7204 - MACHINERY & EQUIPMENT	-	-	-	-	-
11422 EXPENDITURES	68,287.28	73,109.75	14,765.98	61,803.31	85,986.00
11423 - AMUSEMENT RIDES					
4260 - GRANTS AND AIDS	-	-	-	-	-
4265 - PRIVATE GRANT	-	-	-	-	-
4571 - PARK FACILITY FEES	19,926.93	17,000.00	-	-	-
4577 - CONCESSIONS	350.00	600.00	600.00	-	-
4579 - VENDING REVENUE	1,358.46	-	-	-	-
4950 - SPONSORSHIP	2,106.00	3,000.00	100.00	-	-
4952 - GIFTS & DONATIONS	303.05	200.00	-	-	-
4972 - MISCELLANEOUS REVENUE	-	-	-	-	-
5300 - SALE OF CAPITAL ASSETS	-	-	-	-	15,000.00
11423 REVENUES	24,044.44	20,800.00	700.00	-	15,000.00
6103 - REGULAR PAY - TEMP EMPLOYEE	15,629.70	10,500.00	1,771.43	7,021.43	2.00
6104 - OVERTIME PAY	-	-	-	-	-
6302 - FICA - EMPLOYERS SHARE	1,195.64	804.00	135.51	537.14	1.00
6304 - WISCONSIN RETIREMENT FUND	195.36	200.00	32.40	200.00	200.00
6306 - HEALTH INSURANCE	-	-	-	-	-
6308 - DENTAL	-	-	-	-	-
6310 - LIFE INSURANCE	19.10	-	4.44	-	-
6312 - INCOME CONTINUATION INSURANCE	-	-	-	-	-
6401 - PS - ENGINEER/SURVEY/APPRaisal	-	-	-	-	-
6404 - PS - MISC CONSULTING / STUDIES	-	-	-	-	-
6411 - ADVERTISING/POSTAGE/PRINTING	17.00	-	-	-	-
6415 - SUBSCRIPTION/LICENSING CNTRCTS	535.26	600.00	831.78	1,800.00	-
6416 - PREVENTATIVE MNTC CONTRACTS	279.71	300.00	-	-	-
6417 - 3RD PARTY CONTRACTED SERVICE	3,817.91	2,000.00	-	-	-
6421 - EMPLOYEE TRAINING/DEVELOPMENT	-	-	-	-	-
6422 - PRFSL LICENSE/MEMBERSHIP/BOND	56.10	100.00	-	-	-
6423 - EMPLOYEE ALLOWANCE/REIMBRSMNT	-	200.00	-	-	-
6441 - RENTAL EXPENSE	-	-	-	-	-
6452 - LICENSE & PERMITS	200.00	200.00	56.24	-	-

	2023 ACTUAL	2024 AMENDED BUDGET	2024 ACTUALS AS OF 06/30/2024	2024 PROJECTED ACTUALS	2025 PROPOSED BUDGET
6454 - TELEPHONE / INTERNET SERVC	-	-	-	-	-
6469 - UNCOLLECTIBLE ACCOUNTS	-	-	-	-	-
6513 - MOTOR OIL (LUBRICANTS)	-	-	-	-	-
6519 - NON-INVENTORY FUEL	-	-	-	-	-
6520 - OFFICE SUPPLIES	242.93	500.00	-	-	-
6521 - INVENTORY SUPPLIES	-	-	-	-	-
6522 - CONCESSIONS	-	-	-	-	-
6529 - NON-INV - SUPPLIES	14,123.27	5,000.00	-	-	-
6541 - EAM INV EXP - MATERIALS 1524	-	-	-	-	-
6550 - MINOR EQUIPMENT	885.00	-	-	-	-
11423 EXPENDITURES	37,196.98	20,404.00	2,831.80	9,558.57	203.00
11424 - CONCESSIONS					
4571 - PARK FACILITY FEES	-	-	-	-	-
4577 - CONCESSIONS	-	-	-	-	-
4950 - SPONSORSHIP	-	-	-	-	-
4952 - GIFTS & DONATIONS	-	-	-	-	-
11424 REVENUES	-	-	-	-	-
6102 - REGULAR PAY	-	-	-	-	-
6103 - REGULAR PAY - TEMP EMPLOYEE	-	-	-	-	-
6104 - OVERTIME PAY	-	-	-	-	-
6302 - FICA - EMPLOYERS SHARE	-	-	-	-	-
6304 - WISCONSIN RETIREMENT FUND	-	-	-	-	-
6310 - LIFE INSURANCE	-	-	-	-	-
6401 - PS - ENGINEER/SURVEY/APPRaisal	-	-	-	-	-
6415 - SUBSCRIPTION/LICENSING CNTRCTS	-	-	-	-	-
6416 - PREVENTATIVE MNTC CONTRACTS	-	-	-	-	-
6417 - 3RD PARTY CONTRACTED SERVICE	-	-	-	-	-
6421 - EMPLOYEE TRAINING/DEVELOPMENT	-	-	-	-	-
6423 - EMPLOYEE ALLOWANCE/REIMBRSMNT	-	-	-	-	-
6452 - LICENSE & PERMITS	-	-	-	-	-
6520 - OFFICE SUPPLIES	-	-	-	-	-
6521 - INVENTORY SUPPLIES	-	-	-	-	-
6522 - CONCESSIONS	-	-	-	-	-
6529 - NON-INV - SUPPLIES	-	-	-	-	-
11424 EXPENDITURES	-	-	-	-	-
11425 - VENDING MACHINES					
4571 - PARK FACILITY FEES	-	-	-	-	-
4952 - GIFTS & DONATIONS	-	-	-	-	-
11425 REVENUES	-	-	-	-	-
6415 - SUBSCRIPTION/LICENSING CNTRCTS	-	-	-	-	-
6416 - PREVENTATIVE MNTC CONTRACTS	-	-	-	-	-
6520 - OFFICE SUPPLIES	-	-	-	-	-
6529 - NON-INV - SUPPLIES	-	-	-	-	-
11425 EXPENDITURES	-	-	-	-	-
11426 - MILLERS BAY					
4571 - PARK FACILITY FEES	3,976.27	5,100.00	4,433.41	5,000.00	5,100.00
11426 REVENUES	3,976.27	5,100.00	4,433.41	5,000.00	5,100.00
6401 - PS - ENGINEER/SURVEY/APPRaisal	-	-	-	-	-
6411 - ADVERTISING/POSTAGE/PRINTING	-	-	-	-	-
6415 - SUBSCRIPTION/LICENSING CNTRCTS	-	-	-	-	-
6416 - PREVENTATIVE MNTC CONTRACTS	-	-	-	-	-
6417 - 3RD PARTY CONTRACTED SERVICE	337.50	10,000.00	15,255.00	10,000.00	5,000.00
6520 - OFFICE SUPPLIES	18.52	100.00	-	100.00	100.00
6529 - NON-INV - SUPPLIES	676.35	5,100.00	-	-	-
6541 - EAM INV EXP - MATERIALS 1524	-	-	-	-	-
11426 EXPENDITURES	1,032.37	15,200.00	15,255.00	10,100.00	5,100.00
11427 - REETZ CONCESSIONS					
4572 - PARK FACILITY RENTALS	-	700.00	-	500.00	400.00
4577 - CONCESSIONS	16,288.79	14,500.00	6,043.04	13,000.00	13,000.00
4950 - SPONSORSHIP	-	-	-	-	-
4952 - GIFTS & DONATIONS	779.43	700.00	199.20	500.00	500.00
4972 - MISCELLANEOUS REVENUE	-	-	-	-	-
11427 REVENUES	17,068.22	15,900.00	6,242.24	14,000.00	13,900.00
6103 - REGULAR PAY - TEMP EMPLOYEE	10,243.10	6,300.00	2,657.67	5,807.67	6,568.00
6104 - OVERTIME PAY	-	-	-	-	-
6302 - FICA - EMPLOYERS SHARE	783.60	482.00	203.30	444.28	503.00

	2023 ACTUAL	2024 AMENDED BUDGET	2024 ACTUALS AS OF 06/30/2024	2024 PROJECTED ACTUALS	2025 PROPOSED BUDGET
6304 - WISCONSIN RETIREMENT FUND	156.31	100.00	25.91	100.00	100.00
6306 - HEALTH INSURANCE	-	-	-	-	-
6308 - DENTAL	-	-	-	-	-
6310 - LIFE INSURANCE	15.22	-	3.56	-	-
6401 - PS - ENGINEER/SURVEY/APPRaisal	-	-	-	-	-
6415 - SUBSCRIPTION/LICENSING CNTRCTS	-	-	-	-	-
6416 - PREVENTATIVE MNTC CONTRACTS	-	-	-	-	-
6421 - EMPLOYEE TRAINING/DEVELOPMENT	-	-	-	-	-
6422 - PRFSL LICENSE/MEMERSHIP/BOND	-	100.00	-	-	-
6423 - EMPLOYEE ALLOWANCE/REIMBRSMNT	72.00	-	-	100.00	100.00
6441 - RENTAL EXPENSE	-	-	-	-	-
6452 - LICENSE & PERMITS	398.00	400.00	417.00	400.00	400.00
6454 - TELEPHONE / INTERNET SERVC	526.89	400.00	180.05	500.00	500.00
6514 - WELDING & MISC GASES	-	-	-	-	-
6519 - NON-INVENTORY FUEL	-	-	-	-	-
6520 - OFFICE SUPPLIES	-	100.00	-	-	-
6522 - CONCESSIONS	6,914.13	7,500.00	3,789.82	6,000.00	6,000.00
6529 - NON-INV - SUPPLIES	1,337.32	100.00	8.94	100.00	-
6550 - MINOR EQUIPMENT	2,237.87	300.00	-	-	-
11427 EXPENDITURES	22,684.44	15,782.00	7,286.25	13,451.95	14,171.00
11428 - PARKS SPECIAL EVENTS					
4571 - PARK FACILITY FEES	13,681.83	20,000.00	4,531.24	15,600.00	20,000.00
4577 - CONCESSIONS	29,579.60	30,000.00	11,223.37	30,000.00	32,000.00
4950 - SPONSORSHIP	10,038.81	15,000.00	2,892.30	9,000.00	15,000.00
4952 - GIFTS & DONATIONS	5,506.69	1,200.00	1,051.00	2,500.00	3,500.00
5300 - SALE OF CAPITAL ASSETS	-	-	-	-	-
11428 REVENUES	58,806.93	66,200.00	19,697.91	57,100.00	70,500.00
6102 - REGULAR PAY	12,502.10	16,653.74	6,037.68	13,021.78	13,599.00
6103 - REGULAR PAY - TEMP EMPLOYEE	7,619.84	10,000.00	2,077.38	7,077.38	10,425.00
6104 - OVERTIME PAY	-	-	-	-	-
6302 - FICA - EMPLOYERS SHARE	1,509.39	2,097.84	606.39	1,523.09	1,839.00
6304 - WISCONSIN RETIREMENT FUND	1,044.74	1,201.55	447.83	1,115.81	946.00
6310 - LIFE INSURANCE	37.27	45.55	14.92	32.08	36.00
6401 - PS - ENGINEER/SURVEY/APPRaisal	-	-	-	-	-
6411 - ADVERTISING/POSTAGE/PRINTING	9,437.05	6,000.00	6,087.70	7,000.00	6,000.00
6413 - CONTRACTUAL EMPLOYMENT	-	-	-	-	-
6415 - SUBSCRIPTION/LICENSING CNTRCTS	289.58	1,300.00	1,415.93	2,600.00	2,600.00
6416 - PREVENTATIVE MNTC CONTRACTS	39.86	-	-	-	-
6417 - 3RD PARTY CONTRACTED SERVICE	8,765.00	11,000.00	3,809.00	10,000.00	10,000.00
6421 - EMPLOYEE TRAINING/DEVELOPMENT	-	-	1,772.50	-	-
6422 - PRFSL LICENSE/MEMERSHIP/BOND	-	-	-	-	-
6441 - RENTAL EXPENSE	4,781.56	3,500.00	378.53	3,500.00	3,500.00
6452 - LICENSE & PERMITS	-	-	-	-	-
6514 - WELDING & MISC GASES	-	-	-	-	-
6519 - NON-INVENTORY FUEL	-	-	-	-	-
6520 - OFFICE SUPPLIES	375.66	400.00	43.12	400.00	400.00
6522 - CONCESSIONS	5,195.70	4,500.00	1,648.11	5,000.00	5,000.00
6529 - NON-INV - SUPPLIES	5,986.51	8,000.00	4,547.24	8,200.00	8,000.00
6550 - MINOR EQUIPMENT	-	2,000.00	2,000.65	2,000.00	5,500.00
7216 - LAND IMPROVEMENT	-	-	-	-	-
11428 EXPENDITURES	57,584.26	66,698.68	30,886.98	61,470.14	67,845.00
11431 - LAKEFLY CAFÉ					
4571 - PARK FACILITY FEES	66,896.11	75,000.00	21,113.00	70,000.00	70,000.00
11431 REVENUES	66,896.11	75,000.00	21,113.00	70,000.00	70,000.00
6102 - REGULAR PAY	6,251.10	8,326.87	3,018.82	6,510.89	6,800.00
6103 - REGULAR PAY - TEMP EMPLOYEE	20,420.28	15,600.00	4,522.57	12,322.57	16,263.00
6104 - OVERTIME PAY	-	-	-	-	-
6302 - FICA - EMPLOYERS SHARE	2,025.33	1,854.68	569.70	1,844.55	1,766.00
6304 - WISCONSIN RETIREMENT FUND	659.14	595.60	246.60	488.15	473.00
6310 - LIFE INSURANCE	32.07	22.60	10.58	19.16	18.00
6401 - PS - ENGINEER/SURVEY/APPRaisal	-	-	-	-	-
6411 - ADVERTISING/POSTAGE/PRINTING	2.08	-	-	-	-
6415 - SUBSCRIPTION/LICENSING CNTRCTS	-	300.00	-	-	-
6416 - PREVENTATIVE MNTC CONTRACTS	86.00	100.00	-	100.00	100.00
6417 - 3RD PARTY CONTRACTED SERVICE	-	6,800.00	207.50	400.00	400.00
6421 - EMPLOYEE TRAINING/DEVELOPMENT	-	-	25.00	100.00	100.00

	2023 ACTUAL	2024 AMENDED BUDGET	2024 ACTUALS AS OF 06/30/2024	2024 PROJECTED ACTUALS	2025 PROPOSED BUDGET
6423 - EMPLOYEE ALLOWANCE/REIMBRSMNT	-	-	-	-	-
6452 - LICENSE & PERMITS	458.00	400.00	417.00	500.00	500.00
6454 - TELEPHONE / INTERNET SERVC	25.95	100.00	8.04	100.00	100.00
6469 - UNCOLLECTIBLE ACCOUNTS	-	-	-	-	-
6520 - OFFICE SUPPLIES	200.00	-	-	-	-
6521 - INVENTORY SUPPLIES	-	-	-	-	-
6522 - CONCESSIONS	23,333.50	28,000.00	14,086.08	27,500.00	27,500.00
6529 - NON-INV - SUPPLIES	11,988.78	15,000.00	9,984.25	11,000.00	11,000.00
6550 - MINOR EQUIPMENT	-	-	-	-	-
7214 - BUILDINGS & BUILDING IMPRVMTS	-	6,800.00	-	-	-
11431 EXPENDITURES	65,482.23	83,899.75	33,096.14	60,885.32	65,020.00
NO PROJECT					
4908 - INTEREST-OTHER INVESTMENTS	18,927.25	-	-	15,000.00	12,000.00
NO PROJECT REVENUES	18,927.25	-	-	15,000.00	12,000.00
6249 - MISCELLANEOUS PAY	-	1,318.00	-	859.13	432.00
NO PROJECT EXPENDITURES	-	1,318.00	-	859.13	432.00

Revenues by Source

Name	FY2023 YTD Actual	FY2024 Budget: Amended	FY2024 YTD Actual	FY2024 Projected	FY2025 Budgeted	FY2024 Budget: Amended vs. FY2025 Budgeted (% Change)	FY2024 Budget: Amended vs. FY2025 Budgeted (\$ Change)
Revenue Source							
Charges for Services							
4571 - PARK FACILITY FEES	\$212,369	\$227,100	\$97,706	\$198,600	\$205,100	-9.7%	-\$22,000
4572 - PARK FACILITY RENTALS	\$0	\$700	\$0	\$500	\$400	-42.9%	-\$300
4577 - CONCESSIONS	\$46,218	\$45,100	\$17,866	\$43,000	\$45,000	-0.2%	-\$100
4579 - VENDING REVENUE	\$7,204	\$6,500	\$2,302	\$7,000	\$6,500	0%	\$0
Total Charges for Services:	\$265,791	\$279,400	\$117,875	\$249,100	\$257,000	-8%	-\$22,400
Miscellaneous Income							
4908 - INTEREST-OTHER INVESTMENTS	\$18,927	\$0	\$0	\$15,000	\$12,000	N/A	\$12,000
4950 - SPONSORSHIP	\$12,145	\$18,000	\$2,992	\$9,000	\$15,000	-16.7%	-\$3,000
4952 - GIFTS & DONATIONS	\$164,648	\$72,100	\$5,646	\$77,000	\$89,000	23.4%	\$16,900
4972 - MISCELLANEOUS REVENUE	\$12,596	\$12,000	\$42	\$12,000	\$13,000	8.3%	\$1,000
Total Miscellaneous Income:	\$208,316	\$102,100	\$8,680	\$113,000	\$129,000	26.3%	\$26,900
Other Financing							
5300 - SALE OF CAPITAL ASSETS	\$0	\$0	\$0	\$0	\$15,000	N/A	\$15,000
Total Other Financing:	\$0	\$0	\$0	\$0	\$15,000	N/A	\$15,000
Transfers							
5299 - TSF FROM OTHER FUNDS	\$250,000	\$0	\$0	\$0	\$0	0%	\$0
Total Transfers:	\$250,000	\$0	\$0	\$0	\$0	0%	\$0
Total Revenue Source:	\$724,107	\$381,500	\$126,555	\$362,100	\$401,000	5.1%	\$19,500

Expenditures by Expense Type

Name	FY2023 YTD Actual	FY2024 Budget: Amended	FY2024 YTD Actual	FY2024 Projected	FY2025 Budgeted	FY2024 Budget: Amended vs. FY2025 Budgeted (% Change)	FY2024 Budget: Amended vs. FY2025 Budgeted (\$ Change)
Expense Objects							
Personnel Services							
6102 - REGULAR PAY	\$226,279	\$51,170	\$15,094	\$32,554	\$33,999	-33.6%	-\$17,171
6103 - REGULAR PAY - TEMP EMPLOYEE	\$98,205	\$67,400	\$18,583	\$52,283	\$70,268	4.3%	\$2,868
6104 - OVERTIME PAY	\$276	\$0	\$0	\$600	\$700	N/A	\$700
6249 - MISCELLANEOUS PAY	\$0	\$1,318	\$0	\$859	\$432	-67.2%	-\$886
6302 - FICA - EMPLOYERS SHARE	\$24,155	\$8,712	\$2,540	\$6,865	\$7,983	-8.4%	-\$729
6304 - WISCONSIN RETIREMENT FUND	\$16,205	\$3,505	\$1,168	\$2,835	\$2,665	-24%	-\$840
6306 - HEALTH INSURANCE	\$43,110	\$1,231	\$0	\$0	\$0	-100%	-\$1,231
6308 - DENTAL	\$2,814	\$0	\$0	\$0	\$0	0%	\$0
6310 - LIFE INSURANCE	\$701	\$120	\$44	\$79	\$90	-25%	-\$30
Total Personnel Services:	\$411,746	\$133,456	\$37,430	\$96,075	\$116,137	-13%	-\$17,319
Operating							
6411 - ADVERTISING/POSTAGE/PRINTING	\$10,979	\$7,500	\$6,307	\$8,400	\$7,400	-1.3%	-\$100
6413 - CONTRACTUAL EMPLOYMENT	\$0	\$1,300	\$0	\$0	\$0	-100%	-\$1,300
6415 - SUBSCRIPTION/LICENSING CNTRCTS	\$7,025	\$9,600	\$4,023	\$11,300	\$10,100	5.2%	\$500
6416 - PREVENTATIVE MNTC CONTRACTS	\$783	\$800	\$0	\$500	\$500	-37.5%	-\$300
6417 - 3RD PARTY CONTRACTED SERVICE	\$50,517	\$74,300	\$32,406	\$65,900	\$66,900	-10%	-\$7,400
6421 - EMPLOYEE TRAINING/DEVELOPMENT	\$202	\$2,000	\$1,999	\$1,100	\$2,100	5%	\$100
6422 - PRFSL LICENSE/MEMBERSHIP/BOND	\$143	\$500	\$300	\$300	\$300	-40%	-\$200
6423 - EMPLOYEE ALLOWANCE/REIMBRSMNT	\$272	\$1,000	\$0	\$500	\$900	-10%	-\$100
6441 - RENTAL EXPENSE	\$6,867	\$5,500	\$1,537	\$8,500	\$8,500	54.5%	\$3,000
6443 - LEASE EXPENSE	\$528	\$1,200	\$0	\$600	\$1,200	0%	\$0
6450 - INSURANCE EXPENSE	\$2,100	\$0	\$0	\$0	\$0	0%	\$0
6451 - WORKERS COMPENSATION	\$4,200	\$0	\$0	\$0	\$0	0%	\$0
6452 - LICENSE & PERMITS	\$1,656	\$1,700	\$1,532	\$1,600	\$2,100	23.5%	\$400
6454 - TELEPHONE / INTERNET SERVC	\$790	\$700	\$158	\$800	\$800	14.3%	\$100
6455 - UTILITY EXPENSE	\$6,344	\$0	\$0	\$0	\$0	0%	\$0
6520 - OFFICE SUPPLIES	\$991	\$2,300	\$1,298	\$2,100	\$2,200	-4.3%	-\$100
6522 - CONCESSIONS	\$35,443	\$40,000	\$19,524	\$38,500	\$38,500	-3.7%	-\$1,500
6529 - NON-INV - SUPPLIES	\$82,509	\$75,200	\$35,609	\$59,300	\$74,000	-1.6%	-\$1,200
6539 - NON INVENTORY REPAIR PARTS	\$3,815	\$9,800	\$0	\$5,500	\$4,000	-59.2%	-\$5,800
6541 - EAM INV EXP - MATERIALS 1524	\$0	\$3,000	\$0	\$2,000	\$2,000	-33.3%	-\$1,000

Name	FY2023 YTD Actual	FY2024 Budget: Amended	FY2024 YTD Actual	FY2024 Projected	FY2025 Budgeted	FY2024 Budget: Amended vs. FY2025 Budgeted (% Change)	FY2024 Budget: Amended vs. FY2025 Budgeted (\$ Change)
6550 - MINOR EQUIPMENT	\$5,700	\$4,800	\$2,822	\$4,300	\$10,500	118.8%	\$5,700
Total Operating:	\$220,866	\$241,200	\$107,516	\$211,200	\$232,000	-3.8%	-\$9,200
Capital Outlay							
7204 - MACHINERY & EQUIPMENT	\$7,229	\$0	-\$513	\$0	\$0	0%	\$0
7214 - BUILDINGS & BUILDING IMPRVMTS	\$0	\$6,800	\$0	\$0	\$0	-100%	-\$6,800
Total Capital Outlay:	\$7,229	\$6,800	-\$513	\$0	\$0	-100%	-\$6,800
Total Expense Objects:	\$639,840	\$381,456	\$144,433	\$307,275	\$348,137	-8.7%	-\$33,319



Leach Amphitheater 0256-0610

Department: Parks Department
Fund Type: Special Revenue,
Non-Major Fund
Contact Person: Chad Dallman,
Assistance Parks Director

Mission Statement

The City of Oshkosh seeks to provide a park and recreation system that will meet the needs of our current residents and future generations, preserve and protect the City's open space, water, historical and natural resources, and provide a park and recreation program that is designed to enhance the City's quality of life.

Strategic Plan Goals

- *Strengthen our neighborhoods
- *Enhance our quality of life services and assets
- *Improve and maintain our infrastructure

2024 Accomplishments

- *Updated and expanded the security camera system at the facility.
- *Completed the painting of facility doors.
- *Live at the Leach Tuesday night concerts attendance increased.
- *Replaced one grill in the east concession stand.

2025 Goals

- *Increase partnerships to expand programs and events at the facility.
- *Add an additional Tuesday night concert event.
- *Purchase replacement grill and beverage coolers for concession stands.

Personnel Positions

LEACH AMPHITHEATER 0256-0610			
PERSONNEL POSITIONS			
Position Title	Current Budgeted Employees	Current Actual Employees	2025 Proposed Employees
Activities Coordinator	0.27	0.00	0.00
Regular Pay - Temp Employee	Varies	Varies	Varies
TOTAL PERSONNEL	0.27	Varies	Varies

Revenues by Source

Name	FY2023 YTD Actual	FY2024 Budget: Amended	FY2024 YTD Actual	FY2024 Projected	FY2025 Budgeted	FY2024 Budget: Amended vs. FY2025 Budgeted (% Change)	FY2024 Budget: Amended vs. FY2025 Budgeted (\$ Change)
Revenue Source							
Taxes and Special Assessments							
4102 - GENERAL PROPERTY TAX-CITY	\$23,000	\$23,000	\$23,000	\$23,000	\$23,000	0%	\$0
Total Taxes and Special Assessments:	\$23,000	\$23,000	\$23,000	\$23,000	\$23,000	0%	\$0
Charges for Services							
4572 - PARK FACILITY RENTALS	\$21,500	\$20,000	\$1,929	\$20,800	\$20,000	0%	\$0
4577 - CONCESSIONS	\$15,592	\$15,000	\$9,034	\$24,000	\$25,000	66.7%	\$10,000
Total Charges for Services:	\$37,092	\$35,000	\$10,962	\$44,800	\$45,000	28.6%	\$10,000
Miscellaneous Income							
4908 - INTEREST-OTHER INVESTMENTS	\$3,011	\$0	\$0	\$2,500	\$1,500	N/A	\$1,500
4950 - SPONSORSHIP	\$15,250	\$18,000	\$5,000	\$5,000	\$15,000	-16.7%	-\$3,000
4952 - GIFTS & DONATIONS	\$13,512	\$2,500	\$440	\$4,200	\$5,000	100%	\$2,500
4972 - MISCELLANEOUS REVENUE	\$3,661	\$0	\$0	\$200	\$0	0%	\$0
Total Miscellaneous Income:	\$35,435	\$20,500	\$5,440	\$11,900	\$21,500	4.9%	\$1,000
Transfers							
5299 - TSF FROM OTHER FUNDS	\$20,000	\$25,000	\$0	\$25,000	\$25,000	0%	\$0
Total Transfers:	\$20,000	\$25,000	\$0	\$25,000	\$25,000	0%	\$0
Total Revenue Source:	\$115,527	\$103,500	\$39,402	\$104,700	\$114,500	10.6%	\$11,000

Expenditures by Expense Type

Name	FY2023 YTD Actual	FY2024 Budget: Amended	FY2024 YTD Actual	FY2024 Projected	FY2025 Budgeted	FY2024 Budget: Amended vs. FY2025 Budgeted (% Change)	FY2024 Budget: Amended vs. FY2025 Budgeted (\$ Change)
Expense Objects							
Personnel Services							
6102 - REGULAR PAY	\$5,535	\$13,182	\$0	\$0	\$0	-100%	-\$13,182
6103 - REGULAR PAY - TEMP EMPLOYEE	\$326	\$4,100	\$1,283	\$5,000	\$5,000	22%	\$900
6104 - OVERTIME PAY	\$0	\$0	\$223	\$0	\$0	0%	\$0
6302 - FICA - EMPLOYERS SHARE	\$449	\$1,334	\$115	\$278	\$383	-71.3%	-\$951
6304 - WISCONSIN RETIREMENT FUND	\$376	\$920	\$0	\$0	\$0	-100%	-\$920
6310 - LIFE INSURANCE	\$4	\$35	\$0	\$0	\$0	-100%	-\$35
Total Personnel Services:	\$6,689	\$19,571	\$1,621	\$5,278	\$5,383	-72.5%	-\$14,188
Operating							
6411 - ADVERTISING/POSTAGE/PRINTING	\$3,499	\$3,500	\$316	\$3,500	\$3,500	0%	\$0
6415 - SUBSCRIPTION/LICENSING CNTRCTS	\$350	\$400	\$258	\$500	\$500	25%	\$100
6416 - PREVENTATIVE MNTC CONTRACTS	\$2,152	\$2,200	\$1,424	\$2,200	\$2,200	0%	\$0
6417 - 3RD PARTY CONTRACTED SERVICE	\$22,434	\$25,000	\$7,574	\$28,000	\$35,000	40%	\$10,000
6422 - PRFSL LICENSE/MEMBERSHIP/BOND	\$13	\$200	\$0	\$0	\$200	0%	\$0
6423 - EMPLOYEE ALLOWANCE/REIMBRSMNT	\$132	\$200	\$0	\$100	\$200	0%	\$0
6441 - RENTAL EXPENSE	\$3,002	\$2,500	\$2,860	\$6,300	\$5,000	100%	\$2,500
6452 - LICENSE & PERMITS	\$0	\$100	\$60	\$100	\$100	0%	\$0
6454 - TELEPHONE / INTERNET SERVC	\$2,901	\$2,600	\$1,173	\$2,400	\$2,600	0%	\$0
6455 - UTILITY EXPENSE	\$20,483	\$21,600	\$4,868	\$22,000	\$24,000	11.1%	\$2,400
6520 - OFFICE SUPPLIES	\$0	\$200	\$0	\$200	\$200	0%	\$0
6522 - CONCESSIONS	\$3,935	\$9,000	\$2,134	\$10,000	\$10,000	11.1%	\$1,000
6529 - NON-INV - SUPPLIES	\$9,886	\$10,000	\$2,565	\$11,000	\$12,000	20%	\$2,000
6539 - NON INVENTORY REPAIR PARTS	\$377	\$2,000	\$0	\$9,500	\$500	-75%	-\$1,500
6550 - MINOR EQUIPMENT	\$14,773	\$2,400	\$1,595	\$1,600	\$10,000	316.7%	\$7,600
Total Operating:	\$83,937	\$81,900	\$24,826	\$97,400	\$106,000	29.4%	\$24,100
Total Expense Objects:	\$90,626	\$101,471	\$26,447	\$102,678	\$111,383	9.8%	\$9,912



Public Works Special Fund 0257-0410

Department: Public Works Department
Fund Type: Special Revenue,
Non-Major Fund
Contact Person: James Rabe,
Director of Public Works

Mission Statement

Manage Right-of-Way permitting and assisting property owners in replacing private side lead water services.

Strategic Plan Goals

- *Improve and maintain our infrastructure
- *Strengthen our neighborhoods
- *Support economic development

2024 Accomplishments

- *218 ROW permits issued through 8/1/2024.
- *Assisted property owners with getting private side lead services replaced.

2025 Goals

- *Continue implementing process improvements with ROW permitting program.
- *Continue Lead Service Line Replacement Program to assist property owners in replacing lead services.

Personnel Positions

PUBLIC WORKS SPECIAL REVENUE FUND 0257-0410

PERSONNEL POSITIONS

Position Title	Current Budgeted Employees	Current Actual Employees	2025 Proposed Employees
Civil Engineer Tech Program Coordinator	1.00	1.00	0.00
TOTAL PERSONNEL	1.00	0.00	0.00

Revenues by Source

Name	FY2023 YTD Actual	FY2024 Budget: Amended	FY2024 YTD Actual	FY2024 Projected	FY2025 Budgeted	FY2024 Budget: Amended vs. FY2025 Budgeted (% Change)	FY2024 Budget: Amended vs. FY2025 Budgeted (\$ Change)
Revenue Source							
Intergovernmental							
4236 - STATE AID-OTHER	\$322,452	\$500,000	\$0	\$548,000	\$750,000	50%	\$250,000
Total Intergovernmental:	\$322,452	\$500,000	\$0	\$548,000	\$750,000	50%	\$250,000
Licenses and Permits							
4379 - ENGINEERING PERMIT	\$60,291	\$130,000	\$45,400	\$130,000	\$130,000	0%	\$0
Total Licenses and Permits:	\$60,291	\$130,000	\$45,400	\$130,000	\$130,000	0%	\$0
Miscellaneous Income							
4908 - INTEREST-OTHER INVESTMENTS	-\$2,513	\$0	\$0	\$0	\$0	0%	\$0
Total Miscellaneous Income:	-\$2,513	\$0	\$0	\$0	\$0	0%	\$0
Total Revenue Source:	\$380,230	\$630,000	\$45,400	\$678,000	\$880,000	39.7%	\$250,000

Expenditures by Expense Type

Name	FY2023 YTD Actual	FY2024 Budget: Amended	FY2024 YTD Actual	FY2024 Projected	FY2025 Budgeted	FY2024 Budget: Amended vs. FY2025 Budgeted (% Change)	FY2024 Budget: Amended vs. FY2025 Budgeted (\$ Change)
Expense Objects							
Personnel Services							
6102 - REGULAR PAY	\$79,287	\$81,239	\$37,615	\$81,016	\$0	-100%	-\$81,239
6104 - OVERTIME PAY	\$4,063	\$0	\$0	\$0	\$0	0%	\$0
6249 - MISCELLANEOUS PAY	\$0	\$1,191	\$0	\$1,146	\$1,196	0.4%	\$5
6302 - FICA - EMPLOYERS SHARE	\$6,112	\$6,228	\$2,756	\$6,065	\$0	-100%	-\$6,228
6304 - WISCONSIN RETIREMENT FUND	\$5,671	\$5,623	\$2,595	\$5,590	\$0	-100%	-\$5,623
6306 - HEALTH INSURANCE	\$25,294	\$25,966	\$11,905	\$25,580	\$0	-100%	-\$25,966
6310 - LIFE INSURANCE	\$198	\$204	\$121	\$228	\$0	-100%	-\$204
Total Personnel Services:	\$120,625	\$120,451	\$54,993	\$119,624	\$1,196	-99%	-\$119,255
Operating							
6404 - PS - MISC CONSULTING / STUDIES	\$219,039	\$500,000	\$0	\$548,000	\$750,000	50%	\$250,000
6415 - SUBSCRIPTION/LICENSING CNTRCTS	\$4,402	\$5,000	\$5,124	\$5,200	\$5,300	6%	\$300
6416 - PREVENTATIVE MNTC CONTRACTS	\$40	-\$40	\$0	\$100	\$100	-350.9%	\$140
6421 - EMPLOYEE TRAINING/DEVELOPMENT	\$124	\$500	\$200	\$400	\$400	-20%	-\$100
6422 - PRFSL LICENSE/MEMERSHIP/BOND	\$90	\$0	\$90	\$100	\$100	N/A	\$100
6423 - EMPLOYEE ALLOWANCE/REIMBRSMNT	\$280	\$500	\$0	\$400	\$400	-20%	-\$100
6454 - TELEPHONE / INTERNET SERVC	\$545	\$600	\$227	\$600	\$600	0%	\$0
6529 - NON-INV - SUPPLIES	\$0	\$200	\$0	\$200	\$200	0%	\$0
6550 - MINOR EQUIPMENT	\$0	\$500	\$0	\$300	\$300	-40%	-\$200
Total Operating:	\$224,520	\$507,260	\$5,642	\$555,300	\$757,400	49.3%	\$250,140
Total Expense Objects:	\$345,145	\$627,711	\$60,634	\$674,924	\$758,596	20.9%	\$130,885



Pollock Water Park Fund 0259-0610

Department: Parks Department
Fund Type: Special Revenue,
Non-Major Fund
Contact Person: Chad Dallman,
Assistant Director of Parks

Mission Statement

The City of Oshkosh seeks to provide a park and recreation system that will meet the needs of our current residents and future generations, preserve and protect the City's open space, water, historical and natural resources, and provide a park recreation program that is designed to enhance the City's quality of life.

Strategic Plan Goals

- *Strengthen our neighborhoods
- *Enhance our quality of life services and assets
- *Improve and maintain our infrastructure

2024 Accomplishments

- *Added additional morning yoga programs through a partnership with a local yoga studio.
- *Offered swim lessons in partnership with the Oshkosh Recreation Department.
- *Offered 6 special events sponsored by Winnebago Community Credit Union.
- *Offered exercise programs in partnership with the Oshkosh Seniors Center.

2025 Goals

- *Expand exercise programs in partnership with the Oshkosh Seniors Center.
- *Complete replastering of the leisure pool and zero depth areas.
- *Replace deck furniture.

Personnel Positions

POLLOCK WATER PARK FUND 0259-0610

PERSONNEL POSITIONS

Position Title	Current Budgeted Employees	Current Actual Employees	2025 Proposed Employees
Regular Pay - Temp Employee	Varies	Varies	Varies
TOTAL PERSONNEL	Varies	Varies	Varies

Revenues by Source

Name	FY2023 YTD Actual	FY2024 Budget: Amended	FY2024 YTD Actual	FY2024 Projected	FY2025 Budgeted	FY2024 Budget: Amended vs. FY2025 Budgeted (% Change)	FY2024 Budget: Amended vs. FY2025 Budgeted (\$ Change)
Revenue Source							
Taxes and Special Assessments							
4102 - GENERAL PROPERTY TAX-CITY	\$64,000	\$100,000	\$100,000	\$100,000	\$260,000	160%	\$160,000
Total Taxes and Special Assessments:	\$64,000	\$100,000	\$100,000	\$100,000	\$260,000	160%	\$160,000
Charges for Services							
4571 - PARK FACILITY FEES	\$714	\$300	\$0	\$1,200	\$300	0%	\$0
4576 - OTHER REC CHARGES	\$1,040	\$100	\$0	\$250	\$300	200%	\$200
4577 - CONCESSIONS	\$91,725	\$80,000	\$15,597	\$80,300	\$92,000	15%	\$12,000
Total Charges for Services:	\$93,479	\$80,400	\$15,597	\$81,750	\$92,600	15.2%	\$12,200
Miscellaneous Income							
4908 - INTEREST-OTHER INVESTMENTS	\$6,852	\$0	\$0	\$5,500	\$4,000	N/A	\$4,000
4949 - ADMISSIONS REVENUE	\$175,862	\$163,000	\$40,633	\$150,000	\$180,000	10.4%	\$17,000
4950 - SPONSORSHIP	\$5,000	\$7,000	\$5,000	\$5,000	\$7,000	0%	\$0
4952 - GIFTS & DONATIONS	\$64,401	\$500,000	\$36	\$360,000	\$10,500	-97.9%	-\$489,500
4972 - MISCELLANEOUS REVENUE	\$41,459	\$42,000	\$774	\$259,200	\$42,000	0%	\$0
Total Miscellaneous Income:	\$293,573	\$712,000	\$46,443	\$779,700	\$243,500	-65.8%	-\$468,500
Total Revenue Source:	\$451,052	\$892,400	\$162,040	\$961,450	\$596,100	-33.2%	-\$296,300

Expenditures by Expense Type

Name	FY2023 YTD Actual	FY2024 Budget: Amended	FY2024 YTD Actual	FY2024 Projected	FY2025 Budgeted	FY2024 Budget: Amended vs. FY2025 Budgeted (% Change)	FY2024 Budget: Amended vs. FY2025 Budgeted (\$ Change)
Expense Objects							
Personnel Services							
6102 - REGULAR PAY	\$0	\$2,727	\$0	\$0	\$0	-100%	-\$2,727
6103 - REGULAR PAY - TEMP EMPLOYEE	\$78,575	\$73,800	\$13,854	\$74,000	\$80,012	8.4%	\$6,212
6104 - OVERTIME PAY	\$276	\$0	\$495	\$500	\$522	N/A	\$522
6302 - FICA - EMPLOYERS SHARE	\$6,032	\$5,891	\$1,098	\$4,033	\$6,161	4.6%	\$270
6304 - WISCONSIN RETIREMENT FUND	\$9	\$221	\$0	\$0	\$0	-100%	-\$221
6308 - DENTAL	\$0	\$49	\$0	\$0	\$0	-100%	-\$49
6310 - LIFE INSURANCE	\$0	\$7	\$0	\$0	\$0	-100%	-\$7
Total Personnel Services:	\$84,892	\$82,695	\$15,446	\$78,533	\$86,695	4.8%	\$4,000
Operating							
6411 - ADVERTISING/POSTAGE/PRINTING	\$1,384	\$1,600	\$4	\$400	\$1,600	0%	\$0
6412 - CONTRACTUAL AGREEMENT PYMNTS	\$8,144	\$8,000	\$0	\$8,000	\$9,500	18.8%	\$1,500
6413 - CONTRACTUAL EMPLOYMENT	\$174,630	\$155,000	\$0	\$200,000	\$210,000	35.5%	\$55,000
6415 - SUBSCRIPTION/LICENSING CNTRCTS	\$10,166	\$9,500	\$9,376	\$10,700	\$10,200	7.4%	\$700
6416 - PREVENTATIVE MNTC CONTRACTS	\$1,364	\$1,800	\$0	\$1,500	\$1,500	-16.7%	-\$300
6417 - 3RD PARTY CONTRACTED SERVICE	\$27,848	\$20,000	\$11,867	\$28,000	\$30,000	50%	\$10,000
6418 - UNIFORM LAUNDRY/RUGS/CLEANING	\$7,075	\$9,900	\$0	\$0	\$0	-100%	-\$9,900
6421 - EMPLOYEE TRAINING/DEVELOPMENT	\$1,987	\$2,000	\$452	\$2,000	\$2,000	0%	\$0
6422 - PRFSL LICENSE/MEMERSHIP/BOND	\$0	\$200	\$0	\$0	\$0	-100%	-\$200
6423 - EMPLOYEE ALLOWANCE/REIMBRSMNT	\$90	\$200	\$0	\$0	\$0	-100%	-\$200
6441 - RENTAL EXPENSE	\$1,793	\$600	\$0	\$0	\$0	-100%	-\$600
6450 - INSURANCE EXPENSE	\$8,200	\$9,700	\$5,400	\$9,800	\$9,600	-1%	-\$100
6451 - WORKERS COMPENSATION	\$2,000	\$1,900	\$1,900	\$1,900	\$2,000	5.3%	\$100
6452 - LICENSE & PERMITS	\$1,549	\$1,600	\$1,713	\$1,800	\$1,800	12.5%	\$200
6454 - TELEPHONE / INTERNET SERVC	\$1,159	\$2,000	\$169	\$500	\$500	-75%	-\$1,500
6455 - UTILITY EXPENSE	\$70,269	\$78,000	\$28,589	\$78,000	\$88,000	12.8%	\$10,000
6465 - BANK FEES	\$0	\$5,000	\$0	\$0	\$0	-100%	-\$5,000
6520 - OFFICE SUPPLIES	\$944	\$1,500	\$392	\$600	\$1,000	-33.3%	-\$500
6522 - CONCESSIONS	\$49,016	\$52,000	\$17,491	\$65,000	\$65,000	25%	\$13,000
6529 - NON-INV - SUPPLIES	\$37,665	\$30,000	\$27,405	\$40,300	\$38,000	26.7%	\$8,000
6539 - NON INVENTORY REPAIR PARTS	\$3,133	\$7,000	-\$104	\$300	\$3,300	-52.9%	-\$3,700

Name	FY2023 YTD Actual	FY2024 Budget: Amended	FY2024 YTD Actual	FY2024 Projected	FY2025 Budgeted	FY2024 Budget: Amended vs. FY2025 Budgeted (% Change)	FY2024 Budget: Amended vs. FY2025 Budgeted (\$ Change)
6550 - MINOR EQUIPMENT	\$4,148	\$31,200	\$4,768	\$4,800	\$38,500	23.4%	\$7,300
Total Operating:	\$412,565	\$428,700	\$109,422	\$453,600	\$512,500	19.5%	\$83,800
Capital Outlay							
7214 - BUILDINGS & BUILDING IMPRVMTS	\$96,933	\$870,000	\$201,212	\$402,500	\$0	-100%	-\$870,000
Total Capital Outlay:	\$96,933	\$870,000	\$201,212	\$402,500	\$0	-100%	-\$870,000
Total Expense Objects:	\$594,390	\$1,381,395	\$326,079	\$934,633	\$599,195	-56.6%	-\$782,200



Neighborhood Improvement Loan Program 0301-0740

Department: Community Development Department
Fund Type: Special Revenue,
Non-Major Fund
Contact Person: Kelly Nieforth,
Director of Community Development

Mission Statement

Expend federal Housing and Urban Development (HUD) Department HOME funds for low-income housing in the City.

Strategic Plan Goals

*Develop infrastructure and resources needed to support housing and workforce development

2024 Accomplishments

*Allocated funds to The Corridor, a project by Commonwealth.

2025 Goals

*Apply funds to complete The Corridor, a low-income housing project by Commonwealth

Expenditures by Expense Type

Name	FY2023 YTD Actual	FY2024 Budget: Amended	FY2024 YTD Actual	FY2024 Projected	FY2025 Budgeted	FY2024 Budget: Amended vs. FY2025 Budgeted (% Change)	FY2024 Budget: Amended vs. FY2025 Budgeted (\$ Change)
Expense Objects							
Operating							
6401 - PS - ENGINEER/SURVEY/APPRAISAL	\$0	\$218,100	\$0	\$0	\$218,100	0%	\$0
Total Operating:	\$0	\$218,100	\$0	\$0	\$218,100	0%	\$0
Total Expense Objects:	\$0	\$218,100	\$0	\$0	\$218,100	0%	\$0



Healthy Neighborhood Initiative 0302-0740

Department: Community Development Department
Fund Type: Special Revenue,
Non-Major Fund
Contact Person: Kelly Nieforth,
Director of Community Development

Mission Statement

Strengthen neighborhoods throughout the community for the benefit of all residents and income levels by concentrating resource delivery into program neighborhoods to achieve revitalization and improvement. Funds expended through this program will be done in association with adopted neighborhood plans or to support Healthy Neighborhoods in Oshkosh.

Strategic Plan Goals

- *Enhance and promote a culture of the neighborhood
- *Leverage city resources and incentives to encourage private investment in neighborhoods
- *Develop infrastructure and resources needed to support housing and workforce development

2024 Accomplishments

- *Began process improvement for the HNI housing programs
- *Partnered with Habitat for Humanity and GO-HNI to bring "Rock the Block" to Stevens Park.
- *Creation of Sawyer Creek and Quarry Park Neighborhood Associations.

2025 Goals

- *Continue to administer the Great Neighborhoods program.
- *Continue to provide technical assistance to GO-HNI to support the creation and maintenance of neighborhood associations.
- *Continue partnership with Habitat for Humanity and GO-HNI for the "Rock the Block" event.
- *Continue developing neighborhood planning documents.

Personnel Positions

HEALTHY NEIGHBORHOOD INITIATIVES 0302-0740

PERSONNEL POSITIONS

Position Title	Current Budgeted Employees	Current Actual Employees	2025 Proposed Employees
Marketing & Fund Dev Coordinator	0.21	0.21	0.21
Associate Planner	0.00	0.15	0.15
Assistant Planner	0.00	0.15	0.15
TOTAL PERSONNEL	0.21	0.51	0.51

Revenues by Source

Name	FY2023 YTD Actual	FY2024 Budget: Amended	FY2024 YTD Actual	FY2024 Projected	FY2025 Budgeted	FY2024 Budget: Amended vs. FY2025 Budgeted (% Change)	FY2024 Budget: Amended vs. FY2025 Budgeted (\$ Change)
Revenue Source							
Miscellaneous Income							
4908 - INTEREST-OTHER INVESTMENTS	\$91,691	\$0	\$0	\$0	\$0	0%	\$0
4956 - DEFERRED LOAN REIMB	\$117,890	\$60,000	\$88,540	\$120,000	\$85,000	41.7%	\$25,000
Total Miscellaneous Income:	\$209,581	\$60,000	\$88,540	\$120,000	\$85,000	41.7%	\$25,000
Transfers							
5299 - TSF FROM OTHER FUNDS	\$4,859	\$0	\$0	\$0	\$0	0%	\$0
Total Transfers:	\$4,859	\$0	\$0	\$0	\$0	0%	\$0
Total Revenue Source:	\$214,440	\$60,000	\$88,540	\$120,000	\$85,000	41.7%	\$25,000

Expenditures by Expense Type

Name	FY2023 YTD Actual	FY2024 Budget: Amended	FY2024 YTD Actual	FY2024 Projected	FY2025 Budgeted	FY2024 Budget: Amended vs. FY2025 Budgeted (% Change)	FY2024 Budget: Amended vs. FY2025 Budgeted (\$ Change)
Expense Objects							
Personnel Services							
6102 - REGULAR PAY	\$13,541	\$28,295	\$6,557	\$33,840	\$34,764	22.9%	\$6,469
6249 - MISCELLANEOUS PAY	\$0	\$6	\$0	\$236	\$284	4,633.3%	\$278
6302 - FICA - EMPLOYERS SHARE	\$963	\$1,127	\$463	\$2,546	\$2,661	136.1%	\$1,534
6304 - WISCONSIN RETIREMENT FUND	\$921	\$1,018	\$452	\$2,325	\$2,418	137.5%	\$1,400
6306 - HEALTH INSURANCE	\$4,188	\$4,299	\$1,971	\$4,300	\$4,301	0%	\$2
6308 - DENTAL	\$150	\$149	\$69	\$149	\$153	2.7%	\$4
6310 - LIFE INSURANCE	\$85	\$38	\$47	\$90	\$95	150%	\$57
Total Personnel Services:	\$19,847	\$34,932	\$9,559	\$43,487	\$44,676	27.9%	\$9,744
Operating							
6401 - PS - ENGINEER/SURVEY/APPRaisal	\$15,210	\$0	\$0	\$0	\$0	0%	\$0
6412 - CONTRACTUAL AGREEMENT PYMNTS	\$816,547	\$641,000	\$143,347	\$577,500	\$580,000	-9.5%	-\$61,000
6415 - SUBSCRIPTION/LICENSING CNTRCTS	\$223	\$0	\$211	\$0	\$3,400	N/A	\$3,400
6431 - ADMIN / ENGINEERING FEE	\$0	\$22,757	\$0	\$22,757	\$0	-100%	-\$22,757
Total Operating:	\$831,980	\$663,757	\$143,558	\$600,257	\$583,400	-12.1%	-\$80,357
Total Expense Objects:	\$851,827	\$698,689	\$153,117	\$643,744	\$628,076	-10.1%	-\$70,613



Community Development Block Grant 0303-0740

Department: Community Development Department
Fund Type: Special Revenue,
Non-Major Fund
Contact Person: Kelly Nieforth,
Director of Community Development

Mission Statement

Community Development Block Grant (CDBG) funds are used to assist low to moderate income residents by improving housing conditions and neighborhoods, providing social services, and eliminating blight. The CDBG program is funded with federal dollars based on an appropriation approved by Congress. The funds are used to assist income eligible home buyers with down payment assistance, housing rehabilitation loans, property acquisition, and demolition for redevelopment sites. CDBG public service dollars are coordinated with United Way and Oshkosh Area Community Foundation to fund social service agencies that provide services to low and moderate income households.

Strategic Plan Goals

- *Collaborate with community partners to reduce housing instabilities
- *Develop infrastructure and resources needed to support housing and workforce

2024 Accomplishments

- *Provided funding resources for affordable housing to target populations.
- *Eliminated slum and blight conditions in designated areas.
- *Provided funding for workforce housing subdivisions.

2025 Goals

- *Continue to provide funding resources for affordable housing to target populations.
- *Continue to eliminate slum and blight conditions in designated areas.
- *Continue to support workforce housing.

Revenues by Source

Name	FY2023 YTD Actual	FY2024 Budget: Amended	FY2024 YTD Actual	FY2024 Projected	FY2025 Budgeted	FY2024 Budget: Amended vs. FY2025 Budgeted (% Change)	FY2024 Budget: Amended vs. FY2025 Budgeted (\$ Change)
Revenue Source							
Intergovernmental							
4204 - FEDERAL AID-CDBG	\$1,043,938	\$807,095	\$699,132	\$807,095	\$801,434	-0.7%	-\$5,661
4263 - SUBRECIPIENT GRANT	\$210,270	\$0	\$0	\$0	\$0	0%	\$0
Total Intergovernmental:	\$1,254,208	\$807,095	\$699,132	\$807,095	\$801,434	-0.7%	-\$5,661
Miscellaneous Income							
4908 - INTEREST-OTHER INVESTMENTS	-\$15,303	\$0	\$0	\$0	\$0	0%	\$0
4956 - DEFERRED LOAN REIMB	-\$102,426	\$0	\$0	\$0	\$0	0%	\$0
Total Miscellaneous Income:	-\$117,730	\$0	\$0	\$0	\$0	0%	\$0
Total Revenue Source:	\$1,136,479	\$807,095	\$699,132	\$807,095	\$801,434	-0.7%	-\$5,661

Expenditures by Expense Type

Name	FY2023 YTD Actual	FY2024 Budget: Amended	FY2024 YTD Actual	FY2024 Projected	FY2025 Budgeted	FY2024 Budget: Amended vs. FY2025 Budgeted (% Change)	FY2024 Budget: Amended vs. FY2025 Budgeted (\$ Change)
Expense Objects							
Operating							
6411 - ADVERTISING/POSTAGE/PRINTING	\$0	\$2,500	\$0	\$0	\$0	-100%	-\$2,500
6412 - CONTRACTUAL AGREEMENT PYMNTS	\$596,744	\$1,826,784	\$610,250	\$251,791	\$671,434	-63.2%	-\$1,155,350
6415 - SUBSCRIPTION/LICENSING CNTRCTS	\$0	\$0	\$0	\$0	\$7,600	N/A	\$7,600
6417 - 3RD PARTY CONTRACTED SERVICE	\$7,463	\$14,496	\$3,595	\$21,959	\$0	-100%	-\$14,496
6421 - EMPLOYEE TRAINING/DEVELOPMENT	\$0	\$202,900	\$0	\$0	\$0	-100%	-\$202,900
6431 - ADMIN / ENGINEERING FEE	\$142,704	\$238,492	\$116	\$130,000	\$122,400	-48.7%	-\$116,092
7470 - TSF TO OTHER	\$297,028	\$1,201,057	\$85,172	\$0	\$0	-100%	-\$1,201,057
Total Operating:	\$1,043,938	\$3,486,228	\$699,132	\$403,750	\$801,434	-77%	-\$2,684,794
Capital Outlay							
7208 - LAND & LAND IMPVMTS	\$0	\$250,000	\$0	\$0	\$0	-100%	-\$250,000
Total Capital Outlay:	\$0	\$250,000	\$0	\$0	\$0	-100%	-\$250,000
Total Expense Objects:	\$1,043,938	\$3,736,228	\$699,132	\$403,750	\$801,434	-78.5%	-\$2,934,794



Local GO EDC Revolving Loan Fund 0304-0740

Department: Community Development Department
Fund Type: Special Revenue,
Non-Major Fund
Contact Person: Kelly Nieforth,
Director of Community Development

Strategic Plan Goals

*Continue to support business retention and expansion, attraction, and entrepreneurship

2024 Accomplishments

*Overall \$1,000,000 of RLF funds have been loaned out to businesses.

2025 Goals

*Continue to gauge the effectiveness of the program and make changes to meet the market needs.

*Market the funding programs to businesses in the City.

Revenues by Source

Name	FY2023 YTD Actual	FY2024 Budget: Amended	FY2024 YTD Actual	FY2024 Projected	FY2025 Budgeted	FY2024 Budget: Amended vs. FY2025 Budgeted (% Change)	FY2024 Budget: Amended vs. FY2025 Budgeted (\$ Change)
Revenue Source							
Miscellaneous Income							
4908 - INTEREST-OTHER INVESTMENTS							
INTEREST-OTHER INVESTMENTS	\$26,002	\$0	\$0	\$0	\$0	0%	\$0
Total 4908 - INTEREST- OTHER INVESTMENTS:	\$26,002	\$0	\$0	\$0	\$0	0%	\$0
4956 - DEFERRED LOAN REIMB							
DEF LOAN REIMB - RLF	\$73,148	\$0	-\$211,099	\$211,099	\$100,000	N/A	\$100,000
DEFERRED LOAN REIMB	\$535	\$0	\$0	\$0	\$0	0%	\$0
DEFERRED LOAN REIMB	\$1,171	\$0	\$0	\$0	\$0	0%	\$0
DEFERRED LOAN REIMB	\$2,025	\$0	\$0	\$0	\$0	0%	\$0
DEFERRED LOAN REIMB - COVID	-\$94,979	\$0	\$0	\$27,000	\$0	0%	\$0
Total 4956 - DEFERRED LOAN REIMB:	-\$18,100	\$0	-\$211,099	\$238,099	\$100,000	N/A	\$100,000
Total Miscellaneous Income:	\$7,902	\$0	-\$211,099	\$238,099	\$100,000	N/A	\$100,000
Transfers							
5299 - TSF FROM OTHER FUNDS							
TSF FROM OTHER FUNDS	\$0	\$0	\$211,099	\$0	\$0	0%	\$0
Total 5299 - TSF FROM OTHER FUNDS:	\$0	\$0	\$211,099	\$0	\$0	0%	\$0
Total Transfers:	\$0	\$0	\$211,099	\$0	\$0	0%	\$0
Total Revenue Source:	\$7,902	\$0	\$0	\$238,099	\$100,000	N/A	\$100,000

Expenditures by Expense Type

Name	FY2023 YTD Actual	FY2024 Budget: Amended	FY2024 YTD Actual	FY2024 Projected	FY2025 Budgeted	FY2024 Budget: Amended vs. FY2025 Budgeted (% Change)	FY2024 Budget: Amended vs. FY2025 Budgeted (\$ Change)
Expense Objects							
Operating							
6412 - CONTRACTUAL AGREEMENT PYMNTS	\$38,000	\$450,000	\$0	\$450,000	\$400,000	-11.1%	-\$50,000
Total Operating:	\$38,000	\$450,000	\$0	\$450,000	\$400,000	-11.1%	-\$50,000
Total Expense Objects:	\$38,000	\$450,000	\$0	\$450,000	\$400,000	-11.1%	-\$50,000



Senior Center Fund 0307-0760

Department: Parks Department
Fund Type: Special Revenue,
Non-Major Fund
Contact Person: Dan Braun,
Senior Services Manager

Mission Statement

The purpose of this fund is for facility related expenses.

2024 Accomplishments

*Installed hearing loop in Oasis Room

2025 Goals

*No projects expected from this account in 2025.

Expenditures by Expense Type

Name	FY2023 YTD Actual	FY2024 Budget: Amended	FY2024 YTD Actual	FY2024 Projected	FY2025 Budgeted	FY2024 Budget: Amended vs. FY2025 Budgeted (% Change)	FY2024 Budget: Amended vs. FY2025 Budgeted (\$ Change)
Expense Objects							
Operating							
6529 - NON-INV - SUPPLIES	\$0	\$3,000	\$0	\$3,000	\$0	-100%	-\$3,000
Total Operating:	\$0	\$3,000	\$0	\$3,000	\$0	-100%	-\$3,000
Total Expense Objects:	\$0	\$3,000	\$0	\$3,000	\$0	-100%	-\$3,000



Mission Statement

This budget allows Facilities Maintenance to coordinate maintenance oversight of the Grand Opera House building, grounds, and facility needs.

Strategic Plan Goals

*Improve and maintain our infrastructure

*Improve our City facilities

*Implement the recommendations of the facility plans, including building security and ADA assessment recommendations

*Address critical facility issues and continue the transition to a centralized facility management

2024 Accomplishments

*Began working with the Grand Foundation staff on their proposed GOH Annex Renovation project. The proposed project will consist of the construction of an addition to include renovations/expansions of the dressing rooms, administration offices, enhanced ADA access, catering offices, and improved loading areas for the stage.

*The GOH Annex project is designed to enable the facility to operate more safely, more efficiently, and more successfully, and to further expand the services and activities. It will address some long-standing CIP facility projects including emergency generator replacement, exterior windows and door replacements, theater seat replacements, wallpaper, lobby restroom renovations, plumbing improvements and more.

2025 Goals

*Continue to address maintenance and repair issues per the City/Grand Foundation lease agreement.

*Continue to work on the GOH Annex Renovation project with the Grand Foundation staff.

Revenues by Source

Name	FY2023 YTD Actual	FY2024 Budget: Amended	FY2024 YTD Actual	FY2024 Projected	FY2025 Budgeted	FY2024 Budget: Amended vs. FY2025 Budgeted (% Change)	FY2024 Budget: Amended vs. FY2025 Budgeted (\$ Change)
Revenue Source							
Taxes and Special Assessments							
4102 - GENERAL PROPERTY TAX-CITY	\$0	\$36,900	\$0	\$36,900	\$170,000	360.7%	\$133,100
Total Taxes and Special Assessments:	\$0	\$36,900	\$0	\$36,900	\$170,000	360.7%	\$133,100
Miscellaneous Income							
4908 - INTEREST-OTHER INVESTMENTS	-\$3,815	\$0	\$0	\$0	\$0	0%	\$0
Total Miscellaneous Income:	-\$3,815	\$0	\$0	\$0	\$0	0%	\$0
Total Revenue Source:	-\$3,815	\$36,900	\$0	\$36,900	\$170,000	360.7%	\$133,100

Expenditures by Expense Type

Name	FY2023 YTD Actual	FY2024 Budget: Amended	FY2024 YTD Actual	FY2024 Projected	FY2025 Budgeted	FY2024 Budget: Amended vs. FY2025 Budgeted (% Change)	FY2024 Budget: Amended vs. FY2025 Budgeted (\$ Change)
Expense Objects							
Operating							
6416 - PREVENTATIVE MNTC CONTRACTS	\$9,966	\$11,031	\$3,760	\$10,600	\$11,000	-0.3%	-\$31
6417 - 3RD PARTY CONTRACTED SERVICE	\$10,929	\$18,285	\$11,264	\$13,000	\$10,000	-45.3%	-\$8,285
6450 - INSURANCE EXPENSE	\$12,600	\$14,800	\$9,875	\$14,000	\$13,400	-9.5%	-\$1,400
6452 - LICENSE & PERMITS	\$0	\$400	\$0	\$0	\$0	-100%	-\$400
6529 - NON-INV - SUPPLIES	\$510	\$1,700	\$85	\$500	\$1,500	-11.8%	-\$200
Total Operating:	\$34,005	\$46,216	\$24,984	\$38,100	\$35,900	-22.3%	-\$10,316
Capital Outlay							
7204 - MACHINERY & EQUIPMENT	\$1,400	\$0	\$0	\$0	\$0	0%	\$0
Total Capital Outlay:	\$1,400	\$0	\$0	\$0	\$0	0%	\$0
Total Expense Objects:	\$35,405	\$46,216	\$24,984	\$38,100	\$35,900	-22.3%	-\$10,316



Oshkosh Convention Center 0503-1040

Department: Administrative Services Department

Fund Type: Enterprise Fund,
Non-Major Fund

Category: Redevelopment
Contact Person: Jon Urben,
General Services Manager

Mission Statement

This fund is used to collect and distribute the Hotel/Motel Tax. In addition, this fund allows Facilities Maintenance to coordinate maintenance oversight of the Convention Center building and facilities. The Special Events Coordinator position expenses are paid from this fund.

Strategic Plan Goals

- *Improve and Maintain our Infrastructure

- *Improve our City Facilities-

- *Implement recommendations for facility plans, including building security and ADA assessment recommendations

- *Address critical facility issues and continue to transition to centralized facility management

2024 Accomplishments

- *Completed elevator modernization project

- *Worked with operator staff to implement security enhancements as recommended by the Police Department. Enhancements include new door signage, lighting improvements, and more.

- *Worked with operator staff to update the 2026 CIP request for "refresh" renovations/updates to the facility to include: new carpet, signage, furniture, paint/wall coverings, partition door systems, lighting, light control system, acoustical tiles, window treatments, A/V, restroom updates, kitchen upgrades, IT equipment, and more.

2025 Goals

- *Continue to address maintenance and repair issues per City/operator lease agreement.

Personnel Positions

OSHKOSH CONVENTION CENTER 0503-1040

PERSONNEL POSITIONS

Position Title	Current Budgeted Employees	Current Actual Employees	2025 Proposed Employees
Special Events Coordinator	1.00	1.00	1.00
TOTAL PERSONNEL	1.00	1.00	1.00

Revenues by Source

Name	FY2023 YTD Actual	FY2024 Budget: Amended	FY2024 YTD Actual	FY2024 Projected	FY2025 Budgeted	FY2024 Budget: Amended vs. FY2025 Budgeted (% Change)	FY2024 Budget: Amended vs. FY2025 Budgeted (\$ Change)
Revenue Source							
Miscellaneous Income							
4738 - SPEC EVENT APPLICATION FEE	\$2,165	\$2,100	\$1,330	\$2,000	\$2,100	0%	\$0
4783 - HOTEL/MOTEL TAX	\$2,530,104	\$2,425,000	\$622,588	\$1,950,000	\$2,425,000	0%	\$0
4792 - MISC SERVICE REVENUES	\$99,755	\$38,000	\$28,427	\$55,000	\$45,000	18.4%	\$7,000
4908 - INTEREST-OTHER INVESTMENTS	\$43,746	\$0	\$0	\$40,000	\$35,000	N/A	\$35,000
4972 - MISCELLANEOUS REVENUE	\$355	\$0	\$21,077	\$0	\$0	0%	\$0
Total Miscellaneous Income:	\$2,676,125	\$2,465,100	\$673,422	\$2,047,000	\$2,507,100	1.7%	\$42,000
Other Financing							
5351 - AMORTIZATION OF CDBG GRANTS	\$50,870	\$50,800	\$0	\$50,800	\$50,800	0%	\$0
Total Other Financing:	\$50,870	\$50,800	\$0	\$50,800	\$50,800	0%	\$0
Total Revenue Source:	\$2,726,995	\$2,515,900	\$673,422	\$2,097,800	\$2,557,900	1.7%	\$42,000

Expenditures by Expense Type

Name	FY2023 YTD Actual	FY2024 Budget: Amended	FY2024 YTD Actual	FY2024 Projected	FY2025 Budgeted	FY2024 Budget: Amended vs. FY2025 Budgeted (% Change)	FY2024 Budget: Amended vs. FY2025 Budgeted (\$ Change)
Expense Objects							
Personnel Services							
6102 - REGULAR PAY	\$67,748	\$71,366	\$32,814	\$70,967	\$74,119	3.9%	\$2,753
6249 - MISCELLANEOUS PAY	\$0	\$46	\$0	\$573	\$1,196	2,500%	\$1,150
6302 - FICA - EMPLOYERS SHARE	\$4,665	\$5,468	\$2,292	\$5,189	\$5,671	3.7%	\$203
6304 - WISCONSIN RETIREMENT FUND	\$4,609	\$4,937	\$2,264	\$4,897	\$5,152	4.4%	\$215
6306 - HEALTH INSURANCE	\$25,294	\$25,966	\$11,905	\$25,974	\$25,975	0%	\$9
6307 - HEALTH INSURANCE ADMIN FEE	\$0	\$0	\$0	\$0	\$1,030	N/A	\$1,030
6308 - DENTAL	\$1,365	\$1,365	\$626	\$1,365	\$1,395	2.2%	\$30
6310 - LIFE INSURANCE	\$99	\$186	\$57	\$151	\$196	5.4%	\$10
6360 - GASB 74 75 OPEB EXPENSE	\$1,790	\$0	\$0	\$0	\$0	0%	\$0
Total Personnel Services:	\$105,572	\$109,334	\$49,957	\$109,116	\$114,734	4.9%	\$5,400
Operating							
6412 - CONTRACTUAL AGREEMENT PYMNTS	\$1,715,216	\$1,659,000	\$501,961	\$1,322,000	\$1,659,000	0%	\$0
6413 - CONTRACTUAL EMPLOYMENT	\$40,000	\$40,000	\$40,000	\$40,000	\$40,000	0%	\$0
6415 - SUBSCRIPTION/LICENSING CNTRCTS	\$881	\$800	\$1,264	\$1,600	\$1,700	112.5%	\$900
6416 - PREVENTATIVE MNTC CONTRACTS	\$12,261	\$20,000	\$9,383	\$20,000	\$20,000	0%	\$0
6417 - 3RD PARTY CONTRACTED SERVICE	\$43,244	\$51,972	\$39,797	\$46,000	\$46,000	-11.5%	-\$5,972
6421 - EMPLOYEE TRAINING/DEVELOPMENT	\$2,539	\$3,200	\$405	\$1,000	\$3,200	0%	\$0
6422 - PRFSL LICENSE/MEMBERSHIP/BOND	\$941	\$900	\$869	\$900	\$1,200	33.3%	\$300
6433 - INTERFUND CHARGE BACKS	\$175	\$0	\$0	\$0	\$0	0%	\$0
6450 - INSURANCE EXPENSE	\$16,500	\$19,200	\$12,975	\$18,100	\$17,500	-8.9%	-\$1,700
6452 - LICENSE & PERMITS	\$50	\$0	\$20	\$50	\$0	0%	\$0
6454 - TELEPHONE / INTERNET SERVC	\$2,540	\$4,300	\$1,102	\$4,000	\$4,000	-7%	-\$300
6455 - UTILITY EXPENSE	\$11,702	\$13,100	\$5,972	\$14,000	\$19,600	49.6%	\$6,500
6520 - OFFICE SUPPLIES	\$422	\$1,100	\$459	\$1,100	\$1,100	0%	\$0
6529 - NON-INV - SUPPLIES	\$12,883	\$6,000	\$1,737	\$6,000	\$6,000	0%	\$0
6539 - NON INVENTORY REPAIR PARTS	\$1,415	\$0	\$0	\$0	\$0	0%	\$0
6550 - MINOR EQUIPMENT	\$3,671	\$3,000	\$1,359	\$3,000	\$900	-70%	-\$2,100
6612 - DEPRECIATION	\$186,653	\$165,000	\$0	\$190,000	\$200,000	21.2%	\$35,000

Name	FY2023 YTD Actual	FY2024 Budget: Amended	FY2024 YTD Actual	FY2024 Projected	FY2025 Budgeted	FY2024 Budget: Amended vs. FY2025 Budgeted (% Change)	FY2024 Budget: Amended vs. FY2025 Budgeted (\$ Change)
6702 - PRINCIPAL-BONDS	\$0	\$203,000	\$0	\$203,000	\$212,000	4.4%	\$9,000
6721 - INTEREST EXPENSE	\$50,653	\$40,000	\$39,145	\$39,150	\$30,000	-25%	-\$10,000
Total Operating:	\$2,101,745	\$2,230,572	\$656,448	\$1,909,900	\$2,262,200	1.4%	\$31,628
Capital Outlay							
7204 - MACHINERY & EQUIPMENT	\$0	\$35,828	\$0	\$0	\$0	-100%	-\$35,828
7214 - BUILDINGS & BUILDING IMPRVMTS	\$0	\$26,326	\$58,104	\$0	\$0	-100%	-\$26,326
Total Capital Outlay:	\$0	\$62,154	\$58,104	\$0	\$0	-100%	-\$62,154
Total Expense Objects:	\$2,207,317	\$2,402,060	\$764,509	\$2,019,016	\$2,376,934	-1%	-\$25,126



Convention Center Parking Ramp 0506-1040

Department: Administrative Services Department

Fund Type: Enterprise Fund,
Non-Major Fund

Category: Redevelopment
Contact Person: Jon Urben,
General Services Manager

Mission Statement

This budget is used to collect parking ramp fees to offset ramp utility costs, repairs, equipment replacement, and major maintenance projects. Facilities Maintenance coordinates oversight of this budget.

Strategic Plan Goals

- *Improve and Maintain our Infrastructure:
 - *Improve our City facilities
 - *Implement recommendations of the facility plans
 - *Includes building security and ADA assessment recommendations
- *Address critical facility issues and continue the transition to centralized facility management

2024 Accomplishments

- *Coordinated parking ramp repairs as identified by an engineering consultant WGI's 10-year maintenance plan. Ramp repairs included: The 2024 repairs and preservation bid specifications included concrete repairs consisting of topside and underside partial depth slab repairs, joint sealant replacement at construction joints, cove sealant replacement, new heavy-duty full system deck coating at construction joints and penetrating silane sealers to exposed roof level and plumbing repairs.
- *Worked with operator staff, IT and Electrical Division for the installation of security cameras within the ramp
- *Worked with operator staff and contractors to have ramp stairwells repainted.

2025 Goals

- *Continue to address maintenance and repair issues per City/operator lease agreement.
- *Review identified 2025 planned repairs/maintenance recommendations from engineering consultant WGI's 10-year maintenance plan.

Revenues by Source

Name	FY2023 YTD Actual	FY2024 Budget: Amended	FY2024 YTD Actual	FY2024 Projected	FY2025 Budgeted	FY2024 Budget: Amended vs. FY2025 Budgeted (% Change)	FY2024 Budget: Amended vs. FY2025 Budgeted (\$ Change)
Revenue Source							
Miscellaneous Income							
4792 - MISC SERVICE REVENUES	\$119,716	\$110,000	\$9,416	\$55,000	\$110,000	0%	\$0
4908 - INTEREST-OTHER INVESTMENTS	\$18,516	\$0	\$0	\$15,000	\$10,000	N/A	\$10,000
Total Miscellaneous Income:	\$138,233	\$110,000	\$9,416	\$70,000	\$120,000	9.1%	\$10,000
Total Revenue Source:	\$138,233	\$110,000	\$9,416	\$70,000	\$120,000	9.1%	\$10,000

Expenditures by Expense Type

Name	FY2023 YTD Actual	FY2024 Budget: Amended	FY2024 YTD Actual	FY2024 Projected	FY2025 Budgeted	FY2024 Budget: Amended vs. FY2025 Budgeted (% Change)	FY2024 Budget: Amended vs. FY2025 Budgeted (\$ Change)
Expense Objects							
Operating							
6412 - CONTRACTUAL AGREEMENT PYMNTS	\$0	\$0	\$0	\$0	\$3,000	N/A	\$3,000
6416 - PREVENTATIVE MNTC CONTRACTS	\$2,216	\$6,000	\$1,332	\$4,000	\$6,000	0%	\$0
6450 - INSURANCE EXPENSE	\$4,800	\$5,500	\$3,590	\$5,100	\$5,100	-7.3%	-\$400
6454 - TELEPHONE / INTERNET SERVC	\$200	\$300	\$100	\$300	\$300	0%	\$0
6455 - UTILITY EXPENSE	\$7,692	\$10,000	\$2,856	\$8,000	\$10,000	0%	\$0
6529 - NON-INV - SUPPLIES	\$352	\$200	\$337	\$350	\$400	100%	\$200
Total Operating:	\$15,259	\$22,000	\$8,215	\$17,750	\$24,800	12.7%	\$2,800
Capital Outlay							
7214 - BUILDINGS & BUILDING IMPRVMTS	\$58,532	\$346,762	\$6,645	\$160,000	\$75,000	-78.4%	-\$271,762
Total Capital Outlay:	\$58,532	\$346,762	\$6,645	\$160,000	\$75,000	-78.4%	-\$271,762
Total Expense Objects:	\$73,791	\$368,762	\$14,860	\$177,750	\$99,800	-72.9%	-\$268,962



Special Assessments Improvement Fund 0317-0410

Department: Finance Department
Fund Type: Capital Project Fund,
Major Fund
Contact Person: Julie Calmes,
Director of Finance

Personnel Positions

SPECIAL ASSESSMENTS IMPROVEMENT FUND 0317-0410			
PERSONNEL POSITIONS			
Position Title	Current Budgeted Employees	Current Actual Employees	2025 Proposed Employees
Financial Specialist	1.00	1.00	0.00
Facilities Project Coordinator	1.00	1.00	0.00
TOTAL PERSONNEL	2.00	2.00	0.00

Revenues by Source

Name	FY2023 YTD Actual	FY2024 Budget: Amended	FY2024 YTD Actual	FY2024 Projected	FY2025 Budgeted	FY2024 Budget: Amended vs. FY2025 Budgeted (% Change)	FY2024 Budget: Amended vs. FY2025 Budgeted (\$ Change)
Revenue Source							
Taxes and Special Assessments							
4157 - SPEC ASSESS PLUMBING BOND	\$873	\$2,500	\$0	\$2,500	\$2,500	0%	\$0
4158 - SPEC ASSESS SEWER BOND	\$357,904	\$324,800	\$189,053	\$324,800	\$324,800	0%	\$0
4159 - SPEC ASSESS SIDEWALK BOND	\$1,417,119	\$1,200,000	\$306,824	\$1,200,000	\$1,200,000	0%	\$0
4160 - SPEC ASSESS STORM SEWER BOND	\$121,282	\$120,000	\$85,577	\$120,000	\$120,000	0%	\$0
4161 - SPEC ASSESS STREET & OVRLY	\$2,119,442	\$1,737,000	\$797,395	\$1,737,000	\$1,737,000	0%	\$0
4162 - SPEC ASSESS WATER BOND	\$123,959	\$200,000	\$58,863	\$200,000	\$200,000	0%	\$0
4164 - SPEC ASSESSMENTS - APRON	\$59,388	\$35,000	\$19,916	\$35,000	\$35,000	0%	\$0
4165 - SPEC ASSESS RAZE & REMOVE	\$0	\$0	-\$780	\$0	\$0	0%	\$0
4166 - SPEC ASSESS- STREETSCAPE	\$13,329	\$11,000	\$6,298	\$11,000	\$11,000	0%	\$0
Total Taxes and Special Assessments:	\$4,213,297	\$3,630,300	\$1,463,146	\$3,630,300	\$3,630,300	0%	\$0
Total Revenue Source:	\$4,213,297	\$3,630,300	\$1,463,146	\$3,630,300	\$3,630,300	0%	\$0

Expenditures by Expense Type

Name	FY2023 YTD Actual	FY2024 Budget: Amended	FY2024 YTD Actual	FY2024 Projected	FY2025 Budgeted	FY2024 Budget: Amended vs. FY2025 Budgeted (% Change)	FY2024 Budget: Amended vs. FY2025 Budgeted (\$ Change)
Expense Objects							
Personnel Services							
6102 - REGULAR PAY	\$121,072	\$152,706	\$70,063	\$152,591	\$0	-100%	-\$152,706
6249 - MISCELLANEOUS PAY	\$0	\$1,191	\$0	\$1,146	\$1,196	0.4%	\$5
6302 - FICA - EMPLOYERS SHARE	\$8,958	\$11,733	\$5,070	\$11,354	\$0	-100%	-\$11,733
6304 - WISCONSIN RETIREMENT FUND	\$8,239	\$10,587	\$4,834	\$10,529	\$0	-100%	-\$10,587
6306 - HEALTH INSURANCE	\$27,459	\$36,296	\$16,641	\$36,307	\$0	-100%	-\$36,296
6308 - DENTAL	\$1,295	\$1,722	\$789	\$1,722	\$0	-100%	-\$1,722
6310 - LIFE INSURANCE	\$253	\$402	\$190	\$392	\$0	-100%	-\$402
Total Personnel Services:	\$167,276	\$214,637	\$97,588	\$214,042	\$1,196	-99.4%	-\$213,441
Operating							
6404 - PS - MISC CONSULTING / STUDIES	\$17,923	\$33,349	\$10	\$31,946	\$31,946	-4.2%	-\$1,403
6415 - SUBSCRIPTION/LICENSING CNTRCTS	\$75	\$0	\$280	\$0	\$0	0%	\$0
6454 - TELEPHONE / INTERNET SERVC	\$556	\$5,000	\$188	\$5,000	\$5,000	0%	\$0
6469 - UNCOLLECTIBLE ACCOUNTS	\$36,036	\$0	\$0	\$0	\$0	0%	\$0
6550 - MINOR EQUIPMENT	\$2,412	\$4,000	\$0	\$4,000	\$4,000	0%	\$0
6702 - PRINCIPAL-BONDS	\$865,000	\$595,000	\$235,000	\$595,000	\$595,000	0%	\$0
6705 - PRINCIPAL-NOTES	\$220,000	\$455,000	\$140,000	\$455,000	\$455,000	0%	\$0
6721 - INTEREST EXPENSE	\$248,625	\$215,000	\$109,588	\$215,000	\$215,000	0%	\$0
Total Operating:	\$1,390,627	\$1,307,349	\$485,065	\$1,305,946	\$1,305,946	-0.1%	-\$1,403
Total Expense Objects:	\$1,557,903	\$1,521,986	\$582,654	\$1,519,988	\$1,307,142	-14.1%	-\$214,844



Equipment Fund 0323-xxxx

Department: Finance Department
Fund Type: Capital Project Fund,
Non-Major Fund
Contact Person: Mark Rohloff,
City Manager

Mission Statement

The mission of the Equipment Fund is to be a funding source for some of the needed equipment purchases. In the past, the City has borrowed funds to pay for all of these needs. This has placed a higher burden on the City's debt load as well as increased the cost of the equipment due to the financing costs. The reason for the change is so that we can keep our borrowing at a manageable level and reduce our interest costs.

Strategic Plan Goals

- *Improve and maintain infrastructure
- *Improve quality of life assets

Revenues by Source

Name	FY2023 YTD Actual	FY2024 Budget: Amended	FY2024 YTD Actual	FY2024 Projected	FY2025 Budgeted	FY2024 Budget: Amended vs. FY2025 Budgeted (% Change)	FY2024 Budget: Amended vs. FY2025 Budgeted (\$ Change)
Revenue Source							
Taxes and Special Assessments							
4102 - GENERAL PROPERTY TAX-CITY	\$1,088,200	\$1,205,500	\$1,205,500	\$1,205,500	\$478,000	-60.3%	-\$727,500
Total Taxes and Special Assessments:	\$1,088,200	\$1,205,500	\$1,205,500	\$1,205,500	\$478,000	-60.3%	-\$727,500
Intergovernmental							
4262 - LOCAL CONTRIBUTION AND AID	\$0	\$0	\$0	\$0	\$2,000,000	N/A	\$2,000,000
4265 - PRIVATE GRANT	\$100,000	\$0	\$0	\$0	\$0	0%	\$0
Total Intergovernmental:	\$100,000	\$0	\$0	\$0	\$2,000,000	N/A	\$2,000,000
Miscellaneous Income							
4792 - MISC SERVICE REVENUES	\$69,121	\$0	\$0	\$0	\$0	0%	\$0
4952 - GIFTS & DONATIONS	\$0	\$0	\$0	\$0	\$565,000	N/A	\$565,000
Total Miscellaneous Income:	\$69,121	\$0	\$0	\$0	\$565,000	N/A	\$565,000
Other Financing							
5302 - PROCEEDS FROM SALE OF BONDS	\$4,971,500	\$0	\$0	\$4,971,500	\$0	0%	\$0
5304 - PROCEEDS FROM ISSUE OF NOTES	\$0	\$0	\$0	\$0	\$14,840,250	N/A	\$14,840,250
Total Other Financing:	\$4,971,500	\$0	\$0	\$4,971,500	\$14,840,250	N/A	\$14,840,250
Transfers							
5299 - TSF FROM OTHER FUNDS	\$11,516,500	\$0	\$0	\$0	\$775,000	N/A	\$775,000
Total Transfers:	\$11,516,500	\$0	\$0	\$0	\$775,000	N/A	\$775,000
Total Revenue Source:	\$17,745,321	\$1,205,500	\$1,205,500	\$6,177,000	\$18,658,250	1,447.8%	\$17,452,750

Expenditures by Expense Type

Name	FY2023 YTD Actual	FY2024 Budget: Amended	FY2024 YTD Actual	FY2024 Projected	FY2025 Budgeted	FY2024 Budget: Amended vs. FY2025 Budgeted (% Change)	FY2024 Budget: Amended vs. FY2025 Budgeted (\$ Change)
Expense Objects							
Operating							
6401 - PS - ENGINEER/SURVEY/APPRAISAL	\$220,792	\$1,346,506	\$36,444	\$0	\$0	-100%	-\$1,346,506
6404 - PS - MISC CONSULTING / STUDIES	\$25,194	\$192,353	\$31,133	\$0	\$50,000	-74%	-\$142,353
6540 - TRAFFIC/PAINT/SIGN MATERIAL	\$114,743	\$404,282	\$128,121	\$0	\$142,000	-64.9%	-\$262,282
7470 - TSF TO OTHER	\$28,922	-\$28,922	\$9,589	\$0	\$0	-100%	\$28,922
Total Operating:	\$389,651	\$1,914,219	\$205,287	\$0	\$192,000	-90%	-\$1,722,219
Capital Outlay							
7202 - OFFICE EQUIPMENT	\$38,317	\$64,892	\$10,168	\$0	\$25,000	-61.5%	-\$39,892
7204 - MACHINERY & EQUIPMENT	\$839,405	\$1,711,807	\$856,279	\$0	\$1,798,000	5%	\$86,193
7206 - CAPITAL CONSTRUCTION	\$0	\$1,707,186	\$0	\$0	\$2,000,000	17.2%	\$292,814
7208 - LAND & LAND IMPVMTS	\$0	\$181,343	\$0	\$0	\$250,000	37.9%	\$68,657
7210 - MOTOR VEHICLES	\$2,104,322	\$7,885,901	\$417,749	\$0	\$3,267,250	-58.6%	-\$4,618,651
7214 - BUILDINGS & BUILDING IMPRVMTS	\$8,440,207	\$5,522,608	\$1,289,784	\$0	\$2,425,000	-56.1%	-\$3,097,608
7216 - LAND IMPROVEMENT	\$748,437	\$5,241,283	\$506,885	\$0	\$8,625,000	64.6%	\$3,383,717
7218 - ROAD IMPROVEMENT	\$54,226	\$104,576	\$4,169	\$0	\$0	-100%	-\$104,576
7222 - FINE ARTS	\$9,724	\$282,538	\$0	\$0	\$0	-100%	-\$282,538
7230 - COMPUTER SOFTWARE	\$171,278	-\$1,278	\$0	\$0	\$0	-100%	\$1,278
Total Capital Outlay:	\$12,405,917	\$22,700,856	\$3,085,034	\$0	\$18,390,250	-19%	-\$4,310,606
Total Expense Objects:	\$12,795,568	\$24,615,076	\$3,290,321	\$0	\$18,582,250	-24.5%	-\$6,032,826



Park Improvements & Acquisition 0325-0610

Department: Parks Department
Fund Type: Capital Project Fund,
Major Fund
Contact Person: Ray Maurer,
Director of Parks

Mission Statement

To manage park improvements and acquisitions

Strategic Plan Goals

- *Improve and maintain our infrastructure
- *Strengthen our neighborhoods
- *Enhance our quality of life services and assets

Revenues by Source

Name	FY2023 YTD Actual	FY2024 Budget: Amended	FY2024 YTD Actual	FY2024 Projected	FY2025 Budgeted	FY2024 Budget: Amended vs. FY2025 Budgeted (% Change)	FY2024 Budget: Amended vs. FY2025 Budgeted (\$ Change)
Revenue Source							
Charges for Services							
4572 - PARK FACILITY RENTALS	\$5,475	\$0	\$0	\$0	\$0	0%	\$0
Total Charges for Services:	\$5,475	\$0	\$0	\$0	\$0	0%	\$0
Other Financing							
5304 - PROCEEDS FROM ISSUE OF NOTES	\$0	\$0	\$0	\$0	\$1,190,000	N/A	\$1,190,000
Total Other Financing:	\$0	\$0	\$0	\$0	\$1,190,000	N/A	\$1,190,000
Total Revenue Source:	\$5,475	\$0	\$0	\$0	\$1,190,000	N/A	\$1,190,000

Expenditures by Expense Type

Name	FY2023 YTD Actual	FY2024 Budget: Amended	FY2024 YTD Actual	FY2024 Projected	FY2025 Budgeted	FY2024 Budget: Amended vs. FY2025 Budgeted (% Change)	FY2024 Budget: Amended vs. FY2025 Budgeted (\$ Change)
Expense Objects							
Operating							
6401 - PS - ENGINEER/SURVEY/APPRAISAL	\$0	\$500,000	\$0	\$0	\$0	-100%	-\$500,000
6417 - 3RD PARTY CONTRACTED SERVICE	\$0	\$5,000	\$0	\$0	\$0	-100%	-\$5,000
6529 - NON-INV - SUPPLIES	\$0	\$184,591	\$0	\$0	\$0	-100%	-\$184,590
6549 - NON-INV MATERIALS	\$1,743	\$13,257	\$0	\$0	\$0	-100%	-\$13,257
Total Operating:	\$1,743	\$702,848	\$0	\$0	\$0	-100%	-\$702,848
Capital Outlay							
7204 - MACHINERY & EQUIPMENT	\$196,000	\$16,203	\$0	\$0	\$0	-100%	-\$16,203
7208 - LAND & LAND IMPVMTS	\$0	\$125,000	\$0	\$0	\$0	-100%	-\$125,000
7214 - BUILDINGS & BUILDING IMPRVMTS	\$26,988	\$152,510	\$52,292	\$0	\$0	-100%	-\$152,510
7216 - LAND IMPROVEMENT	\$3,268,581	\$4,382,100	\$278,252	\$0	\$1,190,000	-72.8%	-\$3,192,100
Total Capital Outlay:	\$3,491,569	\$4,675,813	\$330,544	\$0	\$1,190,000	-74.5%	-\$3,485,813
Total Expense Objects:	\$3,493,311	\$5,378,661	\$330,544	\$0	\$1,190,000	-77.9%	-\$4,188,661



Tree and Bench Memorial Fund 0333-0620

Department: Parks Department
Fund Type: Capital Project Fund,
Major Fund
Contact Person: Travis Derks,
Landscape Operations Manager

Mission Statement

To manage a program that offers citizens the opportunity to purchase memorial trees to be placed within the parks.

Strategic Plan Goals

- *Improve and maintain our infrastructure
- *Strengthen our neighborhoods
- *Enhance our quality of life services and assets

2024 Accomplishments

- *Received over 25 memorial tree donations.
- *Received a \$25,000 Urban Forestry Grant from the Department of Natural Resources.

2025 Goals

- *Locate a new, dependable supplier of benches.
- *Determine a new method to recognize memorial tree donations.

Revenues by Source

Name	FY2023 YTD Actual	FY2024 Budget: Amended	FY2024 YTD Actual	FY2024 Projected	FY2025 Budgeted	FY2024 Budget: Amended vs. FY2025 Budgeted (% Change)	FY2024 Budget: Amended vs. FY2025 Budgeted (\$ Change)
Revenue Source							
Intergovernmental							
4263 - SUBRECIPIENT GRANT	\$0	\$25,000	\$0	\$0	\$25,000	0%	\$0
Total Intergovernmental:	\$0	\$25,000	\$0	\$0	\$25,000	0%	\$0
Miscellaneous Income							
4792 - MISC SERVICE REVENUES	\$7,600	\$0	\$0	\$7,000	\$10,000	N/A	\$10,000
4952 - GIFTS & DONATIONS	\$27,253	\$33,000	\$8,506	\$16,600	\$75,000	127.3%	\$42,000
Total Miscellaneous Income:	\$34,853	\$33,000	\$8,506	\$23,600	\$85,000	157.6%	\$52,000
Transfers							
5299 - TSF FROM OTHER FUNDS	\$250,000	\$0	\$0	\$0	\$0	0%	\$0
Total Transfers:	\$250,000	\$0	\$0	\$0	\$0	0%	\$0
Total Revenue Source:	\$284,853	\$58,000	\$8,506	\$23,600	\$110,000	89.7%	\$52,000

Expenditures by Expense Type

Name	FY2023 YTD Actual	FY2024 Budget: Amended	FY2024 YTD Actual	FY2024 Projected	FY2025 Budgeted	FY2024 Budget: Amended vs. FY2025 Budgeted (% Change)	FY2024 Budget: Amended vs. FY2025 Budgeted (\$ Change)
Expense Objects							
Operating							
6417 - 3RD PARTY CONTRACTED SERVICE	\$83,937	\$0	\$182,698	\$215,700	\$92,000	N/A	\$92,000
6529 - NON-INV - SUPPLIES	\$27,468	\$33,000	\$15,209	\$24,000	\$62,000	87.9%	\$29,000
Total Operating:	\$111,405	\$33,000	\$197,907	\$239,700	\$154,000	366.7%	\$121,000
Total Expense Objects:	\$111,405	\$33,000	\$197,907	\$239,700	\$154,000	366.7%	\$121,000



Special Assessments Replacement Fund 0335-0410

Department: Finance Department
Fund Type: Capital Project Fund,
Major Fund
Contact Person: Julie Calmes,
Director of Finance

Revenues by Source

Name	FY2023 YTD Actual	FY2024 Budget: Amended	FY2024 YTD Actual	FY2024 Projected	FY2025 Budgeted	FY2024 Budget: Amended vs. FY2025 Budgeted (% Change)	FY2024 Budget: Amended vs. FY2025 Budgeted (\$ Change)
Revenue Source							
Miscellaneous Income	\$0	\$2,250,000	\$0	\$0	\$0	-100%	-\$2,250,000
Total Revenue Source:	\$0	\$2,250,000	\$0	\$0	\$0	-100%	-\$2,250,000

City of Oshkosh TID Summary

<u>TID #</u>	<u>Name</u>	<u>Termination Date</u>	<u>Projected Fund Balance 12/31/2024</u>	<u>Projected Fund Balance at Termination</u>
12	Division Street	4/24/2024	833,188	858,630
13	Marion Road/Pearl Ave.	9/22/2025	(310,412)	324,452
14	Mercy Medical	6/13/2027	1,606,960	3,999,170
15	Park Plaza	1/9/2028	3,221,838	3,766,618
16	100 Block Redevelopment	5/22/2028	767,108	1,355,508
17	City Centre	9/25/2028	601,604	1,148,295
18	SW Industrial #3	7/9/2029	412,895	3,163,582
19	NW Industrial Expansion	5/13/2026	1,145,021	1,819,808
20	South Side Fox River	7/12/2032	2,350,065	978,632
21	Fox River Corridor	2/14/2033	793,936	3,293,563
23	SW Industrial Park	6/9/2029	(3,231,177)	(4,330,788)
24	Oshkosh Corp.	2/23/2037	65,389	3,185,784
25	City Center Hotel	5/22/2039	(78,035)	385,873
26	Aviation Business Park	2/26/2033	(3,603,074)	(3,604,424)
27	North Main Street	7/8/2034	(623,299)	2,500,694
28	Beach Bldg. Redevelopment	6/14/2043	93,150	1,257,327
29	Morgan District	7/12/2043	48,162	342,513
30	Washington Building	8/23/2043	69,195	713,407
31	Buckstaff Redevelopment	2/28/2045	226,898	3,741,708
32	Granary Development	5/23/2044	7,230	31,776
33	Lamico Redevelopment	7/11/2044	371,249	2,509,074
34	Oshkosh Corp. Global HQ	1/23/2039	(34,298)	5,261,215
35	Oshkosh Ave. Corridor	1/23/2046	2,305,024	14,129,152
36	Merge Redevelopment Project	6/11/2046	95,330	1,411,853
37	Aviation Plaza Redevelopment	7/23/2046	68,469	2,014,257
38	Pioneer Redevelopment	9/24/2046	15,266	351,996
39	Cabrini School Redevelopment	1/14/2048	34,567	59,360
40	Miles Kimball Redevelopment	2/9/2049	(25,337)	972,960
41	Smith School Redevelopment	10/12/2050	(65,475)	(150,537)
42	Morgan Crossing Phase II	4/26/2044	(2,701)	3,913,032
43	Mill on Main	6/28/2044	(62,388)	144,137
			\$ 7,096,347	\$ 55,548,626



TIF 8 - S Aviation Industrial Park 0529-1040

Department: Community Development Department
Fund Type: Capital Project Fund,
Non-Major Fund
Category: TIF District Redevelopment
Contact Person: Kelly Nieforth,
Director of Community Development

Mission Statement

TID #8 was created in 1991 to facilitate creation of the South Aviation Park. The 256-acre park is bordered by Wittman Regional Airport to the west, Oregon Street to east, Waukau Avenue to the north, and Ripple Avenue to the south. The City spent approximately \$4 million dollars over the lifetime of the TID for roads, sewer, and utilities to make the available parcels in the park "development ready" for businesses.

Strategic Plan Goals

- *Assist businesses to remain in, expand, or relocate to Oshkosh
- *Develop infrastructure and resourced need to support housing and workforce development

2024 Accomplishments

- *Continued debt payments.

2025 Goals

- *Continue debt payments.

Expenditures by Expense Type

Name	FY2023 YTD Actual	FY2024 Budget: Amended	FY2024 YTD Actual	FY2024 Projected	FY2025 Budgeted	FY2024 Budget: Amended vs. FY2025 Budgeted (% Change)	FY2024 Budget: Amended vs. FY2025 Budgeted (\$ Change)
Expense Objects							
Operating							
6702 - PRINCIPAL- BONDS	\$5,000	\$5,000	\$0	\$5,000	\$10,000	100%	\$5,000
6721 - INTEREST EXPENSE	\$563	\$435	\$218	\$220	\$300	-31%	-\$135
Total Operating:	\$5,563	\$5,435	\$218	\$5,220	\$10,300	89.5%	\$4,865
Total Expense Objects:	\$5,563	\$5,435	\$218	\$5,220	\$10,300	89.5%	\$4,865



TIF 12 - Division Street Redevelopment 0537-1040

Department: Community Development Department

Fund Type: Capital Project Fund,
Non-Major Fund

Category: TIF District Redevelopment

Contact Person: Kelly Nieforth,
Director of Community Development

Mission Statement

TID #12 was created in 1997 to assist with rehabilitation of blighted properties and to add parking on Division and Main Streets between Irving Street and Church Avenue. The City is expected to invest approximately \$1,300,000 over the lifetime of the TID to encourage redevelopment in the area. Creation of the TID allowed for the development of several new apartment buildings along Division Street, including over 60 dwelling units for households with low to moderate income. It has also helped to rehabilitate three buildings at the corner of North Main Street and Merritt/Church Avenue by providing parking facilities.

Strategic Plan Goals

*Support redevelopment opportunities throughout the city

*Develop infrastructure and resources needed to support housing and workforce development

2024 Accomplishments

*Continued business retention activities.

2025 Goals

*Prepare the TID for closure.

Revenues by Source

Name	FY2023 YTD Actual	FY2024 Budget: Amended	FY2024 YTD Actual	FY2024 Projected	FY2025 Budgeted	FY2024 Budget: Amended vs. FY2025 Budgeted (% Change)	FY2024 Budget: Amended vs. FY2025 Budgeted (\$ Change)
Revenue Source							
Taxes and Special Assessments							
4102 - GENERAL PROPERTY TAX-CITY	\$145,879	\$150,000	\$153,637	\$153,677	\$146,000	-2.7%	-\$4,000
Total Taxes and Special Assessments:	\$145,879	\$150,000	\$153,637	\$153,677	\$146,000	-2.7%	-\$4,000
Intergovernmental							
4237 - STATE AID- COMPUTER CREDIT	\$1,953	\$1,600	\$1,555	\$1,600	\$1,600	0%	\$0
Total Intergovernmental:	\$1,953	\$1,600	\$1,555	\$1,600	\$1,600	0%	\$0
Total Revenue Source:	\$147,832	\$151,600	\$155,191	\$155,277	\$147,600	-2.6%	-\$4,000

Expenditures by Expense Type

Name	FY2023 YTD Actual	FY2024 Budget: Amended	FY2024 YTD Actual	FY2024 Projected	FY2025 Budgeted	FY2024 Budget: Amended vs. FY2025 Budgeted (% Change)	FY2024 Budget: Amended vs. FY2025 Budgeted (\$ Change)
Expense Objects							
Operating							
6431 - ADMIN / ENGINEERING FEE	\$136,060	\$150,000	\$0	\$150,000	\$0	-100%	-\$150,000
6452 - LICENSE & PERMITS	\$150	\$200	\$150	\$150	\$150	-25%	-\$50
6455 - UTILITY EXPENSE	\$0	\$60	\$0	\$0	\$0	-100%	-\$60
Total Operating:	\$136,210	\$150,260	\$150	\$150,150	\$150	-99.9%	-\$150,110
Total Expense Objects:	\$136,210	\$150,260	\$150	\$150,150	\$150	-99.9%	-\$150,110



TIF 13 - Marion Rd & Pearl Ave 0539-1040

Department: Community Development Department

Fund Type: Capital Project Fund,
Non-Major Fund

Category: TIF District Redevelopment
Contact Person: Kelly Nieforth,
Director of Community Development

Mission Statement

TID #13 was created in 1998 to assist with the rehabilitation of blighted property along the riverfront and near the University of Wisconsin-Oshkosh between Wisconsin and Jackson Streets. The City invested approximately \$8 million dollars in the 87-acre district for land acquisition, site development, and infrastructure development. Creation of the district allowed for a significant aesthetic improvement in the area and provided needed housing for University of Wisconsin-Oshkosh students.

Strategic Plan Goals

- *Support redevelopment opportunities throughout the city
- *Develop infrastructure needed to support business and residential development

2024 Accomplishments

- *Continued debt payments.
- *Staff assisted with projects in the TID.

2025 Goals

- *Continue debt payments.

Revenues by Source

Name	FY2023 YTD Actual	FY2024 Budget: Amended	FY2024 YTD Actual	FY2024 Projected	FY2025 Budgeted	FY2024 Budget: Amended vs. FY2025 Budgeted (% Change)	FY2024 Budget: Amended vs. FY2025 Budgeted (\$ Change)
Revenue Source							
Taxes and Special Assessments							
4102 - GENERAL PROPERTY TAX-CITY	\$323,874	\$350,000	\$348,391	\$350,000	\$306,000	-12.6%	-\$44,000
Total Taxes and Special Assessments:	\$323,874	\$350,000	\$348,391	\$350,000	\$306,000	-12.6%	-\$44,000
Intergovernmental							
4237 - STATE AID- COMPUTER CREDIT	\$10,112	\$9,100	\$9,055	\$9,100	\$9,100	0%	\$0
Total Intergovernmental:	\$10,112	\$9,100	\$9,055	\$9,100	\$9,100	0%	\$0
Total Revenue Source:	\$333,986	\$359,100	\$357,445	\$359,100	\$315,100	-12.3%	-\$44,000

Expenditures by Expense Type

Name	FY2023 YTD Actual	FY2024 Budget: Amended	FY2024 YTD Actual	FY2024 Projected	FY2025 Budgeted	FY2024 Budget: Amended vs. FY2025 Budgeted (% Change)	FY2024 Budget: Amended vs. FY2025 Budgeted (\$ Change)
Expense Objects							
Operating							
6452 - LICENSE & PERMITS	\$150	\$200	\$150	\$150	\$150	-25%	-\$50
6455 - UTILITY EXPENSE	\$100	\$2,000	\$59	\$2,000	\$2,000	0%	\$0
6702 - PRINCIPAL- BONDS	\$245,000	\$75,000	\$0	\$75,000	\$75,000	0%	\$0
6721 - INTEREST EXPENSE	\$10,173	\$4,300	\$2,138	\$2,200	\$2,300	-46.5%	-\$2,000
7470 - TSF TO OTHER	\$1,312	\$0	\$0	\$0	\$0	0%	\$0
Total Operating:	\$256,734	\$81,500	\$2,347	\$79,350	\$79,450	-2.5%	-\$2,050
Total Expense Objects:	\$256,734	\$81,500	\$2,347	\$79,350	\$79,450	-2.5%	-\$2,050



TIF 14 - Mercy Medical Center 0522-1040

Department: Community Development Department
Fund Type: Capital Project Fund,
Non-Major Fund
Category: TIF District Redevelopment
Contact Person: Kelly Nieforth,
Director of Community Development

Mission Statement

TID #14 was created in 2000 to assist with rehabilitation of the former Mercy Medical Center on Hazel Street. The City anticipates investing approximately \$4 million dollars to facilitate redevelopment of the site over the lifetime of the TID. Development incentives were obtained to construct the Lakefront Manor and townhouses and rehabilitation of the main hospital facility resulted in a portion of the hospital being converted into the Parkside Apartments and a medical office.

Strategic Plan Goals

- *Leverage city resources and incentives to encourage private investment in neighborhoods
- *Support redevelopment opportunities throughout the city

2024 Accomplishments

- *Habitat for Humanity homes were built and families moved in.
- *Pay-Go payment completed.

2025 Goals

- *Analyze the TID financials and prepare for closure.

Revenues by Source

Name	FY2023 YTD Actual	FY2024 Budget: Amended	FY2024 YTD Actual	FY2024 Projected	FY2025 Budgeted	FY2024 Budget: Amended vs. FY2025 Budgeted (% Change)	FY2024 Budget: Amended vs. FY2025 Budgeted (\$ Change)
Revenue Source							
Taxes and Special Assessments							
4102 - GENERAL PROPERTY TAX-CITY	\$580,672	\$585,000	\$603,082	\$604,000	\$505,000	-13.7%	-\$80,000
Total Taxes and Special Assessments:	\$580,672	\$585,000	\$603,082	\$604,000	\$505,000	-13.7%	-\$80,000
Intergovernmental							
4237 - STATE AID- COMPUTER CREDIT	\$112	\$115	\$0	\$0	\$0	-100%	-\$115
Total Intergovernmental:	\$112	\$115	\$0	\$0	\$0	-100%	-\$115
Total Revenue Source:	\$580,784	\$585,115	\$603,082	\$604,000	\$505,000	-13.7%	-\$80,115

Expenditures by Expense Type

Name	FY2023 YTD Actual	FY2024 Budget: Amended	FY2024 YTD Actual	FY2024 Projected	FY2025 Budgeted	FY2024 Budget: Amended vs. FY2025 Budgeted (% Change)	FY2024 Budget: Amended vs. FY2025 Budgeted (\$ Change)
Expense Objects							
Operating							
6412 - CONTRACTUAL AGREEMENT PYMNTS	\$322,702	\$40,000	\$0	\$36,600	\$0	-100%	-\$40,000
6431 - ADMIN / ENGINEERING FEE	\$5,233	\$80,000	\$0	\$80,000	\$75,000	-6.2%	-\$5,000
6452 - LICENSE & PERMITS	\$150	\$200	\$150	\$150	\$150	-25%	-\$50
6702 - PRINCIPAL-BONDS	\$60,000	\$0	\$0	\$0	\$0	0%	\$0
6721 - INTEREST EXPENSE	\$1,410	\$0	\$0	\$0	\$0	0%	\$0
Total Operating:	\$389,495	\$120,200	\$150	\$116,750	\$75,150	-37.5%	-\$45,050
Capital Outlay							
7216 - LAND IMPROVEMENT	\$326,579	\$570,950	-\$6,334	\$0	\$0	-100%	-\$570,950
Total Capital Outlay:	\$326,579	\$570,950	-\$6,334	\$0	\$0	-100%	-\$570,950
Total Expense Objects:	\$716,074	\$691,150	-\$6,184	\$116,750	\$75,150	-89.1%	-\$616,000



TIF 15 - Park Plaza / Commerce St 0524-1040

Department: Community Development Department
Fund Type: Capital Project Fund,
Non-Major Fund
Category: TIF District Redevelopment
Contact Person: Kelly Nieforth,
Director of Community Development

Mission Statement

TID #15 was created in 2001 to facilitate the creation of office space in the former Park Plaza Mall for the purposes of retaining 4-Imprint in the community. A development assistance grant was provided to offset project costs. The City anticipates investing approximately \$1 million dollars over the lifetime of the TID.

Strategic Plan Goals

- *Assist businesses to remain in, expand or relocate to Oshkosh
- *Develop infrastructure needed to support business and residential development

2024 Accomplishments

- *Worked with businesses in the district.

2025 Goals

- *Continue to work with businesses in the district.

Revenues by Source

Name	FY2023 YTD Actual	FY2024 Budget: Amended	FY2024 YTD Actual	FY2024 Projected	FY2025 Budgeted	FY2024 Budget: Amended vs. FY2025 Budgeted (% Change)	FY2024 Budget: Amended vs. FY2025 Budgeted (\$ Change)
Revenue Source							
Taxes and Special Assessments							
4102 - GENERAL PROPERTY TAX-CITY	\$215,531	\$220,000	\$218,768	\$220,000	\$162,000	-26.4%	-\$58,000
Total Taxes and Special Assessments:	\$215,531	\$220,000	\$218,768	\$220,000	\$162,000	-26.4%	-\$58,000
Intergovernmental							
4237 - STATE AID- COMPUTER CREDIT	\$47,574	\$40,000	\$1,037	\$40,000	\$1,100	-97.2%	-\$38,900
Total Intergovernmental:	\$47,574	\$40,000	\$1,037	\$40,000	\$1,100	-97.2%	-\$38,900
Total Revenue Source:	\$263,104	\$260,000	\$219,805	\$260,000	\$163,100	-37.3%	-\$96,900

Expenditures by Expense Type

Name	FY2023 YTD Actual	FY2024 Budget: Amended	FY2024 YTD Actual	FY2024 Projected	FY2025 Budgeted	FY2024 Budget: Amended vs. FY2025 Budgeted (% Change)	FY2024 Budget: Amended vs. FY2025 Budgeted (\$ Change)
Expense Objects							
Operating							
6431 - ADMIN / ENGINEERING FEE	\$136,060	\$130,000	\$0	\$130,000	\$300,000	130.8%	\$170,000
6452 - LICENSE & PERMITS	\$150	\$200	\$150	\$150	\$150	-25%	-\$50
Total Operating:	\$136,210	\$130,200	\$150	\$130,150	\$300,150	130.5%	\$169,950
Total Expense Objects:	\$136,210	\$130,200	\$150	\$130,150	\$300,150	130.5%	\$169,950



TIF 16 - 100 Block Redevelopment 0526-1040

Department: Community Development Department
Fund Type: Capital Project Fund,
Non-Major Fund
Category: TIF District Redevelopment
Contact Person: Kelly Nieforth,
Director of Community Development

Mission Statement

TID #16 was created in 2001 in a blighted area to help offset overall development costs through provisions of a development assistance grant to the developer of the 100 block of North Main Street . The City anticipates investing approximately \$1,827,000 to encourage redevelopment in the area over the lifetime of the TID. The district has facilitated significant redevelopment of a highly visible downtown location that includes a 62-unit apartment complex with commercial tenants on the ground floor.

Strategic Plan Goals

- *Assist businesses to remain in, expand or relocate to Oshkosh
- *Develop infrastructure and resources needed to support housing and workforce development

2024 Accomplishments

- *Worked with businesses to help them grow in the district

2025 Goals

- *Support business retention and expansion efforts in the district.

Revenues by Source

Name	FY2023 YTD Actual	FY2024 Budget: Amended	FY2024 YTD Actual	FY2024 Projected	FY2025 Budgeted	FY2024 Budget: Amended vs. FY2025 Budgeted (% Change)	FY2024 Budget: Amended vs. FY2025 Budgeted (\$ Change)
Revenue Source							
Taxes and Special Assessments							
4102 - GENERAL PROPERTY TAX-CITY	\$146,786	\$150,000	\$152,264	\$153,000	\$144,000	-4%	-\$6,000
Total Taxes and Special Assessments:	\$146,786	\$150,000	\$152,264	\$153,000	\$144,000	-4%	-\$6,000
Intergovernmental							
4237 - STATE AID- COMPUTER CREDIT	\$564	\$600	\$0	\$0	\$600	0%	\$0
Total Intergovernmental:	\$564	\$600	\$0	\$0	\$600	0%	\$0
Total Revenue Source:	\$147,350	\$150,600	\$152,264	\$153,000	\$144,600	-4%	-\$6,000

Expenditures by Expense Type

Name	FY2023 YTD Actual	FY2024 Budget: Amended	FY2024 YTD Actual	FY2024 Projected	FY2025 Budgeted	FY2024 Budget: Amended vs. FY2025 Budgeted (% Change)	FY2024 Budget: Amended vs. FY2025 Budgeted (\$ Change)
Expense Objects							
Operating							
6431 - ADMIN / ENGINEERING FEE	\$0	\$85,000	\$0	\$85,000	\$100,000	17.6%	\$15,000
6452 - LICENSE & PERMITS	\$150	\$200	\$150	\$150	\$150	-25%	-\$50
Total Operating:	\$150	\$85,200	\$150	\$85,150	\$100,150	17.5%	\$14,950
Total Expense Objects:	\$150	\$85,200	\$150	\$85,150	\$100,150	17.5%	\$14,950



TIF 17 - City Center Redevelopment 0530-1040

Department: Community Development Department
Fund Type: Capital Project Fund,
Non-Major Fund
Category: TIF District Redevelopment
Contact Person: Kelly Nieforth,
Director of Community Development

Mission Statement

TID #17 was created in 2001 in a blighted area near the former Park Plaza Mall to help offset rehabilitation costs for office space renovation. The developer agreed to cooperate with the City to allow for installation of a Riverwalk along the property. Public improvements to the property included streetscaping and installation of a bike path and pedestrian mall.

Strategic Plan Goals

- *Develop infrastructure and resources needed to support housing and workforce development
- *Assist businesses to remain in, expand or relocate to Oshkosh

2024 Accomplishments

- *Continued debt payments
- *Installation of signage along the Riverwalk

2025 Goals

- *Continue debt payments
- *Continue to install signage along the Riverwalk

Revenues by Source

Name	FY2023 YTD Actual	FY2024 Budget: Amended	FY2024 YTD Actual	FY2024 Projected	FY2025 Budgeted	FY2024 Budget: Amended vs. FY2025 Budgeted (% Change)	FY2024 Budget: Amended vs. FY2025 Budgeted (\$ Change)
Revenue Source							
Taxes and Special Assessments							
4102 - GENERAL PROPERTY TAX-CITY	\$311,330	\$315,000	\$322,442	\$323,000	\$226,000	-28.3%	-\$89,000
Total Taxes and Special Assessments:	\$311,330	\$315,000	\$322,442	\$323,000	\$226,000	-28.3%	-\$89,000
Intergovernmental							
4237 - STATE AID- COMPUTER CREDIT	\$52,522	\$53,000	\$5,565	\$5,600	\$5,600	-89.4%	-\$47,400
Total Intergovernmental:	\$52,522	\$53,000	\$5,565	\$5,600	\$5,600	-89.4%	-\$47,400
Total Revenue Source:	\$363,852	\$368,000	\$328,006	\$328,600	\$231,600	-37.1%	-\$136,400

Expenditures by Expense Type

Name	FY2023 YTD Actual	FY2024 Budget: Amended	FY2024 YTD Actual	FY2024 Projected	FY2025 Budgeted	FY2024 Budget: Amended vs. FY2025 Budgeted (% Change)	FY2024 Budget: Amended vs. FY2025 Budgeted (\$ Change)
Expense Objects							
Operating							
6452 - LICENSE & PERMITS	\$150	\$200	\$150	\$150	\$150	-25%	-\$50
6702 - PRINCIPAL- BONDS	\$285,000	\$300,000	\$100,000	\$100,000	\$310,000	3.3%	\$10,000
6721 - INTEREST EXPENSE	\$57,298	\$47,000	\$23,975	\$47,000	\$37,600	-20%	-\$9,400
Total Operating:	\$342,448	\$347,200	\$124,125	\$147,150	\$347,750	0.2%	\$550
Total Expense Objects:	\$342,448	\$347,200	\$124,125	\$147,150	\$347,750	0.2%	\$550



TIF 18 - SW Industrial Park Expansion 0532-1040

Department: Community Development Department
Fund Type: Capital Project Fund,
Non-Major Fund
Category: TIF District Redevelopment
Contact Person: Kelly Nieforth,
Director of Community Development

Mission Statement

TID #18 was created in 2002 to fund the infrastructure for expansion of the Southwest Industrial Park. The expansion area is approximately 178 acres and borders Highway 91 to the south and the Wisconsin and Southern Railroads to the north. The City anticipates investing \$4,000,000 for roads, sewer, and utilities to make the available parcels in the park "development ready" for businesses.

Strategic Plan Goals

- *Develop infrastructure and resources needed to support housing and workforce development
- *Assist businesses to remain in, expand or relocate to Oshkosh

2024 Accomplishments

- *Continued debt payments

2025 Goals

- *Continue debt payments.
- *Additional land sales.

Revenues by Source

Name	FY2023 YTD Actual	FY2024 Budget: Amended	FY2024 YTD Actual	FY2024 Projected	FY2025 Budgeted	FY2024 Budget: Amended vs. FY2025 Budgeted (% Change)	FY2024 Budget: Amended vs. FY2025 Budgeted (\$ Change)
Revenue Source							
Taxes and Special Assessments							
4102 - GENERAL PROPERTY TAX-CITY	\$520,962	\$523,600	\$526,143	\$526,000	\$426,000	-18.6%	-\$97,600
Total Taxes and Special Assessments:	\$520,962	\$523,600	\$526,143	\$526,000	\$426,000	-18.6%	-\$97,600
Intergovernmental							
4237 - STATE AID- COMPUTER CREDIT	\$54,240	\$55,700	\$52,743	\$52,800	\$53,000	-4.8%	-\$2,700
Total Intergovernmental:	\$54,240	\$55,700	\$52,743	\$52,800	\$53,000	-4.8%	-\$2,700
Total Revenue Source:	\$575,202	\$579,300	\$578,886	\$578,800	\$479,000	-17.3%	-\$100,300

Expenditures by Expense Type

Name	FY2023 YTD Actual	FY2024 Budget: Amended	FY2024 YTD Actual	FY2024 Projected	FY2025 Budgeted	FY2024 Budget: Amended vs. FY2025 Budgeted (% Change)	FY2024 Budget: Amended vs. FY2025 Budgeted (\$ Change)
Expense Objects							
Operating							
6452 - LICENSE & PERMITS	\$150	\$200	\$150	\$150	\$150	-25%	-\$50
6702 - PRINCIPAL- BONDS	\$40,000	\$40,000	\$0	\$40,000	\$0	-100%	-\$40,000
6721 - INTEREST EXPENSE	\$2,400	\$1,200	\$600	\$1,200	\$0	-100%	-\$1,200
Total Operating:	\$42,550	\$41,400	\$750	\$41,350	\$150	-99.6%	-\$41,250
Total Expense Objects:	\$42,550	\$41,400	\$750	\$41,350	\$150	-99.6%	-\$41,250



TIF 19 - NW Industrial Park Expansion 0528-1040

Department: Community Development Department
Fund Type: Capital Project Fund,
Non-Major Fund
Category: TIF District Redevelopment
Contact Person: Kelly Nieforth,
Director of Community Development

Mission Statement

TID #19 was created in 2003 to fund infrastructure costs for expansion of the Northwest Industrial Park. The expansion area is approximately 54 acres and is bordered on the south by Snell Road and bordered on the west by Vinland Street. The City anticipates investing \$3,000,000 for land acquisition, roads, sewer, and utilities to make the available parcels in the park "development ready" for businesses.

Strategic Plan Goals

- *Assist businesses to remain in, expand or relocate to Oshkosh
- *Support redevelopment opportunities throughout the City

2024 Accomplishments

- *Supported business retention and expansion.

2025 Goals

- *Continue to support business retention and expansion.

Revenues by Source

Name	FY2023 YTD Actual	FY2024 Budget: Amended	FY2024 YTD Actual	FY2024 Projected	FY2025 Budgeted	FY2024 Budget: Amended vs. FY2025 Budgeted (% Change)	FY2024 Budget: Amended vs. FY2025 Budgeted (\$ Change)
Revenue Source							
Taxes and Special Assessments							
4102 - GENERAL PROPERTY TAX-CITY	\$261,136	\$275,000	\$266,483	\$267,000	\$255,000	-7.3%	-\$20,000
Total Taxes and Special Assessments:	\$261,136	\$275,000	\$266,483	\$267,000	\$255,000	-7.3%	-\$20,000
Intergovernmental							
4237 - STATE AID- COMPUTER CREDIT	\$25,259	\$26,000	\$18,204	\$18,200	\$19,000	-26.9%	-\$7,000
Total Intergovernmental:	\$25,259	\$26,000	\$18,204	\$18,200	\$19,000	-26.9%	-\$7,000
Total Revenue Source:	\$286,395	\$301,000	\$284,686	\$285,200	\$274,000	-9%	-\$27,000

Expenditures by Expense Type

Name	FY2023 YTD Actual	FY2024 Budget: Amended	FY2024 YTD Actual	FY2024 Projected	FY2025 Budgeted	FY2024 Budget: Amended vs. FY2025 Budgeted (% Change)	FY2024 Budget: Amended vs. FY2025 Budgeted (\$ Change)
Expense Objects							
Operating							
6431 - ADMIN / ENGINEERING FEE	\$62,797	\$0	\$0	\$0	\$75,000	N/A	\$75,000
6452 - LICENSE & PERMITS	\$150	\$150	\$150	\$150	\$150	0%	\$0
6702 - PRINCIPAL- BONDS	\$30,000	\$0	\$0	\$0	\$0	0%	\$0
6721 - INTEREST EXPENSE	\$900	\$0	\$0	\$0	\$0	0%	\$0
Total Operating:	\$93,847	\$150	\$150	\$150	\$75,150	50,000%	\$75,000
Total Expense Objects:	\$93,847	\$150	\$150	\$150	\$75,150	50,000%	\$75,000



TIF 20 - South Shore Redevelopment 0534-1040

Department: Community Development Department
Fund Type: Capital Project Fund,
Non-Major Fund
Category: TIF District Redevelopment
Contact Person: Kelly Nieforth,
Director of Community Development

Mission Statement

TID #20 was created in 2005 to redevelop a largely blighted area along the south side of the Fox River. It will be used for blight elimination through acquisition and clearance activity as well as infrastructure improvement, including the development of the Riverwalk system. Several blighted properties have been acquired and land is being assembled for future redevelopment.

Strategic Plan Goals

- *Assist businesses to remain in, expand or relocate to Oshkosh
- *Support redevelopment opportunities throughout the City

2024 Accomplishments

- *The Sawdust District Redevelopment Plan was adopted.
- *Staff worked on multiple redevelopment projects in the Sawdust District.

2025 Goals

- *Support redevelopment in the South Shore Redevelopment Area.
- *Start design work for Riverwalk along north/south segment of Pioneer Drive.

Revenues by Source

Name	FY2023 YTD Actual	FY2024 Budget: Amended	FY2024 YTD Actual	FY2024 Projected	FY2025 Budgeted	FY2024 Budget: Amended vs. FY2025 Budgeted (% Change)	FY2024 Budget: Amended vs. FY2025 Budgeted (\$ Change)
Revenue Source							
Intergovernmental							
4237 - STATE AID- COMPUTER CREDIT	\$1,049	\$0	\$0	\$0	\$0	0%	\$0
Total Intergovernmental:	\$1,049	\$0	\$0	\$0	\$0	0%	\$0
Total Revenue Source:	\$1,049	\$0	\$0	\$0	\$0	0%	\$0

Expenditures by Expense Type

Name	FY2023 YTD Actual	FY2024 Budget: Amended	FY2024 YTD Actual	FY2024 Projected	FY2025 Budgeted	FY2024 Budget: Amended vs. FY2025 Budgeted (% Change)	FY2024 Budget: Amended vs. FY2025 Budgeted (\$ Change)
Expense Objects							
Operating							
6452 - LICENSE & PERMITS	\$150	\$200	\$150	\$150	\$150	-25%	-\$50
6702 - PRINCIPAL- BONDS	\$235,000	\$240,000	\$0	\$240,000	\$265,000	10.4%	\$25,000
6721 - INTEREST EXPENSE	\$54,838	\$45,500	\$22,700	\$45,500	\$38,100	-16.3%	-\$7,400
7470 - TSF TO OTHER	\$4,186	\$0	\$0	\$0	\$0	0%	\$0
Total Operating:	\$294,174	\$285,700	\$22,850	\$285,650	\$303,250	6.1%	\$17,550
Capital Outlay							
7216 - LAND IMPROVEMENT	\$30,179	\$4,270,435	\$305	\$0	\$380,000	-91.1%	-\$3,890,435
Total Capital Outlay:	\$30,179	\$4,270,435	\$305	\$0	\$380,000	-91.1%	-\$3,890,435
Total Expense Objects:	\$324,353	\$4,556,135	\$23,155	\$285,650	\$683,250	-85%	-\$3,872,885



TIF 21 - Fox River Corridor 0536-1040

Department: Community Development Department
Fund Type: Capital Project Fund,
Non-Major Fund
Category: TIF District Redevelopment
Contact Person: Kelly Nieforth,
Director of Community Development

Mission Statement

TID #21 was created in 2006 to assist with rehabilitation of blighted property in the central city west of Jackson Street between the Fox River and Pearl Avenue and Marion Road. The size of the TID is approximately 26 acres and the City anticipates investing approximately \$4,400,000 over the lifetime of the TID for property acquisition, site clearance, infrastructure improvements, environmental remediation, site preparation, trail system and seawall improvements, docking facilities, and potential developer assistance to encourage redevelopment in the area.

Strategic Plan Goals

- *Assist businesses to remain in, expand or relocate to Oshkosh
- *Develop infrastructure and resources needed to support housing and workforce development

2024 Accomplishments

- *Continued Pay-Go payments.
- *Continued debt payments.

2025 Goals

- *Continue Pay-Go payments.
- *Continue debt payments.

Revenues by Source

Name	FY2023 YTD Actual	FY2024 Budget: Amended	FY2024 YTD Actual	FY2024 Projected	FY2025 Budgeted	FY2024 Budget: Amended vs. FY2025 Budgeted (% Change)	FY2024 Budget: Amended vs. FY2025 Budgeted (\$ Change)
Revenue Source							
Taxes and Special Assessments							
4102 - GENERAL PROPERTY TAX-CITY	\$504,390	\$505,000	\$523,895	\$524,000	\$525,000	4%	\$20,000
Total Taxes and Special Assessments:	\$504,390	\$505,000	\$523,895	\$524,000	\$525,000	4%	\$20,000
Intergovernmental							
4237 - STATE AID- COMPUTER CREDIT	\$485	\$0	\$0	\$0	\$0	0%	\$0
Total Intergovernmental:	\$485	\$0	\$0	\$0	\$0	0%	\$0
Total Revenue Source:	\$504,875	\$505,000	\$523,895	\$524,000	\$525,000	4%	\$20,000

Expenditures by Expense Type

Name	FY2023 YTD Actual	FY2024 Budget: Amended	FY2024 YTD Actual	FY2024 Projected	FY2025 Budgeted	FY2024 Budget: Amended vs. FY2025 Budgeted (% Change)	FY2024 Budget: Amended vs. FY2025 Budgeted (\$ Change)
Expense Objects							
Operating							
6412 - CONTRACTUAL AGREEMENT PYMNTS	\$68,892	\$75,000	\$3,759	\$70,000	\$70,000	-6.7%	-\$5,000
6431 - ADMIN / ENGINEERING FEE	\$78,496	\$0	\$0	\$0	\$0	0%	\$0
6452 - LICENSE & PERMITS	\$150	\$200	\$150	\$150	\$150	-25%	-\$50
6702 - PRINCIPAL-BONDS	\$100,000	\$100,000	\$100,000	\$100,000	\$105,000	5%	\$5,000
6721 - INTEREST EXPENSE	\$22,950	\$21,000	\$10,975	\$21,000	\$18,900	-10%	-\$2,100
Total Operating:	\$270,488	\$196,200	\$114,884	\$191,150	\$194,050	-1.1%	-\$2,150
Capital Outlay							
7216 - LAND IMPROVEMENT	\$0	\$620,000	\$0	\$0	\$0	-100%	-\$620,000
Total Capital Outlay:	\$0	\$620,000	\$0	\$0	\$0	-100%	-\$620,000
Total Expense Objects:	\$270,488	\$816,200	\$114,884	\$191,150	\$194,050	-76.2%	-\$622,150



TIF 23 - SW Industrial Park Expansion 0540-1040

Department: Community Development Department
Fund Type: Capital Project Fund,
Non-Major Fund
Category: TIF District Redevelopment
Contact Person: Kelly Nieforth,
Director of Community Development

Mission Statement

TID #23 was created in 2010 to assist with continued development of the Southwest Industrial Park. The district is approximately 266 acres and is located south of 20th Avenue, north of State Highway 91, and west of South Oakwood Road on both sides of Clairville Road. The City anticipates investing \$8,450,000 for land acquisition, roads, sewer, and utilities to make the available parcels in the park "development ready" for businesses.

Strategic Plan Goals

- *Assist businesses to remain in, expand or relocate to Oshkosh
- *Develop infrastructure and resources needed to support housing and workforce development

2024 Accomplishments

- *Continued to market and sell land.
- *Continued debt payments.

2025 Goals

- *Continue to market and sell land.
- *Continue debt payments.

Revenues by Source

Name	FY2023 YTD Actual	FY2024 Budget: Amended	FY2024 YTD Actual	FY2024 Projected	FY2025 Budgeted	FY2024 Budget: Amended vs. FY2025 Budgeted (% Change)	FY2024 Budget: Amended vs. FY2025 Budgeted (\$ Change)
Revenue Source							
Taxes and Special Assessments							
4102 - GENERAL PROPERTY TAX-CITY	\$22,226	\$23,500	\$23,401	\$23,400	\$15,000	-36.2%	-\$8,500
Total Taxes and Special Assessments:	\$22,226	\$23,500	\$23,401	\$23,400	\$15,000	-36.2%	-\$8,500
Total Revenue Source:	\$22,226	\$23,500	\$23,401	\$23,400	\$15,000	-36.2%	-\$8,500

Expenditures by Expense Type

Name	FY2023 YTD Actual	FY2024 Budget: Amended	FY2024 YTD Actual	FY2024 Projected	FY2025 Budgeted	FY2024 Budget: Amended vs. FY2025 Budgeted (% Change)	FY2024 Budget: Amended vs. FY2025 Budgeted (\$ Change)
Expense Objects							
Operating							
6452 - LICENSE & PERMITS	\$150	\$200	\$150	\$150	\$150	-25%	-\$50
6702 - PRINCIPAL- BONDS	\$493,560	\$505,555	\$375,556	\$506,000	\$354,000	-30%	-\$151,555
6721 - INTEREST EXPENSE	\$65,778	\$52,831	\$32,631	\$63,000	\$38,500	-27.1%	-\$14,331
Total Operating:	\$559,487	\$558,586	\$408,337	\$569,150	\$392,650	-29.7%	-\$165,936
Total Expense Objects:	\$559,487	\$558,586	\$408,337	\$569,150	\$392,650	-29.7%	-\$165,936



TIF 24 - Oshkosh Corporation E-Coat 0520-1040

Department: Community Development Department
Fund Type: Capital Project Fund,
Non-Major Fund
Category: TIF District Redevelopment
Contact Person: Kelly Nieforth,
Director of Community Development

Mission Statement

TID #24 was created in 2010 to assist with redevelopment of the area, including a 150,000 square foot E-Coat facility utilized by Oshkosh Corporation in fulfillment of a \$3,000,000,000 defense contract. The 80-acre district is located around 333 West 29th Avenue, generally bounded by West Waukau Avenue on the south and Hughes Street on the west and north. The City anticipates investing \$8,000,000 of development assistance over the lifetime of the TID for construction of the facility.

Strategic Plan Goals

- *Continue to assist businesses to remain in, expand or relocate to Oshkosh
- *Support redevelopment opportunities throughout the City

2024 Accomplishments

- *Assisted the business in the district.

2025 Goals

- *Analyze TIF fund for potential closure

Revenues by Source

Name	FY2023 YTD Actual	FY2024 Budget: Amended	FY2024 YTD Actual	FY2024 Projected	FY2025 Budgeted	FY2024 Budget: Amended vs. FY2025 Budgeted (% Change)	FY2024 Budget: Amended vs. FY2025 Budgeted (\$ Change)
Revenue Source							
Taxes and Special Assessments							
4102 - GENERAL PROPERTY TAX-CITY	\$248,298	\$250,000	\$231,472	\$231,500	\$173,500	-30.6%	-\$76,500
Total Taxes and Special Assessments:	\$248,298	\$250,000	\$231,472	\$231,500	\$173,500	-30.6%	-\$76,500
Intergovernmental							
4237 - STATE AID- COMPUTER CREDIT	\$8,693	\$10,000	\$0	\$0	\$0	-100%	-\$10,000
Total Intergovernmental:	\$8,693	\$10,000	\$0	\$0	\$0	-100%	-\$10,000
Total Revenue Source:	\$256,991	\$260,000	\$231,472	\$231,500	\$173,500	-33.3%	-\$86,500

Expenditures by Expense Type

Name	FY2023 YTD Actual	FY2024 Budget: Amended	FY2024 YTD Actual	FY2024 Projected	FY2025 Budgeted	FY2024 Budget: Amended vs. FY2025 Budgeted (% Change)	FY2024 Budget: Amended vs. FY2025 Budgeted (\$ Change)
Expense Objects							
Operating							
6412 - CONTRACTUAL AGREEMENT PYMNTS	\$322,702	\$80,000	\$0	\$0	\$0	-100%	-\$80,000
6452 - LICENSE & PERMITS	\$150	\$200	\$150	\$150	\$150	-25%	-\$50
Total Operating:	\$322,852	\$80,200	\$150	\$150	\$150	-99.8%	-\$80,050
Total Expense Objects:	\$322,852	\$80,200	\$150	\$150	\$150	-99.8%	-\$80,050



TIF 25 - City Center Hotel 0502-1040

Department: Community Development Department
Fund Type: Capital Project Fund,
Non-Major Fund
Category: TIF District Redevelopment
Contact Person: Kelly Nieforth,
Director of Community Development

Mission Statement

TID #25 was created in 2012 to assist with redevelopment of the City Center Hotel and for Riverwalk completion. The 1.3 acre district is generally located west of Main Street, south of Ceape Avenue, and north of the Fox River. The City anticipates investing approximately \$4,600,000 over the lifetime of the TID for development assistance and development of the Riverwalk with associated boat docking facilities.

Strategic Plan Goals

- *Support redevelopment opportunities throughout the city
- *Assist businesses to remain in, expand or relocate to Oshkosh

2024 Accomplishments

- *Supported the new owners of the hotel during renovations.

2025 Goals

- *Continue to pay off debt.

Revenues by Source

Name	FY2023 YTD Actual	FY2024 Budget: Amended	FY2024 YTD Actual	FY2024 Projected	FY2025 Budgeted	FY2024 Budget: Amended vs. FY2025 Budgeted (% Change)	FY2024 Budget: Amended vs. FY2025 Budgeted (\$ Change)
Revenue Source							
Taxes and Special Assessments							
4102 - GENERAL PROPERTY TAX-CITY	\$276,451	\$280,000	\$283,175	\$283,200	\$156,500	-44.1%	-\$123,500
Total Taxes and Special Assessments:	\$276,451	\$280,000	\$283,175	\$283,200	\$156,500	-44.1%	-\$123,500
Intergovernmental							
4237 - STATE AID- COMPUTER CREDIT	\$7,674	\$7,000	\$4,270	\$0	\$0	-100%	-\$7,000
Total Intergovernmental:	\$7,674	\$7,000	\$4,270	\$0	\$0	-100%	-\$7,000
Transfers							
5299 - TSF FROM OTHER FUNDS	\$2,300,000	\$0	\$0	\$0	\$0	0%	\$0
Total Transfers:	\$2,300,000	\$0	\$0	\$0	\$0	0%	\$0
Total Revenue Source:	\$2,584,125	\$287,000	\$287,445	\$283,200	\$156,500	-45.5%	-\$130,500

Expenditures by Expense Type

Name	FY2023 YTD Actual	FY2024 Budget: Amended	FY2024 YTD Actual	FY2024 Projected	FY2025 Budgeted	FY2024 Budget: Amended vs. FY2025 Budgeted (% Change)	FY2024 Budget: Amended vs. FY2025 Budgeted (\$ Change)
Expense Objects							
Operating							
6412 - CONTRACTUAL AGREEMENT PYMNTS	\$973,765	\$0	\$650	\$0	\$0	0%	\$0
6452 - LICENSE & PERMITS	\$150	\$150	\$150	\$150	\$150	0%	\$0
Total Operating:	\$973,915	\$150	\$800	\$150	\$150	0%	\$0
Total Expense Objects:	\$973,915	\$150	\$800	\$150	\$150	0%	\$0



TIF 26 - Aviation Business Park 0504-1040

Department: Community Development Department
Fund Type: Capital Project Fund,
Non-Major Fund
Category: TIF District Redevelopment
Contact Person: Kelly Nieforth,
Director of Community Development

Mission Statement

TID #26 was created in 2013 to facilitate the creation and development of an industrial park promoting aviation related industrial development. The 80.93 acre district is located in the area near and adjacent to the Wittman Regional Airport. The City anticipates investing approximately \$4,500,000 over the lifetime of the TID for infrastructure improvements. Winnebago County purchased the land adjoining the airport.

Strategic Plan Goals

- *Assist businesses to remain in, expand or relocate to Oshkosh
- *Support redevelopment opportunities throughout the City

2024 Accomplishments

- *Continued to market and lease/sell land.
- *Working with the airport and GO EDC staff to market the available sites.

2025 Goals

- *Continue to market and lease/sell land.

Expenditures by Expense Type

Name	FY2023 YTD Actual	FY2024 Budget: Amended	FY2024 YTD Actual	FY2024 Projected	FY2025 Budgeted	FY2024 Budget: Amended vs. FY2025 Budgeted (% Change)	FY2024 Budget: Amended vs. FY2025 Budgeted (\$ Change)
Expense Objects							
Operating							
6452 - LICENSE & PERMITS	\$150	\$200	\$150	\$150	\$150	-25%	-\$50
6702 - PRINCIPAL- BONDS	\$401,488	\$0	\$0	\$0	\$0	0%	\$0
6721 - INTEREST EXPENSE	\$11,041	\$0	\$0	\$0	\$0	0%	\$0
Total Operating:	\$412,679	\$200	\$150	\$150	\$150	-25%	-\$50
Total Expense Objects:	\$412,679	\$200	\$150	\$150	\$150	-25%	-\$50



TIF 27 - N Main St Industrial Park 0508-1040

Department: Community Development Department
Fund Type: Capital Project Fund,
Non-Major Fund
Category: TIF District Redevelopment
Contact Person: Kelly Nieforth,
Director of Community Development

Mission Statement

TID #27 was created in 2014 for the retention and creation of jobs through redevelopment and expansion of Bemis Healthcare Packaging (now Amcor) at 3500 North Main Street. The district is approximately 231 acres and will facilitate the creation and development of regional stormwater management to minimize the amount of onsite stormwater retention needs and promote industrial development. The City anticipates investing approximately \$6,200,000 over the lifetime of the TID for development assistance and public infrastructure improvements including storm sewer, stormwater detention basins, relocation of utilities, and waterway improvements.

Strategic Plan Goals

- *Assist businesses to remain in, expand or relocate to Oshkosh
- *Support redevelopment opportunities throughout the City

2024 Accomplishments

- *Continued Pay-Go payment.
- *Assisted businesses in the TID.

2025 Goals

- *Continue Pay-Go payment

Revenues by Source

Name	FY2023 YTD Actual	FY2024 Budget: Amended	FY2024 YTD Actual	FY2024 Projected	FY2025 Budgeted	FY2024 Budget: Amended vs. FY2025 Budgeted (% Change)	FY2024 Budget: Amended vs. FY2025 Budgeted (\$ Change)
Revenue Source							
Taxes and Special Assessments							
4102 - GENERAL PROPERTY TAX-CITY	\$303,707	\$220,300	\$381,910	\$381,900	\$380,000	72.5%	\$159,700
Total Taxes and Special Assessments:	\$303,707	\$220,300	\$381,910	\$381,900	\$380,000	72.5%	\$159,700
Intergovernmental							
4237 - STATE AID- COMPUTER CREDIT	\$55,745	\$26,700	\$26,701	\$26,700	\$30,000	12.4%	\$3,300
Total Intergovernmental:	\$55,745	\$26,700	\$26,701	\$26,700	\$30,000	12.4%	\$3,300
Total Revenue Source:	\$359,451	\$247,000	\$408,611	\$408,600	\$410,000	66%	\$163,000

Expenditures by Expense Type

Name	FY2023 YTD Actual	FY2024 Budget: Amended	FY2024 YTD Actual	FY2024 Projected	FY2025 Budgeted	FY2024 Budget: Amended vs. FY2025 Budgeted (% Change)	FY2024 Budget: Amended vs. FY2025 Budgeted (\$ Change)
Expense Objects							
Operating							
6412 - CONTRACTUAL AGREEMENT PYMNTS	\$0	\$23,000	\$0	\$0	\$100,000	334.8%	\$77,000
6452 - LICENSE & PERMITS	\$150	\$200	\$150	\$150	\$150	-25%	-\$50
Total Operating:	\$150	\$23,200	\$150	\$150	\$100,150	331.7%	\$76,950
Total Expense Objects:	\$150	\$23,200	\$150	\$150	\$100,150	331.7%	\$76,950



TIF 28 - Beach Building 0510-1040

Department: Community Development Department
Fund Type: Capital Project Fund,
Non-Major Fund
Category: TIF District Redevelopment
Contact Person: Kelly Nieforth,
Director of Community Development

Mission Statement

TID #28 was created in 2016 for redevelopment and renovation of the Orville Beach building for commercial and residential uses. The 1.69 acre district is located at 240 Algoma Boulevard. The City anticipates investing approximately \$3,300,000 in development incentives over the lifetime of the TID.

Strategic Plan Goals

*Support redevelopment opportunities throughout the city

2024 Accomplishments

*Property was converted from taxable to tax-exempt by the owner.

2025 Goals

*Starting TID closing procedure

Revenues by Source

Name	FY2023 YTD Actual	FY2024 Budget: Amended	FY2024 YTD Actual	FY2024 Projected	FY2025 Budgeted	FY2024 Budget: Amended vs. FY2025 Budgeted (% Change)	FY2024 Budget: Amended vs. FY2025 Budgeted (\$ Change)
Revenue Source							
Taxes and Special Assessments							
4102 - GENERAL PROPERTY TAX-CITY	\$55,790	\$57,000	\$58,358	\$58,400	\$53,000	-7%	-\$4,000
Total Taxes and Special Assessments:	\$55,790	\$57,000	\$58,358	\$58,400	\$53,000	-7%	-\$4,000
Total Revenue Source:	\$55,790	\$57,000	\$58,358	\$58,400	\$53,000	-7%	-\$4,000

Expenditures by Expense Type

Name	FY2023 YTD Actual	FY2024 Budget: Amended	FY2024 YTD Actual	FY2024 Projected	FY2025 Budgeted	FY2024 Budget: Amended vs. FY2025 Budgeted (% Change)	FY2024 Budget: Amended vs. FY2025 Budgeted (\$ Change)
Expense Objects							
Operating							
6412 - CONTRACTUAL AGREEMENT PYMNTS	\$42,915	\$50,000	\$0	\$0	\$0	-100%	-\$50,000
6452 - LICENSE & PERMITS	\$150	\$200	\$150	\$150	\$150	-25%	-\$50
Total Operating:	\$43,065	\$50,200	\$150	\$150	\$150	-99.7%	-\$50,050
Total Expense Objects:	\$43,065	\$50,200	\$150	\$150	\$150	-99.7%	-\$50,050



TIF 29 - Morgan District 0512-1040

Department: Community Development Department

Fund Type: Capital Project Fund,
Non-Major Fund

Category: TIF District Redevelopment
Contact Person: Kelly Nieforth,
Director of Community Development

Mission Statement

TID #29 is a 36-acre blighted area district located on the south side of the Fox River and the general area of Oregon Street and Sixth Avenue. The district was created in 2016 to facilitate a 27 acre \$55,000,000 redevelopment project consisting of residential, commercial, and retail uses. The City anticipates investing approximately \$38,800,000 over the lifetime of the TID for development incentives and Riverwalk and public infrastructure improvements.

Strategic Plan Goals

- *Assist businesses to remain in, expand or relocate to Oshkosh
- *Support redevelopment opportunities throughout the city

2024 Accomplishments

- *TIF Development Agreement for Froedtert ThedaCare Health approved by Council

2025 Goals

- *Continue to support redevelopment in the district.

Revenues by Source

Name	FY2023 YTD Actual	FY2024 Budget: Amended	FY2024 YTD Actual	FY2024 Projected	FY2025 Budgeted	FY2024 Budget: Amended vs. FY2025 Budgeted (% Change)	FY2024 Budget: Amended vs. FY2025 Budgeted (\$ Change)
Revenue Source							
Taxes and Special Assessments							
4102 - GENERAL PROPERTY TAX-CITY	\$14,642	\$15,000	\$17,867	\$17,900	\$19,000	26.7%	\$4,000
Total Taxes and Special Assessments:	\$14,642	\$15,000	\$17,867	\$17,900	\$19,000	26.7%	\$4,000
Total Revenue Source:	\$14,642	\$15,000	\$17,867	\$17,900	\$19,000	26.7%	\$4,000

Expenditures by Expense Type

Name	FY2023 YTD Actual	FY2024 Budget: Amended	FY2024 YTD Actual	FY2024 Projected	FY2025 Budgeted	FY2024 Budget: Amended vs. FY2025 Budgeted (% Change)	FY2024 Budget: Amended vs. FY2025 Budgeted (\$ Change)
Expense Objects							
Operating							
6431 - ADMIN / ENGINEERING FEE	\$0	\$0	\$30	\$0	\$0	0%	\$0
6452 - LICENSE & PERMITS	\$150	\$150	\$150	\$150	\$150	0%	\$0
Total Operating:	\$150	\$150	\$180	\$150	\$150	0%	\$0
Total Expense Objects:	\$150	\$150	\$180	\$150	\$150	0%	\$0



TIF 30 - Washington Building 0514-1040

Department: Community Development Department
Fund Type: Capital Project Fund,
Non-Major Fund
Category: TIF District Redevelopment
Contact Person: Kelly Nieforth,
Director of Community Development

Mission Statement

TID #30 was created in 2016 to support the renovation of the Fraternal Reserve Association Building located at 105 Washington Avenue and the conversion of roughly 29,100 square feet of vacant commercial space to twenty residential apartment units. The district is approximately one acre in size and is located in downtown Oshkosh at the intersection of Washington and State Street. The City anticipates investing approximately \$680,000 over the lifetime of the TID for rehabilitation, development incentives, and parking lot reconstruction.

Strategic Plan Goals

- *Support redevelopment opportunities throughout the city
- *Develop infrastructure and resources needed to support housing and workforce development

2024 Accomplishments

- *Continued Pay-Go payment.

2025 Goals

- *Continue Pay-Go payment.

Revenues by Source

Name	FY2023 YTD Actual	FY2024 Budget: Amended	FY2024 YTD Actual	FY2024 Projected	FY2025 Budgeted	FY2024 Budget: Amended vs. FY2025 Budgeted (% Change)	FY2024 Budget: Amended vs. FY2025 Budgeted (\$ Change)
Revenue Source							
Taxes and Special Assessments							
4102 - GENERAL PROPERTY TAX-CITY	\$54,792	\$55,000	\$57,714	\$57,700	\$55,000	0%	\$0
Total Taxes and Special Assessments:	\$54,792	\$55,000	\$57,714	\$57,700	\$55,000	0%	\$0
Total Revenue Source:	\$54,792	\$55,000	\$57,714	\$57,700	\$55,000	0%	\$0

Expenditures by Expense Type

Name	FY2023 YTD Actual	FY2024 Budget: Amended	FY2024 YTD Actual	FY2024 Projected	FY2025 Budgeted	FY2024 Budget: Amended vs. FY2025 Budgeted (% Change)	FY2024 Budget: Amended vs. FY2025 Budgeted (\$ Change)
Expense Objects							
Operating							
6412 - CONTRACTUAL AGREEMENT PYMNTS	\$40,885	\$45,000	\$0	\$37,700	\$38,000	-15.6%	-\$7,000
6452 - LICENSE & PERMITS	\$150	\$200	\$150	\$150	\$150	-25%	-\$50
Total Operating:	\$41,035	\$45,200	\$150	\$37,850	\$38,150	-15.6%	-\$7,050
Total Expense Objects:	\$41,035	\$45,200	\$150	\$37,850	\$38,150	-15.6%	-\$7,050



TIF 31 - Buckstaff Redevelopment 0516-1040

Department: Community Development Department
Fund Type: Capital Project Fund,
Non-Major Fund
Category: TIF District Redevelopment
Contact Person: Kelly Nieforth,
Director of Community Development

Mission Statement

TID #31 was created in 2017 to facilitate the construction of a privately owned sports and event arena and the associated public infrastructure improvements required to support the arena. The district is an 8.77-acre blighted area located east of South Main Street between East 11th Avenue and East South Park Avenue. The City anticipates investing approximately \$7,342,000 over the lifetime of the TID to facilitate construction of the arena and associated public infrastructure improvements including street and utility improvements

Strategic Plan Goals

- *Assist businesses to remain in, expand or relocate to Oshkosh
- *Support redevelopment opportunities throughout the city

2024 Accomplishments

- *Continued Pay-Go payment.

2025 Goals

- *Continue Pay-Go payment

Revenues by Source

Name	FY2023 YTD Actual	FY2024 Budget: Amended	FY2024 YTD Actual	FY2024 Projected	FY2025 Budgeted	FY2024 Budget: Amended vs. FY2025 Budgeted (% Change)	FY2024 Budget: Amended vs. FY2025 Budgeted (\$ Change)
Revenue Source							
Taxes and Special Assessments							
4102 - GENERAL PROPERTY TAX-CITY	\$553,587	\$555,200	\$620,500	\$620,500	\$600,000	8.1%	\$44,800
Total Taxes and Special Assessments:	\$553,587	\$555,200	\$620,500	\$620,500	\$600,000	8.1%	\$44,800
Total Revenue Source:	\$553,587	\$555,200	\$620,500	\$620,500	\$600,000	8.1%	\$44,800

Expenditures by Expense Type

Name	FY2023 YTD Actual	FY2024 Budget: Amended	FY2024 YTD Actual	FY2024 Projected	FY2025 Budgeted	FY2024 Budget: Amended vs. FY2025 Budgeted (% Change)	FY2024 Budget: Amended vs. FY2025 Budgeted (\$ Change)
Expense Objects							
Operating							
6403 - PS - LEGAL/ATTORNEY FEES	\$0	\$5,000	\$0	\$6,800	\$6,800	36%	\$1,800
6412 - CONTRACTUAL AGREEMENT PYMNTS	\$500,270	\$505,000	\$0	\$533,200	\$550,000	8.9%	\$45,000
6452 - LICENSE & PERMITS	\$150	\$200	\$150	\$150	\$150	-25%	-\$50
6702 - PRINCIPAL-BONDS	\$17,563	\$9,400	\$0	\$9,400	\$9,700	3.2%	\$300
6721 - INTEREST EXPENSE	\$8,944	\$4,000	\$0	\$4,000	\$3,600	-10%	-\$400
Total Operating:	\$526,928	\$523,600	\$150	\$553,550	\$570,250	8.9%	\$46,650
Total Expense Objects:	\$526,928	\$523,600	\$150	\$553,550	\$570,250	8.9%	\$46,650



TIF 32 - Granary Redevelopment 0518-1040

Department: Community Development Department
Fund Type: Capital Project Fund,
Non-Major Fund
Category: TIF District Redevelopment
Contact Person: Kelly Nieforth,
Director of Community Development

Mission Statement

TID #32 was created in 2017 to facilitate rehabilitation of the historic H.P. Schmidt Mill building, subsequently the site of The Granary restaurant and Blue Door Consulting. The district is a .45 acre district in need of rehabilitation or conservation located at the northeast and southwest corners of the intersection of West 6th Avenue and Nebraska Street. The City anticipates investing approximately \$710,000 over the lifetime of the TID for development incentives and to facilitate rehabilitation of the mill structure and addition of a brewpub, restaurant, office and parking lot in the District.

Strategic Plan Goals

- *Assist businesses to remain in, expand or relocate to Oshkosh
- *Support redevelopment opportunities throughout the city

2024 Accomplishments

- *Continued Pay-Go payment.

2025 Goals

- *Continue Pay-Go payment.

Revenues by Source

Name	FY2023 YTD Actual	FY2024 Budget: Amended	FY2024 YTD Actual	FY2024 Projected	FY2025 Budgeted	FY2024 Budget: Amended vs. FY2025 Budgeted (% Change)	FY2024 Budget: Amended vs. FY2025 Budgeted (\$ Change)
Revenue Source							
Taxes and Special Assessments							
4102 - GENERAL PROPERTY TAX-CITY	\$14,742	\$15,200	\$15,408	\$15,400	\$12,000	-21.1%	-\$3,200
Total Taxes and Special Assessments:	\$14,742	\$15,200	\$15,408	\$15,400	\$12,000	-21.1%	-\$3,200
Total Revenue Source:	\$14,742	\$15,200	\$15,408	\$15,400	\$12,000	-21.1%	-\$3,200

Expenditures by Expense Type

Name	FY2023 YTD Actual	FY2024 Budget: Amended	FY2024 YTD Actual	FY2024 Projected	FY2025 Budgeted	FY2024 Budget: Amended vs. FY2025 Budgeted (% Change)	FY2024 Budget: Amended vs. FY2025 Budgeted (\$ Change)
Expense Objects							
Operating							
6412 - CONTRACTUAL AGREEMENT PYMNTS	\$13,266	\$15,000	\$0	\$13,900	\$11,000	-26.7%	-\$4,000
6452 - LICENSE & PERMITS	\$150	\$200	\$150	\$150	\$150	-25%	-\$50
Total Operating:	\$13,416	\$15,200	\$150	\$14,050	\$11,150	-26.6%	-\$4,050
Total Expense Objects:	\$13,416	\$15,200	\$150	\$14,050	\$11,150	-26.6%	-\$4,050



TIF 33 - Lamico Redevelopment 0519-1040

Department: Community Development Department
Fund Type: Capital Project Fund,
Non-Major Fund
Category: TIF District Redevelopment
Contact Person: Kelly Nieforth,
Director of Community Development

Mission Statement

TID #33 was created in 2017 to assist with the removal of blighted and functionally obsolete structures from the Lamico complex and environmental remediation costs to allow for construction of "Annex 71," a 140-unit multifamily residential complex oriented towards student housing. The district is a 5.5 acre blighted area located on Marion Road opposite The Rivers Senior Living apartments. The City anticipates investing approximately \$4,450,000 over the lifetime of the TID for development incentives, to facilitate clean up and redevelopment of the site, installation of cul-de-sacs on Dawes Street and Riverway Drive, and Riverwalk improvements within the District.

Strategic Plan Goals

- *Develop infrastructure needed to support business and residential development
- *Support redevelopment opportunities throughout the city

2024 Accomplishments

- *Continued Pay-Go payment.

2025 Goals

- *Continue Pay-Go payment.
- *Utilize TID funds for CIP projects.

Revenues by Source

Name	FY2023 YTD Actual	FY2024 Budget: Amended	FY2024 YTD Actual	FY2024 Projected	FY2025 Budgeted	FY2024 Budget: Amended vs. FY2025 Budgeted (% Change)	FY2024 Budget: Amended vs. FY2025 Budgeted (\$ Change)
Revenue Source							
Taxes and Special Assessments							
4102 - GENERAL PROPERTY TAX-CITY	\$311,083	\$292,400	\$322,655	\$322,700	\$230,000	-21.3%	-\$62,400
Total Taxes and Special Assessments:	\$311,083	\$292,400	\$322,655	\$322,700	\$230,000	-21.3%	-\$62,400
Total Revenue Source:	\$311,083	\$292,400	\$322,655	\$322,700	\$230,000	-21.3%	-\$62,400

Expenditures by Expense Type

Name	FY2023 YTD Actual	FY2024 Budget: Amended	FY2024 YTD Actual	FY2024 Projected	FY2025 Budgeted	FY2024 Budget: Amended vs. FY2025 Budgeted (% Change)	FY2024 Budget: Amended vs. FY2025 Budgeted (\$ Change)
Expense Objects							
Operating							
6412 - CONTRACTUAL AGREEMENT PYMNTS	\$233,277	\$230,000	\$0	\$241,900	\$220,000	-4.3%	-\$10,000
6452 - LICENSE & PERMITS	\$150	\$200	\$150	\$150	\$150	-25%	-\$50
Total Operating:	\$233,427	\$230,200	\$150	\$242,050	\$220,150	-4.4%	-\$10,050
Total Expense Objects:	\$233,427	\$230,200	\$150	\$242,050	\$220,150	-4.4%	-\$10,050



TIF 34 - Oshkosh Corporation Headquarters 0580-1040

Department: Community Development Department

Fund Type: Capital Project Fund,
Non-Major Fund

Category: TIF District Redevelopment
Contact Person: Kelly Nieforth,
Director of Community Development

Mission Statement

TID #34 wTID #34 was created in 2018 to facilitate the construction of Oshkosh Corporation's global headquarters. The district is an industrial district comprised of 32.80 acres near Lakeshore Park. The City anticipates investing approximately \$12,240,000 over the lifetime of the TID for development incentives and public infrastructure improvements. The project is expected to result in the retention of 450 jobs and the creation of up to 200 additional jobs over time.

Strategic Plan Goals

*Continue to support business retention and expansion, attraction, and entrepreneurship

*Support redevelopment opportunities throughout the city

*Assist businesses to remain in, expand or relocate to Oshkosh

2024 Accomplishments

*Continued Pay-Go Payment.

2025 Goals

*Continue Pay-Go Payment.

Revenues by Source

Name	FY2023 YTD Actual	FY2024 Budget: Amended	FY2024 YTD Actual	FY2024 Projected	FY2025 Budgeted	FY2024 Budget: Amended vs. FY2025 Budgeted (% Change)	FY2024 Budget: Amended vs. FY2025 Budgeted (\$ Change)
Revenue Source							
Taxes and Special Assessments							
4102 - GENERAL PROPERTY TAX-CITY	\$1,132,590	\$1,200,000	\$1,151,093	\$115,200	\$1,200,000	0%	\$0
Total Taxes and Special Assessments:	\$1,132,590	\$1,200,000	\$1,151,093	\$115,200	\$1,200,000	0%	\$0
Total Revenue Source:	\$1,132,590	\$1,200,000	\$1,151,093	\$115,200	\$1,200,000	0%	\$0

Expenditures by Expense Type

Name	FY2023 YTD Actual	FY2024 Budget: Amended	FY2024 YTD Actual	FY2024 Projected	FY2025 Budgeted	FY2024 Budget: Amended vs. FY2025 Budgeted (% Change)	FY2024 Budget: Amended vs. FY2025 Budgeted (\$ Change)
Expense Objects							
Operating							
6412 - CONTRACTUAL AGREEMENT PYMNTS	\$1,132,420	\$1,200,000	\$0	\$115,900	\$1,200,000	0%	\$0
6452 - LICENSE & PERMITS	\$150	\$200	\$150	\$150	\$150	-25%	-\$50
Total Operating:	\$1,132,570	\$1,200,200	\$150	\$116,050	\$1,200,150	0%	-\$50
Total Expense Objects:	\$1,132,570	\$1,200,200	\$150	\$116,050	\$1,200,150	0%	-\$50



TIF 35 - Oshkosh Avenue Corridor 0581-1040

Department: Community Development Department

Fund Type: Capital Project Fund,
Non-Major Fund

Category: TIF District Redevelopment
Contact Person: Kelly Nieforth,
Director of Community Development

Mission Statement

TID #35 was created in 2018 to facilitate redevelopment along the Oshkosh Avenue corridor due to the construction of Oshkosh Corporation's global headquarters. The 65.56 acre district is in need of rehabilitation or conservation and is located along Oshkosh Avenue between Interstate 41 and the Fox River. The City anticipates investing approximately \$12,250,000 over the lifetime of the TID for public infrastructure improvements.

Strategic Plan Goals

- *Assist businesses to remain in, expand or relocate to Oshkosh
- *Support redevelopment opportunities throughout the city

2024 Accomplishments

- *Continued to increase cash balance for Oshkosh Avenue corridor improvements.
- *Started design on the Oshkosh Ave/Sawyer Street intersection reconstruction.

2025 Goals

- *Continue to increase cash balance for Oshkosh Avenue corridor improvements
- *Continue to promote private investment along the Oshkosh Avenue corridor
- *Start design on the Oshkosh Ave/Sawyer Street intersection reconstruction

Revenues by Source

Name	FY2023 YTD Actual	FY2024 Budget: Amended	FY2024 YTD Actual	FY2024 Projected	FY2025 Budgeted	FY2024 Budget: Amended vs. FY2025 Budgeted (% Change)	FY2024 Budget: Amended vs. FY2025 Budgeted (\$ Change)
Revenue Source							
Taxes and Special Assessments							
4102 - GENERAL PROPERTY TAX-CITY	\$624,273	\$650,000	\$764,865	\$764,900	\$590,000	-9.2%	-\$60,000
Total Taxes and Special Assessments:	\$624,273	\$650,000	\$764,865	\$764,900	\$590,000	-9.2%	-\$60,000
Total Revenue Source:	\$624,273	\$650,000	\$764,865	\$764,900	\$590,000	-9.2%	-\$60,000

Expenditures by Expense Type

Name	FY2023 YTD Actual	FY2024 Budget: Amended	FY2024 YTD Actual	FY2024 Projected	FY2025 Budgeted	FY2024 Budget: Amended vs. FY2025 Budgeted (% Change)	FY2024 Budget: Amended vs. FY2025 Budgeted (\$ Change)
Expense Objects							
Operating							
6412 - CONTRACTUAL AGREEMENT PYMNTS	\$0	\$0	\$0	\$0	\$160,000	N/A	\$160,000
6452 - LICENSE & PERMITS	\$150	\$200	\$150	\$150	\$150	-25%	-\$50
Total Operating:	\$150	\$200	\$150	\$150	\$160,150	79,975%	\$159,950
Capital Outlay							
7216 - LAND IMPROVEMENT	\$4,583	\$18,067	\$0	\$0	\$0	-100%	-\$18,067
Total Capital Outlay:	\$4,583	\$18,067	\$0	\$0	\$0	-100%	-\$18,067
Total Expense Objects:	\$4,733	\$18,267	\$150	\$150	\$160,150	776.7%	\$141,883



TIF 36 - Merge Redevelopment 0582-1040

Department: Community Development Department
Fund Type: Capital Project Fund,
Non-Major Fund
Category: TIF District Redevelopment
Contact Person: Kelly Nieforth,
Director of Community Development

Mission Statement

TID #36 was created in 2019 to facilitate development of a mixed-use project consisting of 240 residential units and approximately 39,000 square feet of commercial space. The 5.82 acre blighted area district consists of three parcels owned by the Redevelopment Authority on Marion Road and Jackson Street. The City anticipates investing approximately \$10,000,000 in development incentive principal and interest for Merge Urban Development Group.

Strategic Plan Goals

- *Develop infrastructure needed to support business and residential development
- *Support redevelopment opportunities throughout the city

2024 Accomplishments

- *Continued Pay-Go payments.
- *Worked with the developers on the next phase of development.
- *Mackson Corners opened.

2025 Goals

- *Continue Pay-Go payments.
- *Assist with the next phase of development.

Revenues by Source

Name	FY2023 YTD Actual	FY2024 Budget: Amended	FY2024 YTD Actual	FY2024 Projected	FY2025 Budgeted	FY2024 Budget: Amended vs. FY2025 Budgeted (% Change)	FY2024 Budget: Amended vs. FY2025 Budgeted (\$ Change)
Revenue Source							
Taxes and Special Assessments							
4102 - GENERAL PROPERTY TAX-CITY	\$204,963	\$322,200	\$345,387	\$345,400	\$422,000	31%	\$99,800
Total Taxes and Special Assessments:	\$204,963	\$322,200	\$345,387	\$345,400	\$422,000	31%	\$99,800
Total Revenue Source:	\$204,963	\$322,200	\$345,387	\$345,400	\$422,000	31%	\$99,800

Expenditures by Expense Type

Name	FY2023 YTD Actual	FY2024 Budget: Amended	FY2024 YTD Actual	FY2024 Projected	FY2025 Budgeted	FY2024 Budget: Amended vs. FY2025 Budgeted (% Change)	FY2024 Budget: Amended vs. FY2025 Budgeted (\$ Change)
Expense Objects							
Operating							
6403 - PS - LEGAL/ATTORNEY FEES	\$300	\$0	\$0	\$0	\$0	0%	\$0
6412 - CONTRACTUAL AGREEMENT PYMNTS	\$184,439	\$300,000	\$0	\$310,800	\$315,000	5%	\$15,000
6452 - LICENSE & PERMITS	\$150	\$200	\$150	\$150	\$150	-25%	-\$50
Total Operating:	\$184,889	\$300,200	\$150	\$310,950	\$315,150	5%	\$14,950
Total Expense Objects:	\$184,889	\$300,200	\$150	\$310,950	\$315,150	5%	\$14,950



TIF 37 - Aviation Plaza 0583-1040

Department: Community Development Department
Fund Type: Capital Project Fund,
Non-Major Fund
Category: TIF District Redevelopment
Contact Person: Kelly Nieforth,
Director of Community Development

Mission Statement

TID 37 was created in 2019 and consists of five parcels collectively referred to as the Aviation Plaza Center. The 27-acre district is located northwest of the intersection of Westn South Park Avenue and South Koeller Street abutting Interstate 41. Mineshaft Oshkosh LLC, Extreme Customs LLC, and Rogan's Shoes submitted a plan to redevelop the properties located within the district that included construction of the Mineshaft restaurant and family entertainment facility and renovation of the existing commercial building. A portion of the renovated building would continue to be occupied by Rogan's Shoes with the remainder occupied by Extreme Customs. The City anticipates investing approximately \$4,840,000 over the lifetime of the TID for development incentives and public infrastructure improvements within the District.

Strategic Plan Goals

- *Assist businesses to remain in, expand or relocate to Oshkosh
- *Support redevelopment opportunities through the City

2024 Accomplishments

- *Continued Pay-Go payments.

2025 Goals

- *Continue Pay-Go payments.

Revenues by Source

Name	FY2023 YTD Actual	FY2024 Budget: Amended	FY2024 YTD Actual	FY2024 Projected	FY2025 Budgeted	FY2024 Budget: Amended vs. FY2025 Budgeted (% Change)	FY2024 Budget: Amended vs. FY2025 Budgeted (\$ Change)
Revenue Source							
Taxes and Special Assessments							
4102 - GENERAL PROPERTY TAX-CITY	\$234,799	\$235,000	\$250,973	\$250,100	\$167,000	-28.9%	-\$68,000
Total Taxes and Special Assessments:	\$234,799	\$235,000	\$250,973	\$250,100	\$167,000	-28.9%	-\$68,000
Total Revenue Source:	\$234,799	\$235,000	\$250,973	\$250,100	\$167,000	-28.9%	-\$68,000

Expenditures by Expense Type

Name	FY2023 YTD Actual	FY2024 Budget: Amended	FY2024 YTD Actual	FY2024 Projected	FY2025 Budgeted	FY2024 Budget: Amended vs. FY2025 Budgeted (% Change)	FY2024 Budget: Amended vs. FY2025 Budgeted (\$ Change)
Expense Objects							
Operating							
6412 - CONTRACTUAL AGREEMENT PYMNTS	\$211,287	\$215,000	\$0	\$225,900	\$150,000	-30.2%	-\$65,000
6452 - LICENSE & PERMITS	\$150	\$200	\$150	\$150	\$150	-25%	-\$50
Total Operating:	\$211,437	\$215,200	\$150	\$226,050	\$150,150	-30.2%	-\$65,050
Total Expense Objects:	\$211,437	\$215,200	\$150	\$226,050	\$150,150	-30.2%	-\$65,050



TIF 38 - Pioneer Redevelopment 0584-1040

Department: Community Development Department
Fund Type: Capital Project Fund,
Non-Major Fund
Category: TIF District Redevelopment
Contact Person: Kelly Nieforth,
Director of Community Development

Mission Statement

TID 38 is a blighted 20-acre district created in 2019 for the redevelopment of Pioneer Island, the adjacent Pioneer Marina, and the adjoining City and State-owned lands. The Pioneer Inn Resort was constructed and began operations on the island in 1965. In 2004, the resort owner partially demolished the existing hotel with plans to rebuild, but the resort closed in 2005 after those plans did not proceed. Since that time, the Pioneer Marina has continued to operate but the site has otherwise remained idle and underutilized. In 2019, the remaining portion of the resort building and other structures were razed. The City desires to see this high profile, and currently blighted, site redeveloped and will consider providing appropriate public investment in the project based on final approved development plans. Specific costs to be funded via this district will be determined at the time redevelopment plans are approved and will be set forth in accompanying development agreements.

Strategic Plan Goals

- *Develop infrastructure and resources needed to support housing and workforce development
- *Support redevelopment opportunities throughout the city

2024 Accomplishments

- *Continued to work with potential developers.
- *Started riverwalk design in District.

2025 Goals

- *Continue to work with potential developers.

Revenues by Source

Name	FY2023 YTD Actual	FY2024 Budget: Amended	FY2024 YTD Actual	FY2024 Projected	FY2025 Budgeted	FY2024 Budget: Amended vs. FY2025 Budgeted (% Change)	FY2024 Budget: Amended vs. FY2025 Budgeted (\$ Change)
Revenue Source							
Taxes and Special Assessments							
4102 - GENERAL PROPERTY TAX-CITY	\$10,035	\$11,000	\$14,777	\$14,800	\$11,000	0%	\$0
Total Taxes and Special Assessments:	\$10,035	\$11,000	\$14,777	\$14,800	\$11,000	0%	\$0
Total Revenue Source:	\$10,035	\$11,000	\$14,777	\$14,800	\$11,000	0%	\$0

Expenditures by Expense Type

Name	FY2023 YTD Actual	FY2024 Budget: Amended	FY2024 YTD Actual	FY2024 Projected	FY2025 Budgeted	FY2024 Budget: Amended vs. FY2025 Budgeted (% Change)	FY2024 Budget: Amended vs. FY2025 Budgeted (\$ Change)
Expense Objects							
Operating							
6452 - LICENSE & PERMITS	\$150	\$200	\$150	\$150	\$150	-25%	-\$50
Total Operating:	\$150	\$200	\$150	\$150	\$150	-25%	-\$50
Total Expense Objects:	\$150	\$200	\$150	\$150	\$150	-25%	-\$50



TIF 39 - Cabrini School Redevelopment 0585-1040

Department: Community Development Department
Fund Type: Capital Project Fund,
Non-Major Fund
Category: TIF District Redevelopment
Contact Person: Kelly Nleforth,
Director of Community Development

Mission Statement

TID 39 was created in 2019 to support rehabilitation of the former St. Francis Cabrini School for use as low-income senior apartments. The proposed project for the 1.28 acre district includes construction of approximately 35 apartment units, 26 single car garage units, and surface parking. The project is financed with a combination of low-income housing tax credits, historic tax credits, CDBG funds, and development incentive. The City anticipates investing approximately \$582,500 for development incentive and administrative expenses.

Strategic Plan Goals

- *Support redevelopment opportunities throughout the City.
- *Develop infrastructure and resources needed to support housing and workforce development.

2024 Accomplishments

- *Started Pay-Go payments.

2025 Goals

- *Continue Pay-Go payments.

Revenues by Source

Name	FY2023 YTD Actual	FY2024 Budget: Amended	FY2024 YTD Actual	FY2024 Projected	FY2025 Budgeted	FY2024 Budget: Amended vs. FY2025 Budgeted (% Change)	FY2024 Budget: Amended vs. FY2025 Budgeted (\$ Change)
Revenue Source							
Taxes and Special Assessments							
4102 - GENERAL PROPERTY TAX-CITY	\$24,170	\$25,000	\$39,946	\$40,000	\$44,000	76%	\$19,000
Total Taxes and Special Assessments:	\$24,170	\$25,000	\$39,946	\$40,000	\$44,000	76%	\$19,000
Total Revenue Source:	\$24,170	\$25,000	\$39,946	\$40,000	\$44,000	76%	\$19,000

Expenditures by Expense Type

Name	FY2023 YTD Actual	FY2024 Budget: Amended	FY2024 YTD Actual	FY2024 Projected	FY2025 Budgeted	FY2024 Budget: Amended vs. FY2025 Budgeted (% Change)	FY2024 Budget: Amended vs. FY2025 Budgeted (\$ Change)
Expense Objects							
Operating							
6412 - CONTRACTUAL AGREEMENT PYMNTS	\$0	\$24,000	\$0	\$36,000	\$35,000	45.8%	\$11,000
6452 - LICENSE & PERMITS	\$150	\$200	\$150	\$150	\$150	-25%	-\$50
Total Operating:	\$150	\$24,200	\$150	\$36,150	\$35,150	45.2%	\$10,950
Total Expense Objects:	\$150	\$24,200	\$150	\$36,150	\$35,150	45.2%	\$10,950



TIF 40 - Miles Kimball Redevelopment 0586-1040

Department: Community Development Department
Fund Type: Capital Project Fund,
Non-Major Fund
Category: TIF District Redevelopment
Contact Person: Kelly Nieforth,
Director of Community Development

Mission Statement

TID #40 was created in 2021 to facilitate the rehabilitation and conservation of a 24,660 square foot industrial building that was constructed in 1904 and later utilized by the Miles Kimball company. The existing structure will be redeveloped for use as a 28-unit market rate multi-family building. The 0.83 acre district is located at the northwest corner of West 9th Avenue and South Main Street. The City anticipates investing approximately \$1,834,000 over the lifetime of the TID for development incentives and any required public improvements.

Strategic Plan Goals

- *Develop infrastructure and resources needed to support housing and workforce development
- *Support redevelopment opportunities throughout the city

2024 Accomplishments

- *Finished rehabilitation of building and site.

2025 Goals

- *Continue Pay-Go payments.

Revenues by Source

Name	FY2023 YTD Actual	FY2024 Budget: Amended	FY2024 YTD Actual	FY2024 Projected	FY2025 Budgeted	FY2024 Budget: Amended vs. FY2025 Budgeted (% Change)	FY2024 Budget: Amended vs. FY2025 Budgeted (\$ Change)
Revenue Source							
Taxes and Special Assessments							
4102 - GENERAL PROPERTY TAX-CITY							
GENERAL PROPERTY TAX-CITY	\$414	\$6,000	\$23,612	\$23,600	\$30,000	400%	\$24,000
Total 4102 - GENERAL PROPERTY TAX-CITY:	\$414	\$6,000	\$23,612	\$23,600	\$30,000	400%	\$24,000
Total Taxes and Special Assessments:	\$414	\$6,000	\$23,612	\$23,600	\$30,000	400%	\$24,000
Total Revenue Source:	\$414	\$6,000	\$23,612	\$23,600	\$30,000	400%	\$24,000

Expenditures by Expense Type

Name	FY2023 YTD Actual	FY2024 Budget: Amended	FY2024 YTD Actual	FY2024 Projected	FY2025 Budgeted	FY2024 Budget: Amended vs. FY2025 Budgeted (% Change)	FY2024 Budget: Amended vs. FY2025 Budgeted (\$ Change)
Expense Objects							
Operating							
6412 - CONTRACTUAL AGREEMENT PYMNTS	\$4,200	\$4,500	\$0	\$21,000	\$27,000	500%	\$22,500
6452 - LICENSE & PERMITS	\$180	\$200	\$150	\$150	\$150	-25%	-\$50
Total Operating:	\$4,380	\$4,700	\$150	\$21,150	\$27,150	477.7%	\$22,450
Total Expense Objects:	\$4,380	\$4,700	\$150	\$21,150	\$27,150	477.7%	\$22,450



TIF 41 - Smith School Redevelopment (0587-1040)

Department: Community Development Department
Fund Type: Capital Project Fund,
Non-Major Fund
Category: TIF District Redevelopment
Contact Person: Kelly Nieforth,
Director of Community Development

Mission Statement

TIF #41 was created in 2021 to facilitate the rehabilitation of the former Smith Elementary School structure located at 1745 Oregon Street for use as low-income apartments. The City anticipates investing approximately \$1,647,000 over the lifetime of the TID for development incentives and administrative costs.

Strategic Plan Goals

- *Develop infrastructure and resources needed to support housing and workforce development
- *Support redevelopment opportunities throughout the City

2024 Accomplishments

- *Started Pay-Go payments.

2025 Goals

- *Continue Pay-Go payments.

Expenditures by Expense Type

Name	FY2023 YTD Actual	FY2024 Budget: Amended	FY2024 YTD Actual	FY2024 Projected	FY2025 Budgeted	FY2024 Budget: Amended vs. FY2025 Budgeted (% Change)	FY2024 Budget: Amended vs. FY2025 Budgeted (\$ Change)
Expense Objects							
Operating							
6403 - PS - LEGAL/ATTORNEY FEES	\$0	\$1,000	\$0	\$0	\$0	-100%	-\$1,000
6412 - CONTRACTUAL AGREEMENT PYMNTS	\$0	\$10,000	\$0	\$10,100	\$10,000	0%	\$0
6452 - LICENSE & PERMITS	\$150	\$200	\$150	\$150	\$150	-25%	-\$50
Total Operating:	\$150	\$11,200	\$150	\$10,250	\$10,150	-9.4%	-\$1,050
Total Expense Objects:	\$150	\$11,200	\$150	\$10,250	\$10,150	-9.4%	-\$1,050



TIF 42 - Morgan Crossing Phase II (0588-1040)

Department: Community Development Department
Fund Type: Capital Project Fund,
Non-Major Fund
Category: TIF District Redevelopment
Contact Person: Kelly Nieforth,
Director of Community Development

Mission Statement

TIF #42 was created in 2022 to facilitate the construction of a 5-story 83-unit multi-family building located at the southwest corner of Pearl Avenue and Riverway Drive. The City anticipates investing approximately \$2,467,000 over the lifetime of the TID for development incentives, public infrastructure, interest expense related to projected advances, and administrative costs.

Strategic Plan Goals

- *Develop infrastructure and resources needed to support housing and workforce development
- *Support redevelopment opportunities throughout the City

2024 Accomplishments

- *Continue to negotiate the terms of the Development Agreement with the developer.

2025 Goals

- *Start construction of an apartment building.

Revenues by Source

Name	FY2023 YTD Actual	FY2024 Budget: Amended	FY2024 YTD Actual	FY2024 Projected	FY2025 Budgeted	FY2024 Budget: Amended vs. FY2025 Budgeted (% Change)	FY2024 Budget: Amended vs. FY2025 Budgeted (\$ Change)
Revenue Source							
Taxes and Special Assessments							
4102 - GENERAL PROPERTY TAX-CITY							
GENERAL PROPERTY TAX-CITY	\$0	\$0	\$424	\$500	\$500	N/A	\$500
Total 4102 - GENERAL PROPERTY TAX-CITY:	\$0	\$0	\$424	\$500	\$500	N/A	\$500
Total Taxes and Special Assessments:	\$0	\$0	\$424	\$500	\$500	N/A	\$500
Total Revenue Source:	\$0	\$0	\$424	\$500	\$500	N/A	\$500

Expenditures by Expense Type

Name	FY2023 YTD Actual	FY2024 Budget: Amended	FY2024 YTD Actual	FY2024 Projected	FY2025 Budgeted	FY2024 Budget: Amended vs. FY2025 Budgeted (% Change)	FY2024 Budget: Amended vs. FY2025 Budgeted (\$ Change)
Expense Objects							
Operating							
6452 - LICENSE & PERMITS	\$150	\$200	\$150	\$150	\$150	-25%	-\$50
Total Operating:	\$150	\$200	\$150	\$150	\$150	-25%	-\$50
Total Expense Objects:	\$150	\$200	\$150	\$150	\$150	-25%	-\$50



TIF 43 Mill on Main Ph 1, LLC (0589-1040)

Department: Community Development Department
Fund Type: Capital Project Fund,
Non-Major Fund
Category: TIF District Redevelopment
Contact Person: Kelly Nieforth,
Director of Community Development

Mission Statement

TIF #43 was created in August 2022 for a mixed-use redevelopment project located on the Fox River generally east of South Main Street, north of East 9th Avenue and west of Pioneer Drive in the Sawdust District. The project includes 296 residential units, approximately 19,375 square feet of commercial space, together with underground and surface parking and other infrastructure and site improvements. The project will be constructed in three phases. The City's TIF obligation is estimated to be twenty-seven (27) years long and the TIF payment shall not exceed approximately \$20 million or 25% of the total project costs.

Strategic Plan Goals

- *Develop infrastructure and resources needed to support housing and workforce development
- *Support redevelopment opportunities throughout the City

2024 Accomplishments

- *Negotiate the terms of and Amendment of the Development Agreement with the developer.

2025 Goals

- *Continue construction on the development.

Expenditures by Expense Type

Name	FY2023 YTD Actual	FY2024 Budget: Amended	FY2024 YTD Actual	FY2024 Projected	FY2025 Budgeted	FY2024 Budget: Amended vs. FY2025 Budgeted (% Change)	FY2024 Budget: Amended vs. FY2025 Budgeted (\$ Change)
Expense Objects							
Operating							
6412 - CONTRACTUAL AGREEMENT PYMNTS	\$7,310	\$0	\$30	\$0	\$0	0%	\$0
6452 - LICENSE & PERMITS	\$150	\$150	\$150	\$150	\$150	0%	\$0
7470 - TSF TO OTHER	\$32,094	\$0	\$0	\$0	\$0	0%	\$0
Total Operating:	\$39,554	\$150	\$180	\$150	\$150	0%	\$0
Capital Outlay							
7216 - LAND IMPROVEMENT	\$0	\$400,000	\$0	\$0	\$0	-100%	-\$400,000
Total Capital Outlay:	\$0	\$400,000	\$0	\$0	\$0	-100%	-\$400,000
Total Expense Objects:	\$39,554	\$400,150	\$180	\$150	\$150	-100%	-\$400,000



Debt Service Fund 0401-0074

Department: Finance Department
Fund Type: Debt Service Fund,
Major Fund
Category: Debt Service
Contact Person: Julie Calmes
Director of Finance

Revenues by Source

Name	FY2023 YTD Actual	FY2024 Budget: Amended	FY2024 YTD Actual	FY2024 Projected	FY2025 Budgeted	FY2024 Budget: Amended vs. FY2025 Budgeted (% Change)	FY2024 Budget: Amended vs. FY2025 Budgeted (\$ Change)
Revenue Source							
Taxes and Special Assessments							
4102 - GENERAL PROPERTY TAX-CITY	\$13,277,100	\$13,897,400	\$13,897,400	\$13,897,400	\$13,400,000	-3.6%	-\$497,400
Total Taxes and Special Assessments:	\$13,277,100	\$13,897,400	\$13,897,400	\$13,897,400	\$13,400,000	-3.6%	-\$497,400
Miscellaneous Income							
4908 - INTEREST-OTHER INVESTMENTS	\$372,601	\$750,000	\$921,766	\$350,000	\$250,000	-66.7%	-\$500,000
Total Miscellaneous Income:	\$372,601	\$750,000	\$921,766	\$350,000	\$250,000	-66.7%	-\$500,000
Other Financing							
5302 - PROCEEDS FROM SALE OF BONDS	\$14,213	\$0	\$0	\$0	\$0	0%	\$0
5310 - PREMIUM/GAIN ON DEBT REFINANCE	\$453,970	\$0	\$0	\$0	\$0	0%	\$0
Total Other Financing:	\$468,183	\$0	\$0	\$0	\$0	0%	\$0
Transfers							
5299 - TSF FROM OTHER FUNDS	\$2,000,000	\$0	\$0	\$0	\$0	0%	\$0
Total Transfers:	\$2,000,000	\$0	\$0	\$0	\$0	0%	\$0
Total Revenue Source:	\$16,117,884	\$14,647,400	\$14,819,166	\$14,247,400	\$13,650,000	-6.8%	-\$997,400

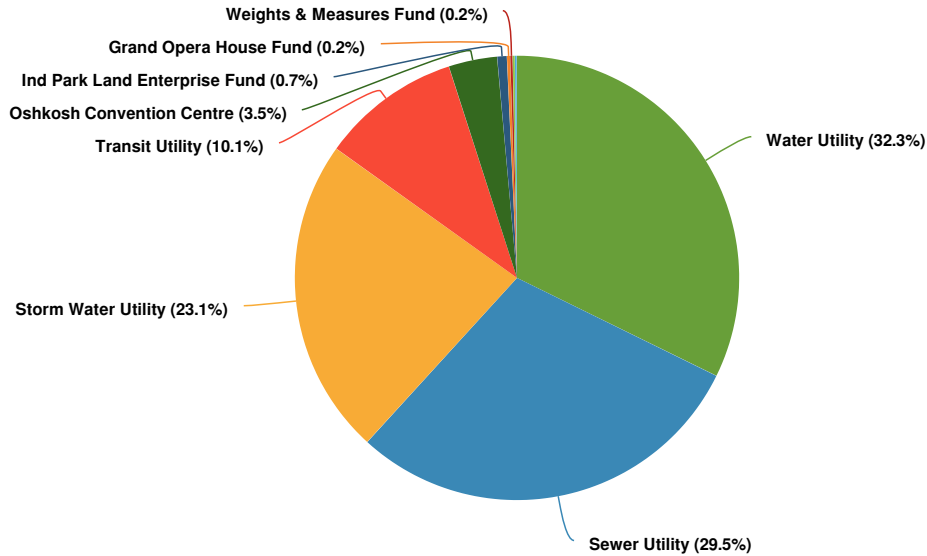
Expenditures by Expense Type

Name	FY2023 YTD Actual	FY2024 Budget: Amended	FY2024 YTD Actual	FY2024 Projected	FY2025 Budgeted	FY2024 Budget: Amended vs. FY2025 Budgeted (% Change)	FY2024 Budget: Amended vs. FY2025 Budgeted (\$ Change)
Expense Objects							
Operating							
6702 - PRINCIPAL- BONDS	\$9,335,000	\$5,735,000	\$1,860,000	\$5,735,000	\$5,810,000	1.3%	\$75,000
6705 - PRINCIPAL- NOTES	\$1,962,292	\$5,273,600	\$2,143,526	\$5,273,600	\$5,534,000	-8.3%	-\$438,600
6721 - INTEREST EXPENSE	\$4,133,345	\$3,633,800	\$1,911,661	\$3,633,800	\$3,850,000	10.6%	\$386,200
6725 - BOND DISCOUNT & COST	\$63,266	\$0	\$0	\$0	\$0	0%	\$0
6729 - BOND ISSUE	\$61,965	\$0	\$0	\$0	\$0	0%	\$0
6730 - BOND SERVICE FEES	\$5,500	\$5,000	\$500	\$5,000	\$6,000	0%	\$0
7470 - TSF TO OTHER	\$16,000,500	\$0	\$0	\$0	\$0	0%	\$0
Total Operating:	\$31,561,868	\$14,647,400	\$5,915,688	\$14,647,400	\$15,200,000	0.2%	\$22,600
Total Expense Objects:	\$31,561,868	\$14,647,400	\$5,915,688	\$14,647,400	\$15,200,000	0.2%	\$22,600



Revenue by Fund

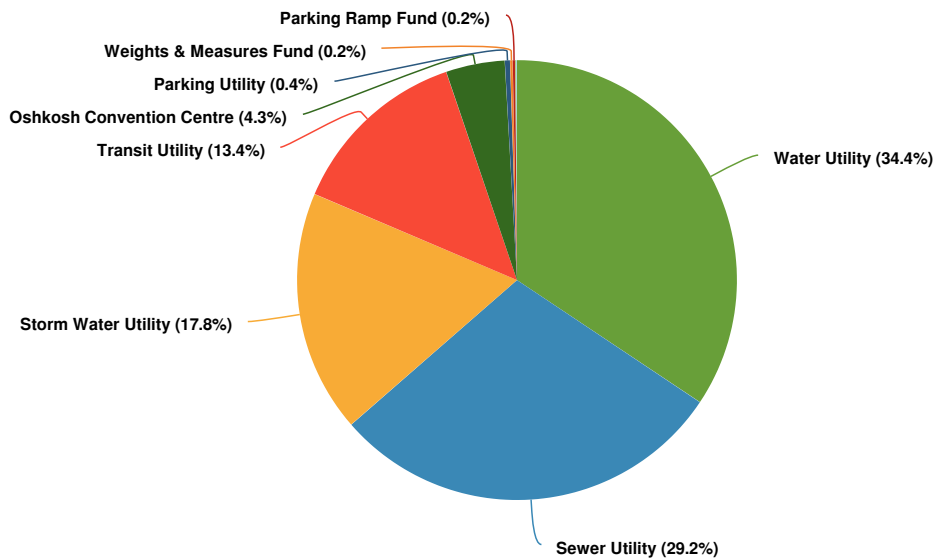
2025 Revenue by Fund



Name	FY2023 YTD Actual	FY2024 Budget: Amended	FY2024 YTD Actual	FY2024 Projected	FY2025 Budgeted	FY2024 Budget: Amended vs. FY2025 Budgeted (% Change)	FY2024 Budget: Amended vs. FY2025 Budgeted (\$ Change)
Grand Opera House Fund	-\$3,815	\$36,900	\$0	\$36,900	\$170,000	360.7%	\$133,100
Oshkosh Convention Centre	\$2,726,995	\$2,515,900	\$673,422	\$2,097,800	\$2,557,900	1.7%	\$42,000
Parking Ramp Fund	\$138,233	\$110,000	\$9,416	\$70,000	\$120,000	9.1%	\$10,000
Parking Utility	\$88,831	\$109,600	\$58,665	\$108,700	\$103,900	-5.2%	-\$5,700
Transit Utility	\$8,029,163	\$7,224,344	\$1,774,167	\$6,093,500	\$7,332,900	1.5%	\$108,556
Ind Park Land Enterprise Fund	-\$16,774	\$500,000	\$5,000	\$20,000	\$510,000	2%	\$10,000
Water Utility	\$18,748,820	\$18,709,400	\$9,722,857	\$20,757,100	\$23,330,000	24.7%	\$4,620,600
Sewer Utility	\$19,685,087	\$18,853,600	\$9,964,025	\$20,744,500	\$21,330,500	13.1%	\$2,476,900
Storm Water Utility	\$15,896,954	\$15,356,400	\$8,102,369	\$16,838,500	\$16,703,500	8.8%	\$1,347,100
Weights & Measures Fund	\$130,641	\$127,000	\$103,621	\$127,400	\$125,000	-1.6%	-\$2,000
Total:	\$65,424,135	\$63,543,144	\$30,413,541	\$66,894,400	\$72,283,700	13.8%	\$8,740,556

Expenditures by Fund

2025 Expenditures by Fund



Name	FY2023 YTD Actual	FY2024 Budget: Amended	FY2024 YTD Actual	FY2024 Projected	FY2025 Budgeted	FY2024 Budget: Amended vs. FY2025 Budgeted (% Change)	FY2024 Budget: Amended vs. FY2025 Budgeted (\$ Change)
Grand Opera House Fund	\$35,405	\$46,216	\$24,984	\$38,100	\$35,900	-22.3%	-\$10,316
Oshkosh Convention Centre	\$2,207,317	\$2,402,060	\$764,509	\$2,019,016	\$2,376,934	-1%	-\$25,126
Parking Ramp Fund	\$73,791	\$368,762	\$14,860	\$177,750	\$99,800	-72.9%	-\$268,962
Parking Utility	\$243,404	\$207,639	\$49,962	\$216,055	\$209,447	0.9%	\$1,808
Transit Utility	\$6,612,066	\$15,827,305	\$2,784,105	\$6,777,925	\$7,337,919	-53.6%	-\$8,489,386
Ind Park Land Enterprise Fund	\$29,167	\$32,600	\$3,711	\$29,700	\$30,700	-5.8%	-\$1,900
Water Utility	\$15,131,865	\$22,048,746	\$8,020,667	\$18,917,069	\$18,846,253	-14.5%	-\$3,202,493
Sewer Utility	\$14,634,628	\$16,640,655	\$6,803,219	\$15,348,730	\$16,022,759	-3.7%	-\$617,895
Storm Water Utility	\$8,428,183	\$10,420,005	\$4,010,641	\$9,445,356	\$9,766,377	-6.3%	-\$653,628
Weights & Measures Fund	\$96,480	\$109,568	\$44,947	\$96,438	\$106,037	-3.2%	-\$3,531
Total:	\$47,492,306	\$68,103,556	\$22,521,604	\$53,066,139	\$54,832,126	-19.5%	-\$13,271,430



Parking Utility 0509-1717

Department: Finance & Transportation Departments
Fund Type: Enterprise Fund,
Non-Major Fund
Contact Person: Jim Collins,
Director of Transportation

Mission Statement

The mission of the Parking Utility is to manage off-street public parking areas downtown and in the Oregon Street Business District for the benefit of our citizens and visitors, whether they are businesses, residences, customers, or employees.

Strategic Plan Goals

- *Improve and maintain our infrastructure
- *Support economic development

2024 Accomplishments

- *Reconstruct Sally Port, Fire Station 15, Irving Street storage and Spanbauer Field parking lots.
- *Parking policy analysis.

2025 Goals

- *Implement recommendations for 2024 parking policy analysis.

Personnel Positions

PARKING UTILITY 0509-1717			
PERSONNEL POSITIONS			
Position Title	Current Budgeted Employees	Current Actual Employees	2025 Proposed Employees
Account Clerk I	0.00	0.00	0.00
Account Clerk II (2)	0.20	0.20	0.20
Account Clerk III	0.10	0.10	0.10
TOTAL PERSONNEL	0.30	0.30	0.30

Revenues by Source

Name	FY2023 YTD Actual	FY2024 Budget: Amended	FY2024 YTD Actual	FY2024 Projected	FY2025 Budgeted	FY2024 Budget: Amended vs. FY2025 Budgeted (% Change)	FY2024 Budget: Amended vs. FY2025 Budgeted (\$ Change)
Revenue Source							
Miscellaneous Income							
4742 - PARKING FORFEITURES-ADMIN	\$7,355	\$15,000	\$136	\$12,000	\$10,000	-33.3%	-\$5,000
4745 - PAY STATION	\$1,184	\$2,200	\$1,869	\$3,500	\$2,200	0%	\$0
4746 - OVERNIGHT PARKING PERMITS	\$23,110	\$22,500	\$7,711	\$22,000	\$22,500	0%	\$0
4748 - PARKING STICKERS	\$31,419	\$48,000	\$24,767	\$41,000	\$40,000	-16.7%	-\$8,000
4750 - BID DISTRICT	\$0	\$0	\$2,582	\$0	\$0	0%	\$0
4760 - PARKING LEASES	\$0	\$0	\$0	\$5,000	\$5,000	N/A	\$5,000
4764 - CONVENTION CENTER NORTH LOT	\$12,240	\$12,500	\$12,240	\$12,200	\$12,200	-2.4%	-\$300
4769 - OTTER ST LOT	\$10,080	\$9,400	\$9,360	\$10,000	\$10,000	6.4%	\$600
4908 - INTEREST-OTHER INVESTMENTS	\$3,444	\$0	\$0	\$3,000	\$2,000	N/A	\$2,000
Total Miscellaneous Income:	\$88,831	\$109,600	\$58,665	\$108,700	\$103,900	-5.2%	-\$5,700
Total Revenue Source:	\$88,831	\$109,600	\$58,665	\$108,700	\$103,900	-5.2%	-\$5,700

Expenditures by Expense Type

Name	FY2023 YTD Actual	FY2024 Budget: Amended	FY2024 YTD Actual	FY2024 Projected	FY2025 Budgeted	FY2024 Budget: Amended vs. FY2025 Budgeted (% Change)	FY2024 Budget: Amended vs. FY2025 Budgeted (\$ Change)
Expense Objects							
Personnel Services							
6102 - REGULAR PAY	\$30,283	\$14,885	\$14,650	\$27,405	\$15,525	4.3%	\$640
6249 - MISCELLANEOUS PAY	\$0	\$487	\$0	\$243	\$509	4.5%	\$22
6302 - FICA - EMPLOYERS SHARE	\$2,209	\$1,151	\$1,069	\$2,040	\$1,189	3.3%	\$38
6304 - WISCONSIN RETIREMENT FUND	\$2,061	\$1,037	\$1,011	\$1,891	\$1,080	4.1%	\$43
6305 - WRS PENSION PRIOR SERVICE	\$1,433	\$1,400	\$716	\$1,400	\$1,400	0%	\$0
6306 - HEALTH INSURANCE	\$9,117	\$3,629	\$4,291	\$7,021	\$4,682	29%	\$1,053
6307 - HEALTH INSURANCE ADMIN FEE	\$0	\$0	\$0	\$0	\$1,030	N/A	\$1,030
6308 - DENTAL	\$599	\$281	\$275	\$494	\$288	2.5%	\$7
6310 - LIFE INSURANCE	\$57	\$39	\$30	\$60	\$44	12.8%	\$5
6320 - OTHER BENEFITS	-\$67	\$0	\$0	\$0	\$0	0%	\$0
6350 - GASB 68 PENSION EXPEN	\$23,873	\$1,500	\$0	\$1,500	\$1,500	0%	\$0
6360 - GASB 74 75 OPEB EXPENSE	-\$2,703	\$1,000	\$0	\$1,000	\$1,000	0%	\$0
Total Personnel Services:	\$66,860	\$25,409	\$22,042	\$43,055	\$28,247	11.2%	\$2,838
Operating							
6401 - PS - ENGINEER/SURVEY/APPRaisal	\$4,630	\$0	\$3,145	\$3,100	\$5,000	N/A	\$5,000
6402 - PS- AUDIT	\$1,296	\$1,200	\$1,300	\$1,500	\$1,500	25%	\$300
6411 - ADVERTISING/POSTAGE/PRINTING	\$0	\$100	\$85	\$100	\$100	0%	\$0
6415 - SUBSCRIPTION/LICENSING CNTRCTS	\$993	\$1,000	\$1,009	\$1,000	\$1,000	0%	\$0
6417 - 3RD PARTY CONTRACTED SERVICE	\$800	\$800	\$0	\$0	\$800	0%	\$0
6421 - EMPLOYEE TRAINING/DEVELOPMENT	\$47	\$0	\$0	\$0	\$0	0%	\$0
6434 - PROPERTY TAX EQUIVALENT	\$2,943	\$0	\$2,979	\$0	\$0	0%	\$0
6441 - RENTAL EXPENSE	\$0	\$5,200	\$0	\$0	\$2,000	-61.5%	-\$3,200
6455 - UTILITY EXPENSE	\$36,953	\$39,000	\$19,215	\$39,000	\$39,000	0%	\$0
6520 - OFFICE SUPPLIES	\$412	\$3,100	\$188	\$500	\$2,000	-35.5%	-\$1,100
6529 - NON-INV - SUPPLIES	\$1,832	\$2,000	\$0	\$2,000	\$2,000	0%	\$0
6540 - TRAFFIC/PAINT/SIGN MATERIAL	\$0	\$4,000	\$0	\$0	\$2,000	-50%	-\$2,000
6550 - MINOR EQUIPMENT	\$215	\$200	\$0	\$200	\$200	0%	\$0
6612 - DEPRECIATION	\$125,792	\$125,000	\$0	\$125,000	\$125,000	0%	\$0
6721 - INTEREST EXPENSE	\$630	\$630	\$0	\$600	\$600	-4.8%	-\$30
Total Operating:	\$176,544	\$182,230	\$27,920	\$173,000	\$181,200	-0.6%	-\$1,030
Total Expense Objects:	\$243,404	\$207,639	\$49,962	\$216,055	\$209,447	0.9%	\$1,808



Mission Statement

GO Transit's mission is to provide reliable, affordable, and accessible public transportation options to support our community's mobility needs.

Strategic Plan Goals

- *Support economic development
- *Improve and maintain infrastructure
- *Improve our quality of life assets

2024 Accomplishments

- *Installation of fire suppression system.
- *Implementation of recommendations from the Transit Development plan including improved interlining, enhanced routes extending our service area, and new fares.
- *Implemented WisGO, an electronic fare payment system with mobile and card reader options including far capping.

2025 Goals

- *Construction of Phase 2 of the Downtown Transit Center includes an additional platform, climate-controlled waiting area and public restrooms.
- *Procurement of paratransit software to improve the rider experience.
- *Procure two new heavy-duty buses.

Personnel Positions

TRANSIT UTILITY 0511-1728			
PERSONNEL POSITIONS			
Position Title	Current Budgeted Employees	Current Actual Employees	2025 Proposed Employees
Director of Transportation	1.00	1.00	1.00
Transit Operations Manager	1.00	1.00	1.00
Transit Operations Supervisor	1.00	1.00	1.00
Transport Mechanic & Maint. Mgr.	1.00	1.00	1.00
Management Analyst	1.00	1.00	1.00
Lead Mechanic Transit	1.00	1.00	1.00
Transit Mechanics	2.00	2.00	2.00
Shop Laborer	1.00	1.00	1.00
Transit Operator/Laborer	3.00	3.00	3.00
Administrative Assistant	1.00	1.00	1.00
Office Assitant	1.00	1.00	1.00
Transit Operators	18.00	18.00	18.00
Transit Operator/Sign	1.00	1.00	1.00
Regular Pay - Temp Employee (3)	Varies	Varies	Varies
TOTAL PERSONNEL	33.00	33.00	33.00

Revenues by Source

Name	FY2023 YTD Actual	FY2024 Budget: Amended	FY2024 YTD Actual	FY2024 Projected	FY2025 Budgeted	FY2024 Budget: Amended vs. FY2025 Budgeted (% Change)	FY2024 Budget: Amended vs. FY2025 Budgeted (\$ Change)
Revenue Source							
Taxes and Special Assessments							
4102 - GENERAL PROPERTY TAX-CITY	\$809,500	\$856,600	\$856,600	\$856,600	\$2,063,400	140.9%	\$1,206,800
Total Taxes and Special Assessments:	\$809,500	\$856,600	\$856,600	\$856,600	\$2,063,400	140.9%	\$1,206,800
Intergovernmental							
4207 - FEDERAL AID- UMTA	\$2,321,060	\$2,388,600	\$0	\$2,388,600	\$2,410,600	0.9%	\$22,000
4208 - FEDERAL AID- OTHER	\$1,948,114	\$1,219,944	\$0	\$0	\$0	-100%	-\$1,219,944
4222 - STATE AID- TRANSIT	\$1,185,575	\$1,181,500	\$331,391	\$1,181,500	\$1,191,900	0.9%	\$10,400
4242 - COUNTY AID- TRANSIT	\$534,947	\$539,200	\$147,825	\$556,900	\$556,900	3.3%	\$17,700
Total Intergovernmental:	\$5,989,696	\$5,329,244	\$479,216	\$4,127,000	\$4,159,400	-22%	-\$1,169,844
Miscellaneous Income							
4774 - PASSENGER FARES	\$68,966	\$55,000	\$19,451	\$55,000	\$264,000	380%	\$209,000
4775 - FAREBOX REVENUE - CITY	\$81,181	\$75,000	\$37,955	\$81,000	\$90,000	20%	\$15,000
4776 - FAREBOX REVENUE - OTHER	\$1,833	\$0	\$0	\$0	\$0	0%	\$0
4777 - TOKENS	\$5,789	\$7,000	\$2,014	\$4,700	\$7,000	0%	\$0
4778 - REDUCED PUNCH PASSES	\$5,835	\$4,500	\$2,460	\$4,500	\$0	-100%	-\$4,500
4779 - PUNCH PASSES	\$29,850	\$29,200	\$13,470	\$29,200	\$0	-100%	-\$29,200
4780 - MONTHLY PASSES	\$114,275	\$106,700	\$68,195	\$120,000	\$0	-100%	-\$106,700
4781 - QUARTERLY PASSES	\$39,330	\$37,000	\$18,955	\$44,400	\$0	-100%	-\$37,000
4784 - RURAL TICKETS	\$73,688	\$91,900	\$38,426	\$91,900	\$91,900	0%	\$0
4785 - EAA PASSENGER REVENUE	\$40,585	\$48,900	\$492	\$35,600	\$35,600	-27.2%	-\$13,300
4786 - ADA VAN TICKETS	\$89,648	\$99,300	\$31,248	\$70,000	\$72,500	-27%	-\$26,800
4787 - DIAL-A-RIDE ADA TICKETS	\$299,542	\$200,000	\$109,220	\$215,000	\$200,000	0%	\$0
4788 - MISC PASSENGER REVENUE	\$211	\$100	\$30	\$100	\$100	0%	\$0
4790 - OASD STUDENT REVENUE	\$70,014	\$70,000	\$2,810	\$83,500	\$86,000	22.9%	\$16,000
4795 - CABULANCE	\$53,611	\$33,600	\$35,674	\$58,500	\$55,000	63.7%	\$21,400
4796 - D-A-R PARATRANSIT	\$122,306	\$136,600	\$53,486	\$125,000	\$125,000	-8.5%	-\$11,600
4908 - INTEREST-OTHER INVESTMENTS	\$55,416	\$0	\$0	\$50,000	\$45,000	N/A	\$45,000

Name	FY2023 YTD Actual	FY2024 Budget: Amended	FY2024 YTD Actual	FY2024 Projected	FY2025 Budgeted	FY2024 Budget: Amended vs. FY2025 Budgeted (% Change)	FY2024 Budget: Amended vs. FY2025 Budgeted (\$ Change)
4920 - RENTAL REVENUE	\$2,000	\$2,000	\$2,000	\$5,000	\$5,000	150%	\$3,000
4944 - ADVERTISING REVENUE	\$39,923	\$40,500	\$10,775	\$30,000	\$30,000	-25.9%	-\$10,500
4972 - MISCELLANEOUS REVENUE	\$22,745	\$1,200	-\$3,859	\$2,000	\$2,000	66.7%	\$800
Total Miscellaneous Income:	\$1,216,747	\$1,038,500	\$442,802	\$1,105,400	\$1,109,100	6.8%	\$70,600
Other Financing							
5300 - SALE OF CAPITAL ASSETS	\$13,220	\$0	-\$4,450	\$4,500	\$1,000	N/A	\$1,000
Total Other Financing:	\$13,220	\$0	-\$4,450	\$4,500	\$1,000	N/A	\$1,000
Total Revenue Source:	\$8,029,163	\$7,224,344	\$1,774,167	\$6,093,500	\$7,332,900	1.5%	\$108,556

Expenditures by Expense Type

Name	FY2023 YTD Actual	FY2024 Budget: Amended	FY2024 YTD Actual	FY2024 Projected	FY2025 Budgeted	FY2024 Budget: Amended vs. FY2025 Budgeted (% Change)	FY2024 Budget: Amended vs. FY2025 Budgeted (\$ Change)
Expense Objects							
Personnel Services							
6102 - REGULAR PAY	\$478,626	\$605,657	\$234,252	\$519,150	\$559,488	-7.6%	-\$46,169
6103 - REGULAR PAY - TEMP EMPLOYEE	\$37,916	\$22,500	\$8,864	\$21,116	\$24,395	8.4%	\$1,895
6104 - OVERTIME PAY	\$69,977	\$72,800	\$20,604	\$58,745	\$77,605	6.6%	\$4,805
6108 - HOLIDAY PAY	\$40,957	\$0	\$14,078	\$0	\$0	0%	\$0
6110 - SICK PAY	\$42,841	\$0	\$28,117	\$0	\$0	0%	\$0
6112 - REGULAR PAY-TRANSIT OPERATORS	\$1,295,200	\$1,477,158	\$618,211	\$1,525,179	\$1,559,181	5.6%	\$82,023
6202 - VACATION	\$90,019	\$0	\$38,213	\$0	\$0	0%	\$0
6249 - MISCELLANEOUS PAY	\$0	\$31,546	\$0	\$3,723	\$7,084	-77.5%	-\$24,462
6302 - FICA - EMPLOYERS SHARE	\$148,416	\$167,697	\$69,931	\$158,427	\$169,898	1.3%	\$2,201
6304 - WISCONSIN RETIREMENT FUND	\$137,224	\$149,714	\$65,823	\$145,194	\$152,655	2%	\$2,941
6305 - WRS PENSION PRIOR SERVICE	\$25,380	\$25,400	\$12,690	\$25,400	\$25,400	0%	\$0
6306 - HEALTH INSURANCE	\$713,290	\$732,818	\$309,660	\$691,988	\$719,254	-1.9%	-\$13,564
6307 - HEALTH INSURANCE ADMIN FEE	\$0	\$0	\$0	\$0	\$1,030	N/A	\$1,030
6308 - DENTAL	\$29,402	\$30,945	\$12,538	\$27,841	\$29,850	-3.5%	-\$1,095
6310 - LIFE INSURANCE	\$8,109	\$5,484	\$4,065	\$6,762	\$5,579	1.7%	\$95
6320 - OTHER BENEFITS	\$13,818	\$0	\$0	\$0	\$0	0%	\$0
6350 - GASB 68 PENSION EXPEN	\$156,262	\$0	\$0	\$0	\$0	0%	\$0
6360 - GASB 74 75 OPEB EXPENSE	\$111,021	\$0	\$0	\$0	\$0	0%	\$0
Total Personnel Services:	\$3,398,460	\$3,321,719	\$1,437,047	\$3,183,525	\$3,331,419	0.3%	\$9,700
Operating							
6402 - PS- AUDIT	\$6,500	\$12,000	\$6,500	\$12,000	\$12,000	0%	\$0
6403 - PS - LEGAL/ATTORNEY FEES	\$0	\$1,800	\$0	\$0	\$500	-72.2%	-\$1,300
6404 - PS - MISC CONSULTING / STUDIES	\$31,716	\$92,739	\$8,025	\$30,000	\$86,000	-7.3%	-\$6,739
6411 - ADVERTISING/POSTAGE/PRINTING	\$6,394	\$18,000	\$1,888	\$18,000	\$18,000	0%	\$0
6412 - CONTRACTUAL AGREEMENT PYMNTS	\$75,470	\$115,400	\$47,250	\$115,400	\$119,100	3.2%	\$3,700
6414 - HIRED TRANSIT SERVICES	\$1,264,549	\$1,693,220	\$526,805	\$1,300,000	\$1,603,800	-5.3%	-\$89,419
6415 - SUBSCRIPTION/LICENSING CNTRCTS	\$22,562	\$30,000	\$14,986	\$30,000	\$30,000	0%	\$0
6416 - PREVENTATIVE MNTC CONTRACTS	\$21,411	\$30,000	\$2,323	\$20,000	\$30,000	0%	\$0
6417 - 3RD PARTY CONTRACTED SERVICE	\$71,640	\$81,236	\$45,038	\$52,000	\$52,000	-36%	-\$29,236

Name	FY2023 YTD Actual	FY2024 Budget: Amended	FY2024 YTD Actual	FY2024 Projected	FY2025 Budgeted	FY2024 Budget: Amended vs. FY2025 Budgeted (% Change)	FY2024 Budget: Amended vs. FY2025 Budgeted (\$ Change)
6418 - UNIFORM LAUNDRY/RUGS/CLEANING	\$47,716	\$90,000	\$20,376	\$95,600	\$95,600	6.2%	\$5,600
6421 - EMPLOYEE TRAINING/DEVELOPMENT	\$10,339	\$17,000	\$2,046	\$17,000	\$17,000	0%	\$0
6422 - PRFSL LICENSE/MEMERSHIP/BOND	\$3,697	\$5,000	\$74	\$5,000	\$5,000	0%	\$0
6423 - EMPLOYEE ALLOWANCE/REIMBRSMNT	\$9,843	\$10,000	\$2,815	\$10,000	\$10,000	0%	\$0
6431 - ADMIN / ENGINEERING FEE	\$130	\$5,000	\$130	\$500	\$5,000	0%	\$0
6433 - INTERFUND CHARGE BACKS	\$9,082	\$7,000	\$2,438	\$7,000	\$7,000	0%	\$0
6441 - RENTAL EXPENSE	\$40	\$4,000	\$0	\$4,000	\$4,000	0%	\$0
6443 - LEASE EXPENSE	\$5,600	\$4,500	\$2,889	\$4,500	\$4,500	0%	\$0
6450 - INSURANCE EXPENSE	\$91,700	\$101,000	\$56,810	\$101,000	\$104,000	3%	\$3,000
6451 - WORKERS COMPENSATION	\$105,100	\$98,500	\$98,500	\$98,500	\$101,200	2.7%	\$2,700
6452 - LICENSE & PERMITS	\$20	\$1,100	\$0	\$1,100	\$1,100	0%	\$0
6454 - TELEPHONE / INTERNET SERVC	\$15,724	\$7,500	\$2,568	\$7,500	\$7,500	0%	\$0
6455 - UTILITY EXPENSE	\$47,091	\$50,000	\$18,679	\$50,000	\$50,000	0%	\$0
6511 - EAM INV EXP - FUEL 1521	\$5,207	\$0	\$0	\$0	\$0	0%	\$0
6519 - NON-INVENTORY FUEL	\$187,581	\$320,000	\$115,905	\$320,000	\$337,000	5.3%	\$17,000
6520 - OFFICE SUPPLIES	\$5,773	\$7,000	\$1,710	\$7,000	\$7,000	0%	\$0
6521 - INVENTORY SUPPLIES	\$0	\$15,000	\$0	\$15,000	\$15,000	0%	\$0
6529 - NON-INV - SUPPLIES	\$58,414	\$50,000	\$10,532	\$50,000	\$50,000	0%	\$0
6539 - NON INVENTORY REPAIR PARTS	\$92,502	\$74,000	\$45,381	\$74,000	\$74,000	0%	\$0
6540 - TRAFFIC/PAINT/SIGN MATERIAL	\$0	\$1,000	\$74	\$1,000	\$1,000	0%	\$0
6541 - EAM INV EXP - MATERIALS 1524	\$0	\$2,000	\$0	\$2,000	\$2,000	0%	\$0
6542 - CHEMICALS	\$0	\$500	\$21	\$500	\$500	0%	\$0
6550 - MINOR EQUIPMENT	\$20,920	\$53,000	\$6,336	\$53,000	\$53,000	0%	\$0
6612 - DEPRECIATION	\$973,217	\$875,000	\$0	\$974,000	\$974,000	11.3%	\$99,000
6721 - INTEREST EXPENSE	\$18,416	\$16,000	\$0	\$13,300	\$13,300	-16.9%	-\$2,700
6503 - TIRES & TUBES	\$5,255	\$30,000	\$2,868	\$30,000	\$30,000	0%	\$0
Total Operating:	\$3,213,606	\$3,918,494	\$1,042,967	\$3,518,900	\$3,920,100	0%	\$1,606
Capital Outlay							
7204 - MACHINERY & EQUIPMENT	\$0	\$514,000	\$0	\$0	\$0	-100%	-\$514,000
7210 - MOTOR VEHICLES	\$0	\$1,585,645	\$0	\$0	\$0	-100%	-\$1,585,645
7212 - RADIOS	\$0	\$70,000	\$0	\$0	\$0	-100%	-\$70,000
7214 - BUILDINGS & BUILDING IMPRVMTS	\$0	\$6,347,447	\$303,893	\$5,500	\$16,400	-99.7%	-\$6,331,047
7230 - COMPUTER SOFTWARE	\$0	\$70,000	\$199	\$70,000	\$70,000	0%	\$0
Total Capital Outlay:	\$0	\$8,587,092	\$304,092	\$75,500	\$86,400	-99%	-\$8,500,692

Name	FY2023 YTD Actual	FY2024 Budget: Amended	FY2024 YTD Actual	FY2024 Projected	FY2025 Budgeted	FY2024 Budget: Amended vs. FY2025 Budgeted (% Change)	FY2024 Budget: Amended vs. FY2025 Budgeted (\$ Change)
Total Expense Objects:	\$6,612,066	\$15,827,305	\$2,784,105	\$6,777,925	\$7,337,919	-53.6%	-\$8,489,386



Industrial Park Land Enterprise Fund 0515-1040

Department: Community Development Department
Fund Type: Enterprise Fund,
Non-Major Fund
Category: Redevelopment
Contact Person: Kelly Nieforth,
Director of Community Development

Mission Statement

Create economic development growth in the City by acquiring land for Industrial and Business Parks to encourage investment by private businesses

Strategic Plan Goals

- *Support business retention and expansion, attraction, and entrepreneurship
- *Develop infrastructure needed to support business and residential development

2024 Accomplishments

- *Continued to market city-owned land in industrial and business parks.

2025 Goals

- *Continued to market and sell land in the Southwest Industrial Park and Aviation Business Park.
 - *Continue to maintain the land and improvements.
- *Continue to install signage in the parks to market the available property.

Revenues by Source

Name	FY2023 YTD Actual	FY2024 Budget: Amended	FY2024 YTD Actual	FY2024 Projected	FY2025 Budgeted	FY2024 Budget: Amended vs. FY2025 Budgeted (% Change)	FY2024 Budget: Amended vs. FY2025 Budgeted (\$ Change)
Revenue Source							
Miscellaneous Income							
4908 - INTEREST-OTHER INVESTMENTS	-\$43,793	\$0	\$0	\$0	\$0	0%	\$0
4920 - RENTAL REVENUE	\$26,519	\$0	\$0	\$20,000	\$10,000	N/A	\$10,000
4943 - SALE OF LAND	\$500	\$500,000	\$0	\$0	\$500,000	0%	\$0
4972 - MISCELLANEOUS REVENUE	\$0	\$0	\$5,000	\$0	\$0	0%	\$0
Total Miscellaneous Income:	-\$16,774	\$500,000	\$5,000	\$20,000	\$510,000	2%	\$10,000
Total Revenue Source:	-\$16,774	\$500,000	\$5,000	\$20,000	\$510,000	2%	\$10,000

Expenditures by Expense Type

Name	FY2023 YTD Actual	FY2024 Budget: Amended	FY2024 YTD Actual	FY2024 Projected	FY2025 Budgeted	FY2024 Budget: Amended vs. FY2025 Budgeted (% Change)	FY2024 Budget: Amended vs. FY2025 Budgeted (\$ Change)
Expense Objects							
Operating							
6401 - PS - ENGINEER/SURVEY/APPRaisal	\$21,100	\$25,000	\$0	\$24,000	\$25,000	0%	\$0
6455 - UTILITY EXPENSE	\$2,855	\$3,200	\$1,513	\$3,500	\$3,500	9.4%	\$300
6721 - INTEREST EXPENSE	\$5,212	\$4,400	\$2,198	\$2,200	\$2,200	-50%	-\$2,200
Total Operating:	\$29,167	\$32,600	\$3,711	\$29,700	\$30,700	-5.8%	-\$1,900
Total Expense Objects:	\$29,167	\$32,600	\$3,711	\$29,700	\$30,700	-5.8%	-\$1,900



Mission Statement

To protect public health from water borne diseases and support public safety by providing high quality, cost effective, water treatment, distribution, and water supply used to support fire protection for the community.

Strategic Plan Goals

- *Improve and maintain infrastructure
- *Support economic development

2024 Accomplishments

- *Installed and commissioned new corrosion control feed equipment as recommended upon completion of optimized CCT study.
- *Successfully recruited participants for 2024/2025 lead and copper sampling efforts.
- *Ozone equipment replacement package was successfully bid and awarded. Final plans and specifications for equipment installation and Clearwell replacement submitted to DNR and PSC.
- *Building a comprehensive public facing database database of water service material, (both public and private) to meet revised Lead and Copper Rule.

2025 Goals

- *Develop a Lead and Copper Education and Outreach Campaign to prepare for sampling of schools and daycares.
- *Continue to build the database for water service materials.
- *Begin construction of Ozone Equipment and Clearwell replacements.

Personnel Positions

WATER UTILITY 0541-XXXX
PERSONNEL POSITIONS

Position Title	Current Budgeted Employees	Current Actual Employees	2025 Proposed Employees
Utility Operations Manager	0.50	0.50	0.50
Plant Manager - Water Filtration	1.00	1.00	1.00
Plant Supervisor - Water Filtration	1.00	1.00	1.00
Industrial/Electrical Tech	1.00	1.00	1.00
Electrical Mechanical Tech WF	2.00	2.00	2.00
Water Filtration Operator II	6.00	5.00	7.00
Water Filtration Operator I	0.00	2.00	0.00
Maintenance Mechanic	2.00	2.00	2.00
Environmental Health Specialist I	0.50	0.50	1.00
Environmental Health Specialist II	1.00	1.00	1.00
Water Distribution Manager	1.00	1.00	1.00
Asst Water Distribution Manager	1.00	1.00	1.00
Lead Water Equipment Operator	1.00	1.00	1.00
Lead Water Maint Worker	4.00	4.00	4.00
Water Maintenance Worker	10.00	10.00	10.00
Office Assistant - Wtr Distribution	2.00	2.00	2.00
Maintenance Worker	1.00	1.00	1.00
Civil Engineer Supervisor	0.10	0.10	0.10
Construction Management Supervisor	0.20	0.20	0.20
Civil Engineer	0.33	0.33	0.33
Civil Engineer Tech Program Coordinator	0.00	0.00	0.33
Civil Engineer Technician II	0.33	0.00	0.33
Civil Engineering Tech I	0.33	0.66	0.33
GIS Specialist - Utilities	0.33	0.33	0.33
Utility Locator I	0.33	0.33	0.33
SCADA Technician	0.00	0.00	0.50
Director of Public Works	0.10	0.10	0.10
Asst Director of PW/Utility Gen Mgr	0.25	0.25	0.25
Engineering Manager/City Engineer	0.15	0.15	0.15
Management Analyst	0.50	0.50	0.50
Building System Inspector - Plumber	0.30	0.30	0.30
City Attorney	0.00	0.00	0.10
Director of Finance	0.25	0.25	0.25
Financial Utility Manager	0.33	0.33	0.33
Account Clerk II (3 @ .33)	1.32	0.99	0.99
Account Clerk II (3 @ .20)	0.60	0.60	0.60
Account Clerk II (1 @ .10)	0.10	0.10	0.10
Account Clerk III (2)	0.20	0.53	0.53
Customer Service Clerk	0.33	0.33	0.33
Financial Specialist	0.00	0.00	0.25
Safety Risk Mgmt. Officer	0.33	0.33	0.33
GIS Administrator	0.20	0.20	0.20
TOTAL PERSONNEL	41.91	42.91	44.59

Revenues by Source

Name	FY2023 YTD Actual	FY2024 Budget: Amended	FY2024 YTD Actual	FY2024 Projected	FY2025 Budgeted	FY2024 Budget: Amended vs. FY2025 Budgeted (% Change)	FY2024 Budget: Amended vs. FY2025 Budgeted (\$ Change)
Revenue Source							
Fines, Forfeits and Penalties							
4408 - RETURNED CHECK CHARGE	\$6,895	\$6,000	\$5,130	\$10,000	\$8,000	33.3%	\$2,000
Total Fines, Forfeits and Penalties:	\$6,895	\$6,000	\$5,130	\$10,000	\$8,000	33.3%	\$2,000
Miscellaneous Income							
4706 - METERED SALES- RESIDENTIAL	\$7,795,536	\$8,114,400	\$4,223,116	\$8,675,000	\$10,198,000	25.7%	\$2,083,600
4708 - METERED SALES- COMMERCIAL	\$2,857,839	\$2,990,100	\$1,501,306	\$3,191,000	\$3,751,000	25.4%	\$760,900
4709 - METERED SALES- MULTIFAMILY	\$1,303,762	\$1,429,500	\$763,838	\$1,486,000	\$1,749,000	22.4%	\$319,500
4710 - METERED SALES- INDUSTRIAL	\$1,161,072	\$1,309,500	\$569,940	\$1,241,000	\$1,449,000	10.7%	\$139,500
4712 - METERED SALES- PUBLIC	\$1,507,967	\$1,602,500	\$810,692	\$1,716,000	\$2,009,000	25.4%	\$406,500
4713 - METERED SALES- MUNICIPAL	\$173,015	\$173,000	\$87,769	\$194,000	\$224,000	29.5%	\$51,000
4714 - FLAT RATE FIRE PROT-COMMERCIAL	\$145,406	\$151,300	\$75,942	\$152,000	\$175,000	15.7%	\$23,700
4715 - FLAT RATE FIRE PROT-INDUSTRIAL	\$55,060	\$56,000	\$29,205	\$59,000	\$70,000	25%	\$14,000
4716 - FLAT RATE FIRE PROT-PUBLIC	\$34,208	\$36,000	\$17,976	\$36,000	\$42,000	16.7%	\$6,000
4717 - FLAT RATE FIRE PROT-MUNICIPAL	\$2,454	\$2,600	\$1,290	\$2,600	\$3,000	15.4%	\$400
4719 - PUBLIC FIRE PROTECTION SERVICE	\$2,110,126	\$2,217,100	\$1,162,093	\$2,277,000	\$2,525,000	13.9%	\$307,900
4728 - SERVICE CONNECTIONS	-\$1,404	\$0	\$326	\$0	\$0	0%	\$0
4729 - SERVICE CUT-INS	\$9,411	\$10,000	\$3,150	\$7,500	\$10,000	0%	\$0
4792 - MISC SERVICE REVENUES	\$35,317	\$30,000	\$19,231	\$36,000	\$37,000	23.3%	\$7,000
4794 - FORFEITED DISCOUNTS	\$110,685	\$100,000	\$43,416	\$115,000	\$125,000	25%	\$25,000
4908 - INTEREST-OTHER INVESTMENTS	\$1,257,977	\$203,500	\$476,025	\$1,354,000	\$755,000	271%	\$551,500
4916 - CAPITAL GAINS ON INVESTMENTS	-\$38,630	\$0	-\$67,826	\$0	\$0	0%	\$0
4920 - RENTAL REVENUE	\$108,815	\$130,000	\$0	\$110,000	\$110,000	-15.4%	-\$20,000
4972 - MISCELLANEOUS REVENUE	\$89,668	\$90,000	\$142	\$80,000	\$75,000	-16.7%	-\$15,000
4982 - CONTRIBUTED CAPITAL INCOME	\$0	\$57,900	\$0	\$0	\$0	-100%	-\$57,900
Total Miscellaneous Income:	\$18,718,283	\$18,703,400	\$9,717,631	\$20,732,100	\$23,307,000	24.6%	\$4,603,600

Name	FY2023 YTD Actual	FY2024 Budget: Amended	FY2024 YTD Actual	FY2024 Projected	FY2025 Budgeted	FY2024 Budget: Amended vs. FY2025 Budgeted (% Change)	FY2024 Budget: Amended vs. FY2025 Budgeted (\$ Change)
Other Financing							
5300 - SALE OF CAPITAL ASSETS	\$23,643	\$0	\$96	\$15,000	\$15,000	N/A	\$15,000
Total Other Financing:	\$23,643	\$0	\$96	\$15,000	\$15,000	N/A	\$15,000
Total Revenue Source:	\$18,748,820	\$18,709,400	\$9,722,857	\$20,757,100	\$23,330,000	24.7%	\$4,620,600

Expenditures by Expense Type

Name	FY2023 YTD Actual	FY2024 Budget: Amended	FY2024 YTD Actual	FY2024 Projected	FY2025 Budgeted	FY2024 Budget: Amended vs. FY2025 Budgeted (% Change)	FY2024 Budget: Amended vs. FY2025 Budgeted (\$ Change)
Expense Objects							
Personnel Services							
6102 - REGULAR PAY	\$2,537,351	\$2,999,479	\$1,193,460	\$2,856,449	\$3,180,435	6%	\$180,956
6104 - OVERTIME PAY	\$78,728	\$112,902	\$24,702	\$83,792	\$122,412	8.4%	\$9,510
6249 - MISCELLANEOUS PAY	\$0	\$5,435	\$0	\$56,273	\$75,019	1,280.3%	\$69,584
6302 - FICA - EMPLOYERS SHARE	\$192,204	\$238,604	\$88,902	\$215,131	\$255,658	7.1%	\$17,054
6304 - WISCONSIN RETIREMENT FUND	\$178,873	\$214,629	\$82,095	\$199,912	\$229,588	7%	\$14,959
6305 - WRS PENSION PRIOR SERVICE	\$31,469	\$31,500	\$15,734	\$31,500	\$31,500	0%	\$0
6306 - HEALTH INSURANCE	\$619,307	\$737,187	\$279,906	\$728,585	\$809,796	9.8%	\$72,609
6307 - HEALTH INSURANCE ADMIN FEE	\$0	\$0	\$0	\$0	\$1,040	N/A	\$1,040
6308 - DENTAL	\$27,045	\$32,155	\$12,172	\$34,352	\$37,157	15.6%	\$5,002
6310 - LIFE INSURANCE	\$6,960	\$8,506	\$3,453	\$8,024	\$9,548	12.3%	\$1,042
6320 - OTHER BENEFITS	\$0	\$500	\$0	\$500	\$500	0%	\$0
6350 - GASB 68 PENSION EXPEN	\$220,118	\$200,000	\$0	\$200,000	\$200,000	0%	\$0
6360 - GASB 74 75 OPEB EXPENSE	\$2,139	\$0	\$0	\$0	\$0	0%	\$0
Total Personnel Services:	\$3,894,195	\$4,580,897	\$1,700,424	\$4,414,519	\$4,952,653	8.1%	\$371,756
Operating							
6401 - PS - ENGINEER/SURVEY/APPRAISAL	\$253,712	\$440,778	\$44,438	\$393,100	\$389,300	-11.7%	-\$51,478
6402 - PS- AUDIT	\$8,100	\$10,000	\$8,125	\$10,000	\$11,000	10%	\$1,000
6403 - PS - LEGAL/ATTORNEY FEES	\$8,473	\$1,000	\$1,910	\$10,000	\$8,000	700%	\$7,000
6404 - PS - MISC CONSULTING / STUDIES	\$13,864	\$23,600	\$89	\$10,000	\$14,000	-40.7%	-\$9,600
6411 - ADVERTISING/POSTAGE/PRINTING	\$91,307	\$84,000	\$97,701	\$120,700	\$130,500	55.4%	\$46,500
6412 - CONTRACTUAL AGREEMENT PYMNTS	\$0	\$21,200	\$0	\$0	\$8,000	-62.3%	-\$13,200
6415 - SUBSCRIPTION/LICENSING CNTRCTS	\$53,021	\$75,750	\$61,405	\$76,050	\$139,200	83.8%	\$63,450
6416 - PREVENTATIVE MNTC CONTRACTS	\$52,915	\$1,254,300	\$24,448	\$1,179,600	\$73,600	-94.1%	-\$1,180,700
6417 - 3RD PARTY CONTRACTED SERVICE	\$386,820	\$958,802	\$236,266	\$613,000	\$791,400	-17.5%	-\$167,402
6418 - UNIFORM LAUNDRY/RUGS/CLEANING	\$12,567	\$20,000	\$7,932	\$20,000	\$20,000	0%	\$0
6421 - EMPLOYEE TRAINING/DEVELOPMENT	\$14,655	\$26,600	\$9,062	\$20,200	\$27,800	4.5%	\$1,200
6422 - PRFSL LICENSE/MEMBERSHIP/BOND	\$2,722	\$8,100	\$3,940	\$6,600	\$8,000	-1.2%	-\$100
6423 - EMPLOYEE ALLOWANCE/REIMBRSMNT	\$2,833	\$14,800	\$1,887	\$7,600	\$9,700	-34.5%	-\$5,100

Name	FY2023 YTD Actual	FY2024 Budget: Amended	FY2024 YTD Actual	FY2024 Projected	FY2025 Budgeted	FY2024 Budget: Amended vs. FY2025 Budgeted (% Change)	FY2024 Budget: Amended vs. FY2025 Budgeted (\$ Change)
6431 - ADMIN / ENGINEERING FEE	\$0	\$7,000	\$0	\$0	\$0	-100%	-\$7,000
6433 - INTERFUND CHARGE BACKS	\$145,245	\$238,300	\$46,609	\$206,100	\$219,100	-8.1%	-\$19,200
6434 - PROPERTY TAX EQUIVALENT	\$1,502,638	\$1,542,600	\$771,300	\$1,542,600	\$1,542,600	0%	\$0
6441 - RENTAL EXPENSE	\$2,645	\$6,300	\$163	\$4,400	\$4,400	-30.2%	-\$1,900
6443 - LEASE EXPENSE	\$5,717	\$7,100	\$4,078	\$8,500	\$8,600	21.1%	\$1,500
6450 - INSURANCE EXPENSE	\$113,469	\$130,000	\$63,048	\$120,000	\$125,000	-3.8%	-\$5,000
6451 - WORKERS COMPENSATION	\$136,600	\$128,100	\$64,050	\$135,000	\$140,000	9.3%	\$11,900
6452 - LICENSE & PERMITS	\$10,691	\$13,400	\$9,740	\$10,200	\$11,300	-15.7%	-\$2,100
6454 - TELEPHONE / INTERNET SERVC	\$57,424	\$63,150	\$26,862	\$57,950	\$60,500	-4.2%	-\$2,650
6455 - UTILITY EXPENSE	\$1,060,185	\$1,209,000	\$589,685	\$1,307,000	\$1,304,000	7.9%	\$95,000
6462 - INVENTORY OVER/SHORT	-\$4,146	\$0	\$2,144	\$300	\$400	N/A	\$400
6465 - BANK FEES	\$5,350	\$5,300	\$2,710	\$5,500	\$6,000	13.2%	\$700
6469 - UNCOLLECTIBLE ACCOUNTS	\$323	\$1,000	-\$88	\$500	\$1,500	50%	\$500
6511 - EAM INV EXP - FUEL 1521	\$2,850	\$5,500	\$19,214	\$4,000	\$4,500	-18.2%	-\$1,000
6512 - COMPRESSED NATURAL GAS	\$0	\$0	\$2,220	\$0	\$0	0%	\$0
6513 - MOTOR OIL (LUBRICANTS)	\$2,619	\$6,600	\$32	\$6,700	\$6,700	1.5%	\$100
6514 - WELDING & MISC GASES	\$567	\$1,200	\$174	\$900	\$1,400	16.7%	\$200
6519 - NON-INVENTORY FUEL	\$78	\$1,000	\$88	\$200	\$400	-60%	-\$600
6520 - OFFICE SUPPLIES	\$7,937	\$13,700	\$5,276	\$13,700	\$11,700	-14.6%	-\$2,000
6521 - INVENTORY SUPPLIES	\$140,619	\$124,684	\$58,412	\$125,900	\$152,000	21.9%	\$27,316
6529 - NON-INV - SUPPLIES	\$262,609	\$217,393	\$71,470	\$161,250	\$195,900	-9.9%	-\$21,493
6539 - NON INVENTORY REPAIR PARTS	\$53,841	\$81,500	\$10,684	\$34,500	\$72,500	-11%	-\$9,000
6541 - EAM INV EXP - MATERIALS 1524	\$49,554	\$135,213	\$15,549	\$105,000	\$105,000	-22.3%	-\$30,212
6542 - CHEMICALS	\$946,153	\$1,147,000	\$416,763	\$1,062,000	\$1,200,000	4.6%	\$53,000
6550 - MINOR EQUIPMENT	\$39,700	\$78,332	\$28,346	\$80,600	\$71,200	-9.1%	-\$7,132
6611 - DEP EXP-WATER	\$3,902,091	\$3,830,800	\$1,915,398	\$4,100,000	\$4,200,000	9.6%	\$369,200
6721 - INTEREST EXPENSE	\$1,699,473	\$1,980,000	\$990,000	\$1,980,000	\$1,850,000	-6.6%	-\$130,000
6725 - BOND DISCOUNT & COST	\$107,501	\$53,800	\$0	\$125,000	\$125,000	132.3%	\$71,200
6729 - BOND ISSUE	\$82,950	\$88,600	\$0	\$85,000	\$90,000	1.6%	\$1,400
6730 - BOND SERVICE FEES	\$2,000	\$1,600	\$500	\$2,500	\$3,000	87.5%	\$1,400
6803 - WATER MAIN	\$0	\$750,000	\$0	\$750,000	\$750,000	0%	\$0
Total Operating:	\$11,237,670	\$14,807,102	\$5,611,631	\$14,502,150	\$13,893,200	-6.2%	-\$913,902
Capital Outlay							
7204 - MACHINERY & EQUIPMENT	\$0	\$2,660,000	\$708,612	\$0	\$0	-100%	-\$2,660,000
7230 - COMPUTER SOFTWARE	\$0	\$747	\$0	\$400	\$400	-46.5%	-\$347
Total Capital Outlay:	\$0	\$2,660,747	\$708,612	\$400	\$400	-100%	-\$2,660,347
Total Expense Objects:	\$15,131,865	\$22,048,746	\$8,020,667	\$18,917,069	\$18,846,253	-14.5%	-\$3,202,493



Mission Statement

To protect public health and the water environment by providing high quality and cost-effective wastewater treatment services for the community.

Strategic Plan Goals

- *Improve and maintain our infrastructure
- *Support economic development

2024 Accomplishments

- *Completed design, bidding and construction of concrete renovations including truck bay #1 hatch replacement, repairs to cracked walls and concrete structures. The project also addressed exterior building issues of failed tank coatings and expansion joints.
 - *Completed design, bidding and construction of roof replacement project for the entire facility.
 - *Completed cleaning of Digester #3.
- *Completed lifting system upgrades in Headworks and DAFT buildings.

2025 Goals

- *Complete final design of the tertiary filtration facility. Bid project to replace Chlorinator and piping.
 - *Clean diester #1
- *Complete the design for the HVAC replacement for the WWTP Administration building. Complete projects as identified in the facility's master-plan. This includes 1. Bidding for the project to replace the Chlorinator and piping, 2. Completing the design for replacement of the WWTP influent bar Screen, 3. Upgrading the Shorewood Lift Station piping and valves.

Personnel Positions

SEWER UTILITY 0551-XXXX
PERSONNEL POSITIONS

Position Title	Current Budgeted Employees	Current Actual Employees	2025 Proposed Employees
Utility Operations Manager	0.50	0.50	0.50
Plant Manager - Wastewater	1.00	1.00	1.00
Maintenance supervisor -Wastewater	1.00	1.00	1.00
Industrial / Electrical Technician	1.00	1.00	1.00
WW Electrical Mechanical Tech	1.00	1.00	1.00
Industrial Pretreatment Coord.	1.00	1.00	1.00
Chemist	1.00	1.00	1.00
Wastewater Plant Supervisor	1.00	1.00	1.00
Instrumentation Technician	1.00	1.00	1.00
Lead Maintenance Mechanic	1.00	1.00	1.00
Maintenance Mechanic	5.00	5.00	5.00
WW Solids Operator II	3.00	3.00	3.00
WW Liquids Operator II	8.00	7.00	8.00
WW Liquids Operator I	0.00	1.00	0.00
Utility Operator	1.00	1.00	1.00
SCADA Technician	0.00	0.00	0.50
Civil Engineer Supervisor	0.10	0.10	0.10
Construction Management Supervisor	0.20	0.20	0.20
Civil Engineer Tech Program Coodinator	0.00	0.00	0.33
Civil Engineer	0.33	0.33	0.33
Civil Engineering Tech II	0.33	0.00	0.33
Civil Engineering Tech I	0.33	0.66	0.33
Env Health Specialist I	0.50	0.50	0.00
GIS Specialist - Utilities	0.33	0.33	0.33
Utility Locator I	0.33	0.33	0.33
PW Street Supervisor	0.75	0.00	0.00
Office Assistant - Streets	0.25	0.25	0.25
Director of Public Works	0.10	0.10	0.10
Asst Director of PW/Utility Gen Mgr	0.25	0.25	0.25
Engineering Manager/City Engineer	0.15	0.15	0.15
Management Analyst	0.50	0.50	0.50
City Attorney	0.00	0.00	0.10
Director of Finance	0.25	0.25	0.25
Financial Utility Manager	0.33	0.33	0.33
Account Clerk II (3 @ .33)	1.32	0.99	0.99
Account Clerk II (3 @ .20)	0.60	0.60	0.60
Account Clerk II (1 @ .10)	0.10	0.15	0.10
Account Clerk III (2)	0.20	0.53	0.53
Customer Service Clerk	0.33	0.33	0.33
Financial Specialist	0.00	0.00	0.25
Safety Risk Mgmt. Officer	0.33	0.33	0.33
GIS Administrator	0.20	0.20	0.20
TOTAL PERSONNEL	34.61	33.91	34.54

Revenues by Source

Name	FY2023 YTD Actual	FY2024 Budget: Amended	FY2024 YTD Actual	FY2024 Projected	FY2025 Budgeted	FY2024 Budget: Amended vs. FY2025 Budgeted (% Change)	FY2024 Budget: Amended vs. FY2025 Budgeted (\$ Change)
Revenue Source							
Fines, Forfeits and Penalties							
4408 - RETURNED CHECK CHARGE	\$0	\$0	\$95	\$500	\$500	N/A	\$500
Total Fines, Forfeits and Penalties:	\$0	\$0	\$95	\$500	\$500	N/A	\$500
Miscellaneous Income							
4721 - SEWERAGE SERVICE	\$17,690,864	\$17,776,500	\$9,137,639	\$19,000,000	\$19,900,000	11.9%	\$2,123,500
4722 - PRETREATMENT	\$114,433	\$110,000	\$55,730	\$112,000	\$115,000	4.5%	\$5,000
4723 - SEPTAGE DISPOSAL	\$205,655	\$163,300	\$75,764	\$205,000	\$205,000	25.5%	\$41,700
4794 - FORFEITED DISCOUNTS	\$120,843	\$100,000	\$42,708	\$100,000	\$100,000	0%	\$0
4798 - INTEREST EXPENSE SUBSIDY	\$0	\$15,300	\$0	\$0	\$0	-100%	-\$15,300
4908 - INTEREST-OTHER INVESTMENTS	\$1,490,628	\$300,000	\$693,412	\$1,300,000	\$1,000,000	233.3%	\$700,000
4916 - CAPITAL GAINS ON INVESTMENTS	\$49,493	\$0	-\$42,683	\$0	\$0	0%	\$0
4972 - MISCELLANEOUS REVENUE	\$5,744	\$10,000	\$381	\$5,000	\$5,000	-50%	-\$5,000
4982 - CONTRIBUTED CAPITAL INCOME	\$0	\$378,500	\$0	\$0	\$0	-100%	-\$378,500
Total Miscellaneous Income:	\$19,677,660	\$18,853,600	\$9,962,952	\$20,722,000	\$21,325,000	13.1%	\$2,471,400
Other Financing							
5300 - SALE OF CAPITAL ASSETS	\$7,426	\$0	\$978	\$22,000	\$5,000	N/A	\$5,000
Total Other Financing:	\$7,426	\$0	\$978	\$22,000	\$5,000	N/A	\$5,000
Total Revenue Source:	\$19,685,087	\$18,853,600	\$9,964,025	\$20,744,500	\$21,330,500	13.1%	\$2,476,900

Expenditures by Expense Type

Name	FY2023 YTD Actual	FY2024 Budget: Amended	FY2024 YTD Actual	FY2024 Projected	FY2025 Budgeted	FY2024 Budget: Amended vs. FY2025 Budgeted (% Change)	FY2024 Budget: Amended vs. FY2025 Budgeted (\$ Change)
Expense Objects							
Personnel Services							
6102 - REGULAR PAY	\$2,365,585	\$2,599,671	\$1,147,087	\$2,463,280	\$2,603,045	0.1%	\$3,374
6103 - REGULAR PAY - TEMP EMPLOYEE	\$0	\$0	\$1,739	\$0	\$0	0%	\$0
6104 - OVERTIME PAY	\$11,809	\$5,500	\$934	\$3,794	\$5,964	8.4%	\$464
6249 - MISCELLANEOUS PAY	\$0	\$36,699	\$0	\$44,306	\$62,968	71.6%	\$26,269
6302 - FICA - EMPLOYERS SHARE	\$173,184	\$193,417	\$83,962	\$183,067	\$196,663	1.7%	\$3,246
6304 - WISCONSIN RETIREMENT FUND	\$161,112	\$176,565	\$78,291	\$169,315	\$181,350	2.7%	\$4,785
6305 - WRS PENSION PRIOR SERVICE	\$33,772	\$33,800	\$16,886	\$33,800	\$33,800	0%	\$0
6306 - HEALTH INSURANCE	\$531,500	\$616,114	\$253,171	\$582,466	\$629,002	2.1%	\$12,888
6307 - HEALTH INSURANCE ADMIN FEE	\$0	\$0	\$0	\$0	\$1,030	N/A	\$1,030
6308 - DENTAL	\$24,777	\$28,966	\$11,909	\$28,678	\$31,085	7.3%	\$2,119
6310 - LIFE INSURANCE	\$6,822	\$6,878	\$3,298	\$6,724	\$7,102	3.3%	\$224
6350 - GASB 68 PENSION EXPEN	\$239,288	\$184,000	\$0	\$150,000	\$200,000	8.7%	\$16,000
6360 - GASB 74 75 OPEB EXPENSE	-\$52,326	\$0	\$0	\$0	\$0	0%	\$0
Total Personnel Services:	\$3,495,523	\$3,881,610	\$1,597,278	\$3,665,430	\$3,952,009	1.8%	\$70,399
Operating							
6401 - PS - ENGINEER/SURVEY/APPRAISAL	\$207,240	\$511,693	\$47,922	\$278,500	\$337,500	-34%	-\$174,193
6402 - PS- AUDIT	\$8,100	\$10,000	\$8,125	\$9,500	\$10,000	0%	\$0
6403 - PS - LEGAL/ATTORNEY FEES	\$82,169	\$230,000	\$12,921	\$105,000	\$130,000	-43.5%	-\$100,000
6404 - PS - MISC CONSULTING / STUDIES	\$98,521	\$116,000	\$1,250	\$85,000	\$90,000	-22.4%	-\$26,000
6411 - ADVERTISING/POSTAGE/PRINTING	\$670	\$77,300	\$1,360	\$1,900	\$3,100	-96%	-\$74,200
6412 - CONTRACTUAL AGREEMENT PYMNTS	\$332	\$34,300	\$0	\$400	\$1,400	-95.9%	-\$32,900
6415 - SUBSCRIPTION/LICENSING CNTRCTS	\$77,035	\$125,625	\$69,327	\$91,800	\$94,200	-25%	-\$31,425
6416 - PREVENTATIVE MNTC CONTRACTS	\$525,066	\$590,800	\$11,409	\$584,700	\$629,400	6.5%	\$38,600
6417 - 3RD PARTY CONTRACTED SERVICE	\$522,403	\$510,284	\$186,029	\$497,000	\$552,500	8.3%	\$42,216
6418 - UNIFORM LAUNDRY/RUGS/CLEANING	\$7,697	\$9,200	\$3,861	\$10,500	\$11,900	29.3%	\$2,700
6421 - EMPLOYEE TRAINING/DEVELOPMENT	\$11,531	\$18,200	\$10,023	\$15,700	\$19,900	9.3%	\$1,700
6422 - PRFSL LICENSE/MEMBERSHIP/BOND	\$2,619	\$5,700	\$2,480	\$2,700	\$3,300	-42.1%	-\$2,400

Name	FY2023 YTD Actual	FY2024 Budget: Amended	FY2024 YTD Actual	FY2024 Projected	FY2025 Budgeted	FY2024 Budget: Amended vs. FY2025 Budgeted (% Change)	FY2024 Budget: Amended vs. FY2025 Budgeted (\$ Change)
6423 - EMPLOYEE ALLOWANCE/REIMBRSMNT	\$1,561	\$6,000	\$826	\$2,900	\$3,900	-35%	-\$2,100
6431 - ADMIN / ENGINEERING FEE	\$7,001	\$5,528	\$0	\$0	\$0	-100%	-\$5,528
6433 - INTERFUND CHARGE BACKS	\$278,616	\$682,200	\$148,535	\$677,200	\$677,200	-0.7%	-\$5,000
6441 - RENTAL EXPENSE	\$5,569	\$11,000	\$195	\$10,500	\$10,900	-0.9%	-\$100
6443 - LEASE EXPENSE	\$769	\$900	\$1,270	\$2,300	\$2,000	122.2%	\$1,100
6450 - INSURANCE EXPENSE	\$127,326	\$145,100	\$72,546	\$147,900	\$152,700	5.2%	\$7,600
6451 - WORKERS COMPENSATION	\$84,000	\$78,800	\$39,408	\$78,800	\$80,000	1.5%	\$1,200
6452 - LICENSE & PERMITS	\$19,576	\$39,800	\$22,708	\$24,900	\$37,500	-5.8%	-\$2,300
6454 - TELEPHONE / INTERNET SERVC	\$45,119	\$52,500	\$21,217	\$43,500	\$46,800	-10.9%	-\$5,700
6455 - UTILITY EXPENSE	\$932,785	\$985,000	\$423,145	\$960,000	\$1,022,500	3.8%	\$37,500
6465 - BANK FEES	\$6,008	\$4,200	\$3,044	\$6,100	\$6,500	54.8%	\$2,300
6469 - UNCOLLECTIBLE ACCOUNTS	\$917	\$500	\$17	\$300	\$500	0%	\$0
6511 - EAM INV EXP - FUEL 1521	\$26,373	\$45,000	\$16,958	\$25,300	\$15,400	-65.8%	-\$29,600
6512 - COMPRESSED NATURAL GAS	\$3,384	\$0	\$1,060	\$1,100	\$0	0%	\$0
6513 - MOTOR OIL (LUBRICANTS)	\$4,537	\$9,000	\$7,745	\$12,600	\$14,000	55.6%	\$5,000
6514 - WELDING & MISC GASES	\$365	\$4,100	\$0	\$1,400	\$1,500	-63.4%	-\$2,600
6519 - NON-INVENTORY FUEL	\$0	\$6,000	\$0	\$0	\$0	-100%	-\$6,000
6520 - OFFICE SUPPLIES	\$30,634	\$65,600	\$1,530	\$50,000	\$60,200	-8.2%	-\$5,400
6521 - INVENTORY SUPPLIES	\$18,383	\$42,600	\$0	\$0	\$0	-100%	-\$42,600
6529 - NON-INV - SUPPLIES	\$101,677	\$110,000	\$58,773	\$85,700	\$103,050	-6.3%	-\$6,950
6531 - EAM INV EXP - CASTINGS 1510	\$5,832	\$7,000	\$3,764	\$7,000	\$7,000	0%	\$0
6539 - NON INVENTORY REPAIR PARTS	\$191,570	\$168,467	\$118,944	\$214,700	\$233,000	38.3%	\$64,533
6541 - EAM INV EXP - MATERIALS 1524	\$0	\$22,600	\$0	\$0	\$0	-100%	-\$22,600
6542 - CHEMICALS	\$712,460	\$715,800	\$410,230	\$643,800	\$749,800	4.7%	\$34,000
6550 - MINOR EQUIPMENT	\$112,350	\$90,800	\$12,374	\$72,500	\$74,500	-18%	-\$16,300
6612 - DEPRECIATION	\$3,874,629	\$4,283,900	\$2,141,946	\$4,000,000	\$4,000,000	-6.6%	-\$283,900
6721 - INTEREST EXPENSE	\$3,002,784	\$2,689,000	\$1,344,498	\$2,689,000	\$2,640,000	-1.8%	-\$49,000
6725 - BOND DISCOUNT & COST	\$0	\$85,800	\$0	\$125,000	\$125,000	45.7%	\$39,200
6729 - BOND ISSUE	\$0	\$160,000	\$0	\$115,000	\$120,000	-25%	-\$40,000
6730 - BOND SERVICE FEES	\$1,500	\$2,000	\$500	\$2,500	\$3,000	50%	\$1,000
Total Operating:	\$11,139,105	\$12,758,297	\$5,205,941	\$11,682,700	\$12,070,150	-5.4%	-\$688,147
Capital Outlay							
7230 - COMPUTER SOFTWARE	\$0	\$747	\$0	\$600	\$600	-19.7%	-\$147
Total Capital Outlay:	\$0	\$747	\$0	\$600	\$600	-19.7%	-\$147
Total Expense Objects:	\$14,634,628	\$16,640,655	\$6,803,219	\$15,348,730	\$16,022,759	-3.7%	-\$617,895



Stormwater Utility 0561

Department: Public Works Department
Fund Type: Enterprise Fund,
Major Fund
Contact Person: James Rabe,
Director of Public Works

Mission Statement

Manage storm water runoff in the City through flood control projects and water quality improvements (as required by WDNR).

Strategic Plan Goals

- *Improve and maintain our infrastructure and storm water management
- *Improve our quality of life assets
- *Support economic development

2024 Accomplishments

- *Completed construction of the Parkway Detention basin.
- *Completed Phase II of the Stringham Creek Box Culvert upgrades.
- *Storm sewer upgraded with reconstruction projects.

2025 Goals

- *Complete Rural II Detention Basin.
- *Complete Stringham Creek Box Culvert upgrades to reduce flooding on 9th Avenue/Ohio Street.
- *Complete storm sewer upgrades, including multiple outfalls, with street reconstruction projects.

Personnel Positions

STORMWATER UTILITY 0561-XXXX

PERSONNEL POSITIONS

Position Title	Current Budgeted Employees	Current Actual Employees	2025 Proposed Employees
Civil Engineer Supervisor	0.50	0.50	0.50
Principal Civil Engineer	1.00	0.00	1.00
Civil Engineer (3)	1.34	2.34	1.34
Civil Engineer Tech Program Coordinator	0.00	0.00	0.34
Civil Engineer Technician I	1.00	1.34	1.00
Civil Engineer Technician II	0.34	0.00	0.34
GIS Specialist - Utilities	0.34	0.34	0.34
Construction Management Supervisor	0.30	0.30	0.30
Utility Locator	0.34	0.34	0.34
PW Street Supervisor	0.75	0.00	0.00
Office Assistant - Streets	0.25	0.25	0.25
Director of Public Works	0.20	0.20	0.20
Asst Director of PW/Utility Gen Mgr	0.25	0.25	0.25
Engineering Manager/City Engineer	0.20	0.20	0.20
Office Asstistant - PW/Eng	0.30	0.30	0.30
City Attorney	0.00	0.00	0.10
Director of Finance	0.25	0.25	0.25
Financial Utility Manager	0.34	0.34	0.34
Account Clerk II (3 @ .34)	1.36	1.02	1.02
Account Clerk II (3 @ .20)	0.60	0.60	0.60
Account Clerk II (1 @ .10)	0.10	0.10	0.10
Account Clerk III (2)	0.20	0.54	0.54
Customer Service Clerk	0.34	0.34	0.34
Financial Specialist	0.00	0.00	0.25
GIS Administrator	0.20	0.20	0.20
TOTAL PERSONNEL	10.50	9.75	10.44

Revenues by Source

Name	FY2023 YTD Actual	FY2024 Budget: Amended	FY2024 YTD Actual	FY2024 Projected	FY2025 Budgeted	FY2024 Budget: Amended vs. FY2025 Budgeted (% Change)	FY2024 Budget: Amended vs. FY2025 Budgeted (\$ Change)
Revenue Source							
Intergovernmental							
4263 - SUBRECIPIENT GRANT	\$77,664	\$0	\$0	\$0	\$0	0%	\$0
Total Intergovernmental:	\$77,664	\$0	\$0	\$0	\$0	0%	\$0
Fines, Forfeits and Penalties							
4408 - RETURNED CHECK CHARGE	\$0	\$0	\$95	\$500	\$500	N/A	\$500
Total Fines, Forfeits and Penalties:	\$0	\$0	\$95	\$500	\$500	N/A	\$500
Miscellaneous Income							
4720 - STORM WATER FEES	\$14,129,819	\$14,910,400	\$7,561,287	\$15,100,000	\$15,435,000	3.5%	\$524,600
4725 - SITE PLAN REVIEW FEES	\$0	\$1,000	\$0	\$1,000	\$1,000	0%	\$0
4794 - FORFEITED DISCOUNTS	\$67,330	\$60,000	\$25,363	\$65,000	\$60,000	0%	\$0
4908 - INTEREST-OTHER INVESTMENTS	\$1,662,225	\$300,000	\$630,439	\$1,670,000	\$1,205,000	301.7%	\$905,000
4916 - CAPITAL GAINS ON INVESTMENTS	-\$71,158	\$0	-\$115,848	\$0	\$0	0%	\$0
4972 - MISCELLANEOUS REVENUE	\$20,062	\$10,000	\$340	\$1,000	\$1,000	-90%	-\$9,000
4982 - CONTRIBUTED CAPITAL INCOME	\$0	\$75,000	\$0	\$0	\$0	-100%	-\$75,000
Total Miscellaneous Income:	\$15,808,277	\$15,356,400	\$8,101,581	\$16,837,000	\$16,702,000	8.8%	\$1,345,600
Other Financing							
5300 - SALE OF CAPITAL ASSETS	\$11,012	\$0	\$693	\$1,000	\$1,000	N/A	\$1,000
Total Other Financing:	\$11,012	\$0	\$693	\$1,000	\$1,000	N/A	\$1,000
Total Revenue Source:	\$15,896,954	\$15,356,400	\$8,102,369	\$16,838,500	\$16,703,500	8.8%	\$1,347,100

Expenditures by Expense Type

Name	FY2023 YTD Actual	FY2024 Budget: Amended	FY2024 YTD Actual	FY2024 Projected	FY2025 Budgeted	FY2024 Budget: Amended vs. FY2025 Budgeted (% Change)	FY2024 Budget: Amended vs. FY2025 Budgeted (\$ Change)
Expense Objects							
Personnel Services							
6102 - REGULAR PAY	\$763,133	\$845,771	\$328,519	\$733,440	\$856,293	-2.7%	-\$22,445
6103 - REGULAR PAY - TEMP EMPLOYEE	\$0	\$6,900	\$0	\$6,900	\$6,900	0%	\$0
6104 - OVERTIME PAY	\$0	\$500	\$0	\$260	\$5,964	1,092.8%	\$5,464
6249 - MISCELLANEOUS PAY	\$0	\$3,861	\$0	\$12,072	\$16,288	321.9%	\$12,427
6302 - FICA - EMPLOYERS SHARE	\$57,775	\$64,867	\$24,103	\$55,014	\$65,981	-2.2%	-\$1,409
6304 - WISCONSIN RETIREMENT FUND	\$51,309	\$58,466	\$22,207	\$50,444	\$60,489	-0.5%	-\$269
6305 - WRS PENSION PRIOR SERVICE	\$10,080	\$10,100	\$5,040	\$10,100	\$10,100	0%	\$0
6306 - HEALTH INSURANCE	\$152,227	\$164,096	\$61,901	\$147,614	\$170,368	-1.6%	-\$2,560
6308 - DENTAL	\$6,969	\$7,299	\$2,693	\$6,833	\$7,805	4.9%	\$356
6310 - LIFE INSURANCE	\$1,791	\$2,237	\$581	\$1,580	\$2,289	-1.6%	-\$36
6350 - GASB 68 PENSION EXPEN	\$120,782	\$80,000	\$0	\$100,000	\$100,000	25%	\$20,000
6360 - GASB 74 75 OPEB EXPENSE	-\$77,709	\$3,000	\$0	\$3,000	\$5,000	66.7%	\$2,000
Total Personnel Services:	\$1,086,357	\$1,247,097	\$445,045	\$1,127,256	\$1,307,477	1.1%	\$13,528
Operating							
6401 - PS - ENGINEER/SURVEY/APPRaisal	\$93,605	\$157,936	\$13,276	\$100,000	\$175,000	10.8%	\$17,064
6402 - PS- AUDIT	\$8,100	\$9,000	\$8,125	\$10,000	\$12,000	33.3%	\$3,000
6403 - PS - LEGAL/ATTORNEY FEES	\$75,942	\$50,500	\$0	\$10,500	\$50,500	0%	\$0
6404 - PS - MISC CONSULTING / STUDIES	\$56,320	\$78,000	\$0	\$55,000	\$55,000	-29.5%	-\$23,000
6411 - ADVERTISING/POSTAGE/PRINTING	\$1,083	\$95,000	\$1,008	\$2,000	\$2,100	-97.8%	-\$92,900
6412 - CONTRACTUAL AGREEMENT PYMNTS	\$40,623	\$45,000	\$0	\$45,000	\$45,000	0%	\$0
6415 - SUBSCRIPTION/LICENSING CNTRCTS	\$40,532	\$95,825	\$54,460	\$81,500	\$65,600	-31.5%	-\$30,225
6416 - PREVENTATIVE MNTC CONTRACTS	\$6,400	\$12,000	\$0	\$7,000	\$9,500	-20.8%	-\$2,500
6417 - 3RD PARTY CONTRACTED SERVICE	\$284,211	\$364,600	\$70,392	\$220,000	\$245,000	-32.8%	-\$119,600
6421 - EMPLOYEE TRAINING/DEVELOPMENT	\$9,766	\$16,000	\$5,280	\$12,000	\$13,000	-18.7%	-\$3,000
6422 - PRFSL LICENSE/MEMBERSHIP/BOND	\$3,890	\$8,100	\$6,990	\$8,000	\$8,100	0%	\$0
6423 - EMPLOYEE ALLOWANCE/REIMBRSMNT	\$1,846	\$2,900	\$130	\$1,000	\$2,000	-31%	-\$900
6431 - ADMIN / ENGINEERING FEE	\$0	\$25,000	\$0	\$0	\$0	-100%	-\$25,000
6433 - INTERFUND CHARGE BACKS	\$866,003	\$1,154,200	\$334,778	\$1,154,200	\$1,154,200	0%	\$0

Name	FY2023 YTD Actual	FY2024 Budget: Amended	FY2024 YTD Actual	FY2024 Projected	FY2025 Budgeted	FY2024 Budget: Amended vs. FY2025 Budgeted (% Change)	FY2024 Budget: Amended vs. FY2025 Budgeted (\$ Change)
6443 - LEASE EXPENSE	\$785	\$900	\$1,270	\$2,000	\$2,500	177.8%	\$1,600
6450 - INSURANCE EXPENSE	\$8,000	\$9,200	\$4,602	\$8,500	\$9,000	-2.2%	-\$200
6451 - WORKERS COMPENSATION	\$18,300	\$17,200	\$8,598	\$18,000	\$18,500	7.6%	\$1,300
6452 - LICENSE & PERMITS	\$8,102	\$28,000	\$8,000	\$9,000	\$9,000	-67.9%	-\$19,000
6454 - TELEPHONE / INTERNET SERVC	\$40,246	\$43,300	\$19,994	\$42,700	\$43,200	-0.2%	-\$100
6455 - UTILITY EXPENSE	\$10,894	\$14,000	\$4,679	\$12,000	\$14,000	0%	\$0
6465 - BANK FEES	\$8,160	\$5,700	\$4,259	\$8,500	\$9,000	57.9%	\$3,300
6469 - UNCOLLECTIBLE ACCOUNTS	\$507	\$500	\$80	\$500	\$500	0%	\$0
6511 - EAM INV EXP - FUEL 1521	\$31,769	\$40,600	\$16,615	\$35,000	\$40,600	0%	\$0
6513 - MOTOR OIL (LUBRICANTS)	\$0	\$100	\$0	\$100	\$100	0%	\$0
6520 - OFFICE SUPPLIES	\$1,350	\$6,000	\$540	\$2,500	\$4,500	-25%	-\$1,500
6521 - INVENTORY SUPPLIES	\$6,450	\$0	\$141	\$200	\$200	N/A	\$200
6529 - NON-INV - SUPPLIES	\$34,813	\$17,100	\$34,259	\$20,100	\$17,100	0%	\$0
6531 - EAM INV EXP - CASTINGS 1510	\$1,756	\$2,000	\$819	\$2,000	\$2,000	0%	\$0
6542 - CHEMICALS	\$0	\$300	\$0	\$300	\$300	0%	\$0
6550 - MINOR EQUIPMENT	\$4,912	\$18,300	\$13,849	\$16,600	\$12,500	-31.7%	-\$5,800
6612 - DEPRECIATION	\$2,584,530	\$2,828,900	\$1,414,452	\$2,600,000	\$2,800,000	-1%	-\$28,900
6721 - INTEREST EXPENSE	\$2,898,373	\$3,078,000	\$1,539,000	\$3,078,000	\$2,758,000	-10.4%	-\$320,000
6725 - BOND DISCOUNT & COST	\$93,210	\$69,500	\$0	\$0	\$50,000	-28.1%	-\$19,500
6729 - BOND ISSUE	\$96,847	\$125,000	\$0	\$0	\$75,000	-40%	-\$50,000
6730 - BOND SERVICE FEES	\$4,500	\$3,500	\$0	\$5,500	\$5,500	57.1%	\$2,000
6804 - STORM SEWER	\$0	\$750,000	\$0	\$750,000	\$750,000	0%	\$0
Total Operating:	\$7,341,826	\$9,172,162	\$3,565,596	\$8,317,700	\$8,458,500	-7.8%	-\$713,662
Capital Outlay							
7230 - COMPUTER SOFTWARE	\$0	\$746	\$0	\$400	\$400	-46.4%	-\$346
Total Capital Outlay:	\$0	\$746	\$0	\$400	\$400	-46.4%	-\$346
Total Expense Objects:	\$8,428,183	\$10,420,005	\$4,010,641	\$9,445,356	\$9,766,377	-6.7%	-\$700,480



Weights & Measures Fund 0571-0720

Department: Community Development Department
Fund Type: Enterprise Fund,
Non-Major Fund
Contact Person: Jerry Fabisch,
Interim Chief Building Official

Mission Statement

To secure the beneficial interests of the public's health, safety, and welfare in their environment through the enforcement of state and city codes.

Strategic Plan Goals

- *Enhance community trust
- *Build trust through communication, education, financial transparency, and relationship building
- *Provide consistent application and enforcement of building and zoning code

2024 Accomplishments

- *Completed 1,076 LMD gas pumps (license/inspection cycle 7/1/23 to 6/30/24).
- *Completed 72 UPC price verification of 2,603 items (license/inspection cycle 7/1/23 to 6/30/24).
- *Completed 7 package checks of 199 items (license/inspection cycle 7/1/23 to 6/30/24).

2025 Goals

- *Attend all the trainings offered by DATCP.
- *Ensure consistency and accuracy of devices.
- *Collect and maintain inventory of devices throughout the City.

Personnel Positions

WEIGHTS & MEASURES 0571-0720

PERSONNEL POSITIONS

Position Title	Current Budgeted Employees	Current Actual Employees	2025 Proposed Employees
Inspection Technician	1.00	0.80	0.80
Permit Technician	0.00	0.00	0.00
Office Assistant	0.00	0.20	0.20
Inspector	0.00	0.00	0.00
TOTAL PERSONNEL	1.00	1.00	1.00

Revenues by Source

Name	FY2023 YTD Actual	FY2024 Budget: Amended	FY2024 YTD Actual	FY2024 Projected	FY2025 Budgeted	FY2024 Budget: Amended vs. FY2025 Budgeted (% Change)	FY2024 Budget: Amended vs. FY2025 Budgeted (\$ Change)
Revenue Source							
Licenses and Permits							
4381 - WEIGHTS AND MEASURES PERMITS	\$130,641	\$127,000	\$103,621	\$127,400	\$125,000	-1.6%	-\$2,000
Total Licenses and Permits:	\$130,641	\$127,000	\$103,621	\$127,400	\$125,000	-1.6%	-\$2,000
Total Revenue Source:	\$130,641	\$127,000	\$103,621	\$127,400	\$125,000	-1.6%	-\$2,000

Expenditures by Expense Type

Name	FY2023 YTD Actual	FY2024 Budget: Amended	FY2024 YTD Actual	FY2024 Projected	FY2025 Budgeted	FY2024 Budget: Amended vs. FY2025 Budgeted (% Change)	FY2024 Budget: Amended vs. FY2025 Budgeted (\$ Change)
Expense Objects							
Personnel Services							
6102 - REGULAR PAY	\$49,870	\$52,121	\$24,663	\$47,106	\$52,603	0.9%	\$482
6104 - OVERTIME PAY	\$0	\$5,700	\$0	\$5,700	\$3,128	-45.1%	-\$2,572
6249 - MISCELLANEOUS PAY	\$0	\$122	\$0	\$802	\$822	573.8%	\$700
6302 - FICA - EMPLOYERS SHARE	\$3,538	\$4,024	\$1,780	\$3,818	\$4,026	0%	\$2
6304 - WISCONSIN RETIREMENT FUND	\$3,400	\$3,615	\$1,702	\$3,549	\$3,657	1.2%	\$42
6306 - HEALTH INSURANCE	\$20,640	\$21,898	\$7,639	\$16,414	\$16,668	-23.9%	-\$5,230
6308 - DENTAL	\$818	\$852	\$266	\$579	\$592	-31.9%	-\$272
6310 - LIFE INSURANCE	\$69	\$136	\$46	\$70	\$141	3.7%	\$5
Total Personnel Services:	\$78,335	\$88,468	\$36,095	\$78,038	\$81,637	-7.7%	-\$6,843
Operating							
6411 - ADVERTISING/POSTAGE/PRINTING	\$314	\$400	\$320	\$400	\$400	0%	\$0
6415 - SUBSCRIPTION/LICENSING CNTRCTS	\$2,271	\$4,700	\$2,090	\$4,300	\$7,300	55.3%	\$2,600
6416 - PREVENTATIVE MNTC CONTRACTS	\$134	\$300	\$0	\$200	\$300	0%	\$0
6417 - 3RD PARTY CONTRACTED SERVICE	\$0	\$100	\$0	\$0	\$0	-100%	-\$100
6421 - EMPLOYEE TRAINING/DEVELOPMENT	\$100	\$500	\$0	\$300	\$300	-40%	-\$200
6423 - EMPLOYEE ALLOWANCE/REIMBRSMNT	\$136	\$200	\$0	\$100	\$300	50%	\$100
6433 - INTERFUND CHARGE BACKS	\$2,125	\$3,900	\$471	\$3,000	\$3,400	-12.8%	-\$500
6443 - LEASE EXPENSE	\$1,119	\$1,300	\$712	\$1,400	\$1,400	7.7%	\$100
6450 - INSURANCE EXPENSE	\$3,600	\$2,300	\$1,150	\$2,300	\$2,500	8.7%	\$200
6451 - WORKERS COMPENSATION	\$3,950	\$3,700	\$3,700	\$3,700	\$3,800	2.7%	\$100
6452 - LICENSE & PERMITS	\$0	\$100	\$0	\$100	\$100	0%	\$0
6454 - TELEPHONE / INTERNET SERVC	\$1,022	\$1,100	\$370	\$1,100	\$1,100	0%	\$0
6511 - EAM INV EXP - FUEL 1521	-\$226	\$0	\$0	\$0	\$0	0%	\$0
6520 - OFFICE SUPPLIES	\$1,271	\$1,000	\$38	\$500	\$1,500	50%	\$500
6529 - NON-INV - SUPPLIES	\$263	\$1,000	\$0	\$500	\$1,000	0%	\$0
6550 - MINOR EQUIPMENT	\$0	\$500	\$0	\$500	\$1,000	100%	\$500
Total Operating:	\$16,079	\$21,100	\$8,851	\$18,400	\$24,400	15.6%	\$3,300
Capital Outlay							
7202 - OFFICE EQUIPMENT	\$2,065	\$0	\$0	\$0	\$0	0%	\$0
Total Capital Outlay:	\$2,065	\$0	\$0	\$0	\$0	0%	\$0
Total Expense Objects:	\$96,480	\$109,568	\$44,947	\$96,438	\$106,037	-3.2%	-\$3,543



Mission Statement

To secure the Beneficial Interests of the Public's Health, Safety & Welfare in their Environment through the Enforcement of State & City Codes.

Strategic Plan Goals

*Provide consistent application and enforcement of building and zoning codes

2024 Accomplishments

*Continued with electronic plan review 100% of the time.

*Issued permits 80% of the time during the first visit to the Inspections Division Counter.

*Worked with GIS mapping to identify vacant properties and send out notices for registration.

*Issued 24 new single family home permits, 1 two-family home permit and 2 multifamily building permits with a total of 80 units (as of 7/31/2024).

2025 Goals

*Implement a post-construction survey to identify areas of improvements.

*Implement a fire sprinkler permit in Evolve software.

*Promote success stories from the Division via social media, newsletters, etc.

Personnel Positions

INSPECTIONS 0571-0750

PERSONNEL POSITIONS

Position Title	Current Budgeted Employees	Current Actual Employees	2025 Proposed Employees
Chief Building Official	0.00	1.00	1.00
Building Systems Inspector	5.00	2.70	2.70
Commercial Building System Insp	2.00	3.00	3.00
Housing Inspector	0.00	0.00	0.00
Inspector	0.00	1.00	1.00
Inspection Technician	1.00	0.20	0.20
Plumbing Inspector	0.70	0.00	0.00
Office Assistant	0.00	0.80	0.80
Permit Technician	0.00	0.00	0.00
Assistant City Attorney	0.35	0.35	0.35
TOTAL PERSONNEL	9.05	9.05	9.05

Revenues by Source

Name	FY2023 YTD Actual	FY2024 Budget: Amended	FY2024 YTD Actual	FY2024 Projected	FY2025 Budgeted	FY2024 Budget: Amended vs. FY2025 Budgeted (% Change)	FY2024 Budget: Amended vs. FY2025 Budgeted (\$ Change)
Revenue Source							
Licenses and Permits							
4374 - BUILDING PERMITS	\$663,587	\$630,000	\$409,803	\$693,325	\$500,000	-20.6%	-\$130,000
4376 - ELECTRICAL PERMITS	\$131,260	\$142,500	\$85,890	\$149,200	\$100,000	-29.8%	-\$42,500
4377 - HEATING FEES	\$171,617	\$136,000	\$76,032	\$157,172	\$125,000	-8.1%	-\$11,000
4378 - PLUMBING PERMITS	\$123,998	\$125,000	\$42,740	\$86,500	\$100,000	-20%	-\$25,000
4383 - CODE SEALS AND PLANNING FEES	\$912	\$800	\$798	\$1,178	\$570	-28.7%	-\$230
4386 - HOUSING INSPECTION FEE	\$2,910	\$2,900	\$0	\$2,900	\$2,900	0%	\$0
4387 - COMPLAINT BASED HOUSE INSPECT	\$10,075	\$5,000	\$7,625	\$10,000	\$9,000	80%	\$4,000
4388 - OTHER PERMITS	\$52,060	\$50,000	\$22,140	\$45,000	\$45,000	-10%	-\$5,000
Total Licenses and Permits:	\$1,156,419	\$1,092,200	\$645,028	\$1,145,275	\$882,470	-19.2%	-\$209,730
Miscellaneous Income							
4908 - INTEREST-OTHER INVESTMENTS	\$81,957	\$0	\$0	\$0	\$0	0%	\$0
4972 - MISCELLANEOUS REVENUE	\$0	\$0	\$16	\$0	\$0	0%	\$0
Total Miscellaneous Income:	\$81,957	\$0	\$16	\$0	\$0	0%	\$0
Total Revenue Source:	\$1,238,376	\$1,092,200	\$645,044	\$1,145,275	\$882,470	-19.2%	-\$209,730

Expenditures by Expense Type

Name	FY2023 YTD Actual	FY2024 Budget: Amended	FY2024 YTD Actual	FY2024 Projected	FY2025 Budgeted	FY2024 Budget: Amended vs. FY2025 Budgeted (% Change)	FY2024 Budget: Amended vs. FY2025 Budgeted (\$ Change)
Expense Objects							
Personnel Services							
6102 - REGULAR PAY	\$547,313	\$749,234	\$296,573	\$641,479	\$699,038	-6.7%	-\$50,196
6104 - OVERTIME PAY	\$851	\$15,000	\$0	\$7,700	\$5,213	-65.2%	-\$9,787
6249 - MISCELLANEOUS PAY	\$0	\$2,588	\$0	\$401	\$11,391	340.1%	\$8,803
6302 - FICA - EMPLOYERS SHARE	\$39,035	\$57,303	\$21,458	\$49,863	\$54,121	-5.6%	-\$3,182
6304 - WISCONSIN RETIREMENT FUND	\$37,297	\$51,561	\$20,464	\$46,424	\$49,171	-4.6%	-\$2,390
6306 - HEALTH INSURANCE	\$145,499	\$216,174	\$60,721	\$137,224	\$137,849	-36.2%	-\$78,325
6307 - HEALTH INSURANCE ADMIN FEE	\$0	\$0	\$0	\$0	\$1,030	N/A	\$1,030
6308 - DENTAL	\$7,694	\$10,220	\$3,060	\$6,987	\$6,724	-35.6%	-\$3,636
6310 - LIFE INSURANCE	\$1,244	\$1,979	\$763	\$1,631	\$1,850	-6.5%	-\$129
6320 - OTHER BENEFITS	\$7,017	\$0	\$0	\$0	\$0	0%	\$0
6350 - GASB 68 PENSION EXPEN	\$55,779	\$0	\$0	\$0	\$0	0%	\$0
6360 - GASB 74 75 OPEB EXPENSE	\$1,867	\$0	\$0	\$0	\$0	0%	\$0
Total Personnel Services:	\$843,596	\$1,104,059	\$403,037	\$891,708	\$966,387	-12.5%	-\$137,812
Operating							
6401 - PS - ENGINEER/SURVEY/APPRaisal	\$47,262	\$7,000	\$0	\$0	\$0	-100%	-\$7,000
6402 - PS- AUDIT	\$1,296	\$1,600	\$1,300	\$1,600	\$1,600	0%	\$0
6404 - PS - MISC CONSULTING / STUDIES	\$60	\$400	\$60	\$200	\$300	-25%	-\$100
6411 - ADVERTISING/POSTAGE/PRINTING	\$3,131	\$3,500	\$1,935	\$3,800	\$4,000	14.3%	\$500
6415 - SUBSCRIPTION/LICENSING CNTRCTS	\$14,614	\$16,500	\$15,183	\$21,500	\$37,810	129.2%	\$21,310
6416 - PREVENTATIVE MNTC CONTRACTS	\$1,106	\$2,000	\$0	\$2,000	\$2,000	0%	\$0
6421 - EMPLOYEE TRAINING/DEVELOPMENT	\$6,137	\$18,000	\$4,547	\$11,500	\$10,000	-44.4%	-\$8,000
6422 - PRFSL LICENSE/MEMBERSHIP/BOND	\$880	\$1,100	\$1,115	\$1,100	\$1,100	0%	\$0
6423 - EMPLOYEE ALLOWANCE/REIMBRSMNT	\$9,350	\$14,000	\$356	\$1,000	\$1,000	-92.9%	-\$13,000
6433 - INTERFUND CHARGE BACKS	\$3,810	\$5,900	\$3,161	\$4,500	\$6,500	10.2%	\$600
6443 - LEASE EXPENSE	\$1,119	\$1,300	\$712	\$1,400	\$1,400	7.7%	\$100
6450 - INSURANCE EXPENSE	\$2,600	\$7,800	\$2,000	\$5,600	\$6,300	-19.2%	-\$1,500
6451 - WORKERS COMPENSATION	\$7,900	\$11,100	\$11,100	\$11,100	\$11,400	2.7%	\$300
6452 - LICENSE & PERMITS	\$408	\$2,500	\$723	\$1,500	\$1,400	-44%	-\$1,100
6454 - TELEPHONE / INTERNET SERVC	\$4,617	\$4,500	\$1,917	\$4,500	\$4,500	0%	\$0
6511 - EAM INV EXP - FUEL 1521	\$226	\$0	\$0	\$0	\$0	0%	\$0

Name	FY2023 YTD Actual	FY2024 Budget: Amended	FY2024 YTD Actual	FY2024 Projected	FY2025 Budgeted	FY2024 Budget: Amended vs. FY2025 Budgeted (% Change)	FY2024 Budget: Amended vs. FY2025 Budgeted (\$ Change)
6520 - OFFICE SUPPLIES	\$1,676	\$1,600	\$1,683	\$1,700	\$2,000	25%	\$400
6529 - NON-INV - SUPPLIES	\$4,930	\$7,500	\$1,711	\$7,500	\$10,000	33.3%	\$2,500
6550 - MINOR EQUIPMENT	\$6,883	\$4,000	\$4,950	\$5,000	\$3,300	-17.5%	-\$700
Total Operating:	\$118,005	\$110,300	\$52,451	\$85,500	\$104,610	-5.2%	-\$5,690
Total Expense Objects:	\$961,600	\$1,214,359	\$455,488	\$977,208	\$1,070,997	-11.8%	-\$143,502



Employee Benefits Fund 0601-0903

Department: Human Resources Department
Fund Type: Internal Service Fund,
Non-Major Fund
Contact Person: Michelle Behnke,
Human Resources Manager

Mission Statement

To provide benefits that attract, recruit highly skilled employees, and retain high-performing employees. Health Insurance benefits are offered to full-time and regular part-time employees (part-time minimum of 1,200 hours per year).

Strategic Plan Goals

- *Enhance the Effectiveness of our City Government
- *Recruit, Retain, Engage and Recognize Employees

2024 Accomplishments

- *Increased overall usage of the Three Waves Health Clinic.

2025 Goals

- *Continue to evaluate and enhance benefit offerings, as appropriate.

Personnel Positions

EMPLOYEE BENEFITS FUND 0601-0903

PERSONNEL POSITIONS

Position Title	Current Budgeted Employees	Current Actual Employees	2025 Proposed Employees
Benefits Coordinator	0.00	0.00	0.20
Payroll & Benefits Assistant	0.00	0.20	0.20
TOTAL PERSONNEL	0.00	0.20	0.40

Revenues by Source

Name	FY2023 YTD Actual	FY2024 Budget: Amended	FY2024 YTD Actual	FY2024 Projected	FY2025 Budgeted	FY2024 Budget: Amended vs. FY2025 Budgeted (% Change)	FY2024 Budget: Amended vs. FY2025 Budgeted (\$ Change)
Revenue Source							
Miscellaneous Income							
4966 - OTHER REIMBURSEMENTS	\$1,502,352	\$600,000	\$649,902	\$1,200,000	\$1,131,000	88.5%	\$531,000
Total Miscellaneous Income:	\$1,502,352	\$600,000	\$649,902	\$1,200,000	\$1,131,000	88.5%	\$531,000
Service Charges							
4816 - SERVICE CHARGE- INTERDEPARTMNTL	\$0	\$0	\$0	\$0	\$45,200	N/A	\$45,200
Total Service Charges:	\$0	\$0	\$0	\$0	\$45,200	N/A	\$45,200
Other Financing							
5531 - HEALTH INS CONTRIB-EMPLOYER	\$505	\$456,100	\$0	\$0	\$0	-100%	-\$456,100
5532 - HEALTH INS CONTRIB-EMPLOYEE	\$10,935,763	\$10,755,900	\$5,072,730	\$10,756,000	\$11,156,000	3.7%	\$400,100
5533 - HEALTH INS CONTRIB-RETIRED	\$857,522	\$506,600	\$420,514	\$863,000	\$893,000	76.3%	\$386,400
Total Other Financing:	\$11,793,790	\$11,718,600	\$5,493,244	\$11,619,000	\$12,049,000	2.8%	\$330,400
Total Revenue Source:	\$13,296,142	\$12,318,600	\$6,143,146	\$12,819,000	\$13,225,200	7.4%	\$906,600

Expenditures by Expense Type

Name	FY2023 YTD Actual	FY2024 Budget: Amended	FY2024 YTD Actual	FY2024 Projected	FY2025 Budgeted	FY2024 Budget: Amended vs. FY2025 Budgeted (% Change)	FY2024 Budget: Amended vs. FY2025 Budgeted (\$ Change)
Expense Objects							
Personnel Services							
6102 - REGULAR PAY	\$0	\$0	\$2,074	\$0	\$25,905	N/A	\$25,905
6302 - FICA - EMPLOYERS SHARE	\$0	\$0	\$154	\$0	\$1,983	N/A	\$1,983
6304 - WISCONSIN RETIREMENT FUND	\$0	\$0	\$143	\$0	\$1,801	N/A	\$1,801
6306 - HEALTH INSURANCE	\$0	\$0	\$431	\$0	\$8,334	N/A	\$8,334
6308 - DENTAL	\$0	\$0	\$15	\$0	\$296	N/A	\$296
6310 - LIFE INSURANCE	\$0	\$0	\$1	\$0	\$70	N/A	\$70
6322 - EMPLOYEE BENEFIT FEES	\$12,757	\$14,800	\$5,548	\$14,800	\$16,000	8.1%	\$1,200
Total Personnel Services:	\$12,757	\$14,800	\$8,366	\$14,800	\$54,389	267.5%	\$39,589
Operating							
6404 - PS - MISC CONSULTING / STUDIES	\$11,078,131	\$12,235,000	\$5,624,186	\$11,868,900	\$12,867,600	5.2%	\$632,600
6421 - EMPLOYEE TRAINING/DEVELOPMENT	\$71	\$0	\$2,419	\$3,000	\$5,000	N/A	\$5,000
6441 - RENTAL EXPENSE	\$0	\$0	\$0	\$700	\$0	0%	\$0
6529 - NON-INV - SUPPLIES	\$1,635	\$6,800	\$0	\$4,300	\$6,800	0%	\$0
Total Operating:	\$11,079,837	\$12,241,800	\$5,626,605	\$11,876,900	\$12,879,400	5.2%	\$637,600
Total Expense Objects:	\$11,092,594	\$12,256,600	\$5,634,971	\$11,891,700	\$12,933,789	5.5%	\$677,189



Workers Compensation Fund 0603-0909

Department: Human Resources Department
Fund Type: Internal Service Fund,
Non-Major Fund
Contact Person: Paul Greeninger,
Safety & Risk Management Officer

Mission Statement

The function of Safety is to provide a safe workplace for our employees, to comply with Department of Safety and Professional Services Regulations (including safety education of all employees), and to manage the City's worker compensation claims.

Strategic Plan Goals

*Enhance the effectiveness of our City Government

2024 Accomplishments

*Created a "Workers Compensation 101" training for supervisors

2025 Goals

*Train affected departments on new Fall Protection regulations

Personnel Positions

WORKERS COMPENSATION 0603-0909			
PERSONNEL POSITIONS			
Position Title	Current Budgeted Employees	Current Actual Employees	2025 Proposed Employees
Safety & Risk Management Officer	0.33	0.33	0.34
TOTAL PERSONNEL	0.33	0.33	0.34

Revenues by Source

Name	FY2023 YTD Actual	FY2024 Budget: Amended	FY2024 YTD Actual	FY2024 Projected	FY2025 Budgeted	FY2024 Budget: Amended vs. FY2025 Budgeted (% Change)	FY2024 Budget: Amended vs. FY2025 Budgeted (\$ Change)
Revenue Source							
Service Charges							
4816 - SERVICE CHARGE- INTERDEPARTMNTL	\$1,050,300	\$985,100	\$985,200	\$985,200	\$1,011,700	2.7%	\$26,600
Total Service Charges:	\$1,050,300	\$985,100	\$985,200	\$985,200	\$1,011,700	2.7%	\$26,600
Total Revenue Source:	\$1,050,300	\$985,100	\$985,200	\$985,200	\$1,011,700	2.7%	\$26,600

Expenditures by Expense Type

Name	FY2023 YTD Actual	FY2024 Budget: Amended	FY2024 YTD Actual	FY2024 Projected	FY2025 Budgeted	FY2024 Budget: Amended vs. FY2025 Budgeted (% Change)	FY2024 Budget: Amended vs. FY2025 Budgeted (\$ Change)
Expense Objects							
Personnel Services							
6102 - REGULAR PAY	\$28,747	\$30,103	\$13,884	\$29,943	\$31,269	3.9%	\$1,166
6106 - WORKERS COMPENSATION PAY	\$446	\$25,000	\$370	\$25,000	\$15,000	-40%	-\$10,000
6249 - MISCELLANEOUS PAY	\$0	-\$390	\$0	\$0	\$0	-100%	\$390
6302 - FICA - EMPLOYERS SHARE	\$2,113	\$2,322	\$1,043	\$2,273	\$2,393	3.1%	\$71
6304 - WISCONSIN RETIREMENT FUND	-\$4,929	\$2,088	\$1,169	\$2,311	\$2,174	4.1%	\$86
6306 - HEALTH INSURANCE	\$8,046	\$8,828	\$1,610	\$6,038	\$3,514	-60.2%	-\$5,314
6307 - HEALTH INSURANCE ADMIN FEE	\$0	\$0	\$0	\$0	\$1,030	N/A	\$1,030
6308 - DENTAL	\$464	\$464	\$213	\$464	\$474	2.2%	\$10
6310 - LIFE INSURANCE	\$8,865	\$79	\$89	\$129	\$83	5.1%	\$4
Total Personnel Services:	\$43,753	\$68,494	\$18,379	\$66,157	\$55,937	-18.3%	-\$12,557
Operating							
6404 - PS - MISC CONSULTING / STUDIES	\$13,917	\$21,000	\$3,559	\$15,000	\$21,000	0%	\$0
6412 - CONTRACTUAL AGREEMENT PYMNTS	\$642,494	\$677,500	\$203,459	\$677,500	\$700,000	3.3%	\$22,500
6415 - SUBSCRIPTION/LICENSING CNTRCTS	\$141	\$100	\$142	\$200	\$200	100%	\$100
6417 - 3RD PARTY CONTRACTED SERVICE	\$12,993	\$10,700	\$690	\$5,000	\$10,000	-6.5%	-\$700
6421 - EMPLOYEE TRAINING/DEVELOPMENT	\$1,044	\$1,300	\$1,028	\$1,300	\$1,300	0%	\$0
6422 - PRFSL LICENSE/MEMBERSHIP/BOND	\$150	\$200	\$0	\$200	\$200	0%	\$0
6451 - WORKERS COMPENSATION	\$249,574	\$205,000	\$228,249	\$228,300	\$228,300	11.4%	\$23,300
6454 - TELEPHONE / INTERNET SERVC	\$0	\$200	\$0	\$0	\$100	-50%	-\$100
6520 - OFFICE SUPPLIES	\$0	\$200	\$0	\$0	\$0	-100%	-\$200
6521 - INVENTORY SUPPLIES	\$0	\$400	\$0	\$0	\$200	-50%	-\$200
Total Operating:	\$920,315	\$916,600	\$437,126	\$927,500	\$961,300	4.9%	\$44,700
Total Expense Objects:	\$964,067	\$985,094	\$455,505	\$993,657	\$1,017,237	3.3%	\$32,143



**Central City Fund 0609-
0450/0430**

Department: Public Works Department

Fund Type: Internal Service Fund,

Non-Major Fund

Contact Person: Ryan Lemke: Field Operations Manager, Andy Hintz:
Street Division Manager

Mission Statement

To provide support services to meet the operational requirements of the Department of Public Works and other City Departments.
To plan and implement maintenance and repairs of streets and sewers to insure they remain in a safe and serviceable condition

Strategic Plan Goals

- *Improve and maintain our infrastructure - street maintenance
- *Improve and maintain our infrastructure - storm and sanitary sewer collection system
- *Improve and maintain our infrastructure - city equipment

2024 Accomplishments

- *Provided assistance and support to numerous city divisions and departments including: RDA, Sign/Electric, Parks, Transit, Museum, Water, Wastewater and Sanitation.
- *Paved walking trails in Menominee Park, South Park, and Rusch Park.
- *Completed street division reorganization and restructuring.
- *Improved preventative maintenance/minimize unscheduled downtime.
- *Purchase the remaining vehicles/equipment approved for purchase in 2024.

2025 Goals

- *Continue to assist DPW divisions and other city departments with projects as needed.
- *Continue to provide efficient snow and ice removal.
- *Continue to improve the quality of our fleet through preventative maintenance.
- *Continue to improve preventative maintenance/minimize unscheduled downtown.
- *Purchase vehicles and equipment that are approved in the 2025 CIP.

Personnel Positions

CENTRAL CITY-STREETS 0609-0430			
PERSONNEL POSITIONS			
Position Title	Current Budgeted Employees	Current Actual Employees	2025 Proposed Employees
Public Works Street Supervisor	0.00	2.00	2.00
Lead Equipment Operator	1.00	4.00	4.00
Lead Construction Worker	6.00	0.00	0.00
Equipment Operator	25.00	27.00	27.00
Street Maintenance Worker	1.00	0.00	1.00
TOTAL PERSONNEL	33.00	33.00	34.00

CENTRAL CITY-CENTRAL GARAGE 0609-0450			
PERSONNEL POSITIONS			
Position Title	Current Budgeted Employees	Current Actual Employees	2025 Proposed Employees
Fleet & Equipment Repair Coord	1.00	1.00	1.00
Equipment Mechanic	6.00	6.00	6.00
Welder	1.00	1.00	1.00
Fleet and Equipment Lead	0.00	1.00	1.00
Fleet and Equipment Technician	1.00	0.00	0.00
Office Assistant	1.00	1.00	1.00
TOTAL PERSONNEL	10.00	10.00	10.00

Central City - Streets Revenues and Expenditures by Department 0609-0430

Name	FY23 Actual	FY24 Budget: Amended	FY24 YTD Actual	FY24 Projected	FY25 Budgeted	FY24 Budget: Amended vs. FY25 Budgeted (% Change)	FY24 Budget: Amended vs. FY25 Budgeted (\$ Change)
4812 - SERVICE CHARGE-STREET	\$ 3,056,944	\$ 3,781,700	\$ 1,334,189	\$ 3,377,400	\$ 3,643,700	-3.65%	\$ (138,000)
6102 - REGULAR PAY	\$ 1,841,472	\$ 2,168,134	\$ 905,920	\$ 2,024,769	\$ 2,290,890	5.66%	\$ 122,756
6103 - REGULAR PAY - TEMP EMPLOYEE	\$ -	\$ -	\$ -	\$ -	\$ -	0.00%	\$ -
6104 - OVERTIME PAY	\$ 28,033	\$ 31,500	\$ 6,419	\$ 22,799	\$ 34,153	8.42%	\$ 2,653
6249 - MISCELLANEOUS PAY	\$ -	\$ 17,938	\$ -	\$ 28,638	\$ 37,653	109.91%	\$ 19,715
6302 - FICA - EMPLOYERS SHARE	\$ 136,582	\$ 169,366	\$ 66,569	\$ 153,166	\$ 177,884	5.03%	\$ 8,518
6304 - WISCONSIN RETIREMENT FUND	\$ (288,150)	\$ 152,538	\$ 61,915	\$ 140,297	\$ 161,605	5.94%	\$ 9,067
6305 - WRS PENSION PRIOR SERVICE	\$ -	\$ -	\$ -	\$ -	\$ -	0.00%	\$ -
6306 - HEALTH INSURANCE	\$ 1,008,379	\$ 640,494	\$ 261,136	\$ 608,514	\$ 674,851	5.36%	\$ 34,357
6307 - HEALTH INSURANCE ADMIN FEE	\$ -	\$ -	\$ -	\$ -	\$ 1,030	0.00%	\$ 1,030
6308 - DENTAL	\$ 26,159	\$ 32,072	\$ 12,666	\$ 29,689	\$ 33,885	5.65%	\$ 1,813
6310 - LIFE INSURANCE	\$ 189,992	\$ 5,619	\$ 2,156	\$ 4,961	\$ 6,031	7.33%	\$ 412
6417 - 3RD PARTY CONTRACTED SERVICE	\$ 6,870	\$ 4,200	\$ -	\$ 2,500	\$ 3,000	-28.57%	\$ (1,200)
6421 - EMPLOYEE TRAINING/DEVELOPMENT	\$ -	\$ -	\$ -	\$ -	\$ -	0.00%	\$ -
6422 - PRFSL LICENSE/MEMBERSHIP/BOND	\$ 370	\$ -	\$ 74	\$ -	\$ -	0.00%	\$ -
6423 - EMPLOYEE ALLOWANCE/REIMBRSMNT	\$ 1,163	\$ -	\$ 200	\$ -	\$ -	0.00%	\$ -
6433 - INTERFUND CHARGE BACKS	\$ -	\$ -	\$ -	\$ -	\$ -	0.00%	\$ -
6462 - INVENTORY OVER/SHORT	\$ (33,852)	\$ -	\$ -	\$ -	\$ -	0.00%	\$ -
6519 - NON-INVENTORY FUEL	\$ -	\$ -	\$ -	\$ -	\$ -	0.00%	\$ -
6529 - NON-INV - SUPPLIES	\$ -	\$ -	\$ -	\$ -	\$ -	0.00%	\$ -
6530 - EAM INV EXP - PARTS 1523	\$ 38,157	\$ 52,000	\$ 7,732	\$ 30,000	\$ 50,000	-3.85%	\$ (2,000)
6531 - EAM INV EXP - CASTINGS 1510	\$ 244,927	\$ 217,000	\$ 110,298	\$ 217,000	\$ 225,000	3.69%	\$ 8,000
6539 - NON INVENTORY REPAIR PARTS	\$ 6,784	\$ 800	\$ 2,473	\$ 7,000	\$ 8,000	900.00%	\$ 7,200
6541 - EAM INV EXP - MATERIALS 1524	\$ 9,676	\$ 7,000	\$ 1,987	\$ 7,000	\$ 10,000	42.86%	\$ 3,000
6549 - NON-INV MATERIALS	\$ 323,800	\$ 457,000	\$ 96,735	\$ 435,000	\$ 465,000	1.75%	\$ 8,000
Grand Total	\$ 6,597,306	\$ 7,737,361	\$ 2,870,470	\$ 7,088,733	\$ 7,822,682	1.10%	\$ 85,321
Revenues	\$ 3,056,944	\$ 3,781,700	\$ 1,334,189	\$ 3,377,400	\$ 3,643,700	-3.65%	\$ (138,000)
Expenditures	\$ 3,540,362	\$ 3,955,661	\$ 1,536,281	\$ 3,711,333	\$ 4,178,982	5.65%	\$ 223,321

Central City - Central Garage Revenues and Expenditures by Department 0609-0450

Name	FY23 Actual	FY24 Budget: Amended	FY24 YTD Actual	FY24 Projected	FY25 Budgeted	FY24 Budget: Amended vs. FY25 Budgeted (% Change)	FY24 Budget: Amended vs. FY25 Budgeted (\$ Change)
4550 - 3RD PARTY FUEL REVENUE	\$ -	\$ -	\$ -	\$ -	\$ -	0.00%	\$ -
4551 - FUEL REVENUE	\$ 694,380	\$ 1,115,700	\$ 402,097	\$ 1,000,000	\$ 1,115,700	0.00%	\$ -
4815 - SERVICE CHARGE-CENTRAL GARAGE	\$ 1,449,808	\$ 1,609,900	\$ 550,189	\$ 1,447,800	\$ 1,473,400	-8.48%	\$ (136,500)
4907 - INTEREST - ACCOUNTS RECEIVABLE	\$ -	\$ -	\$ 27	\$ -	\$ -	0.00%	\$ -
5299 - TSF FROM OTHER FUNDS	\$ -	\$ -	\$ -	\$ -	\$ -	0.00%	\$ -
6102 - REGULAR PAY	\$ 556,892	\$ 625,641	\$ 241,828	\$ 575,888	\$ 653,712	4.49%	\$ 28,071
6104 - OVERTIME PAY	\$ 107	\$ -	\$ -	\$ -	\$ -	0.00%	\$ -
6249 - MISCELLANEOUS PAY	\$ -	\$ 8,417	\$ -	\$ 14,319	\$ 8,962	6.47%	\$ 545
6302 - FICA - EMPLOYERS SHARE	\$ 40,562	\$ 47,643	\$ 17,769	\$ 43,254	\$ 50,012	4.97%	\$ 2,369
6304 - WISCONSIN RETIREMENT FUND	\$ 37,773	\$ 43,002	\$ 16,686	\$ 39,736	\$ 45,437	5.66%	\$ 2,435
6306 - HEALTH INSURANCE	\$ 142,562	\$ 152,847	\$ 57,038	\$ 150,422	\$ 171,260	12.05%	\$ 18,413
6308 - DENTAL	\$ 6,100	\$ 6,890	\$ 2,402	\$ 6,605	\$ 7,490	8.71%	\$ 600
6310 - LIFE INSURANCE	\$ 1,462	\$ 1,629	\$ 599	\$ 1,427	\$ 1,729	6.14%	\$ 100
6401 - PS - ENGINEER/SURVEY/APPRaisal	\$ -	\$ -	\$ -	\$ -	\$ -	0.00%	\$ -
6404 - PS - MISC CONSULTING / STUDIES	\$ -	\$ -	\$ -	\$ -	\$ -	0.00%	\$ -
6415 - SUBSCRIPTION/LICENSING CNTRCTS	\$ -	\$ -	\$ -	\$ -	\$ -	0.00%	\$ -
6416 - PREVENTATIVE MNCT CONTRACTS	\$ -	\$ -	\$ -	\$ -	\$ -	0.00%	\$ -
6417 - 3RD PARTY CONTRACTED SERVICE	\$ 169,956	\$ 112,865	\$ 115,005	\$ 200,000	\$ 200,000	77.20%	\$ 87,135
6421 - EMPLOYEE TRAINING/DEVELOPMENT	\$ -	\$ -	\$ -	\$ -	\$ -	0.00%	\$ -
6422 - PRFSL LICENSE/MEMBERSHIP/BOND	\$ 74	\$ -	\$ -	\$ -	\$ -	0.00%	\$ -
6423 - EMPLOYEE ALLOWANCE/REIMBRSMNT	\$ 100	\$ -	\$ -	\$ -	\$ -	0.00%	\$ -
6441 - RENTAL EXPENSE	\$ -	\$ -	\$ -	\$ -	\$ -	0.00%	\$ -
6462 - INVENTORY OVER/SHORT	\$ -	\$ -	\$ -	\$ -	\$ -	0.00%	\$ -
6469 - UNCOLLECTIBLE ACCOUNTS	\$ -	\$ -	\$ -	\$ -	\$ -	0.00%	\$ -
6511 - EAM INV EXP - FUEL 1521	\$ 976,661	\$ 1,074,000	\$ 406,984	\$ 975,000	\$ 1,074,000	0.00%	\$ -
6512 - COMPRESSED NATURAL GAS	\$ -	\$ -	\$ -	\$ -	\$ -	0.00%	\$ -
6513 - MOTOR OIL (LUBRICANTS)	\$ -	\$ -	\$ -	\$ -	\$ -	0.00%	\$ -
6514 - WELDING & MISC GASES	\$ 222	\$ -	\$ -	\$ -	\$ -	0.00%	\$ -
6519 - NON-INVENTORY FUEL	\$ 47,295	\$ 43,077	\$ 18,374	\$ 40,000	\$ 42,000	-2.50%	\$ (1,077)
6520 - OFFICE SUPPLIES	\$ -	\$ -	\$ -	\$ -	\$ -	0.00%	\$ -
6521 - INVENTORY SUPPLIES	\$ -	\$ -	\$ -	\$ -	\$ -	0.00%	\$ -
6529 - NON-INV - SUPPLIES	\$ 96,620	\$ 93,417	\$ 49,783	\$ 110,000	\$ 120,000	28.46%	\$ 26,583
6530 - EAM INV EXP - PARTS 1523	\$ -	\$ -	\$ -	\$ -	\$ -	0.00%	\$ -
6539 - NON INVENTORY REPAIR PARTS	\$ 558,883	\$ 385,117	\$ 277,901	\$ 585,000	\$ 580,000	50.60%	\$ 194,883
6550 - MINOR EQUIPMENT	\$ -	\$ -	\$ 560	\$ 600	\$ -	0.00%	\$ -
7204 - MACHINERY & EQUIPMENT	\$ 20,535	\$ (20,535)	\$ -	\$ -	\$ -	-100.00%	\$ 20,535
7205 - CAPITALIZED REPAIRS	\$ -	\$ -	\$ -	\$ -	\$ -	0.00%	\$ -
7470 - TSF TO OTHER	\$ -	\$ -	\$ -	\$ -	\$ -	0.00%	\$ -
Grand Total	\$ 4,799,991	\$ 5,299,611	\$ 2,157,243	\$ 5,190,052	\$ 5,543,702	4.61%	\$ 244,091
Revenues	\$ 2,144,188	\$ 2,725,600	\$ 952,314	\$ 2,447,800	\$ 2,589,100	-5.01%	\$ (136,500)
Expenditures	\$ 2,655,803	\$ 2,574,011	\$ 1,204,929	\$ 2,742,252	\$ 2,954,602	14.79%	\$ 380,591



Trusts Fund 0707-0071

Department: Finance Department
Fund Type: Permanent Fund
Non-Major Fund
Contact Person: Hailey Palmquist,
Assistant Finance Director

Revenues by Source

Name	FY2023 YTD Actual	FY2024 Budget: Amended	FY2024 YTD Actual	FY2024 Projected	FY2025 Budgeted	FY2024 Budget: Amended vs. FY2025 Budgeted (% Change)	FY2024 Budget: Amended vs. FY2025 Budgeted (\$ Change)
Revenue Source							
Miscellaneous Income							
4908 - INTEREST-OTHER INVESTMENTS	\$411,994	\$0	\$204,792	\$438,200	\$375,000	N/A	\$375,000
4916 - CAPITAL GAINS ON INVESTMENTS	\$867,751	\$0	\$342,748	\$1,104,600	\$884,200	N/A	\$884,200
4952 - GIFTS & DONATIONS	\$97,535	\$0	-\$54,574	\$58,300	\$37,500	N/A	\$37,500
4972 - MISCELLANEOUS REVENUE	\$21,741	\$0	\$15,124	\$24,700	\$18,000	N/A	\$18,000
Total Miscellaneous Income:	\$1,399,021	\$0	\$508,090	\$1,625,800	\$1,314,700	N/A	\$1,314,700
Total Revenue Source:	\$1,399,021	\$0	\$508,090	\$1,625,800	\$1,314,700	N/A	\$1,314,700

Expenditures by Expense Type

Name	FY2023 YTD Actual	FY2024 Budget: Amended	FY2024 YTD Actual	FY2024 Projected	FY2025 Budgeted	FY2024 Budget: Amended vs. FY2025 Budgeted (% Change)	FY2024 Budget: Amended vs. FY2025 Budgeted (\$ Change)
Expense Objects							
Operating							
6417 - 3RD PARTY CONTRACTED SERVICE	\$21,571	\$15,608	\$424	\$0	\$0	-100%	-\$15,608
6465 - BANK FEES	\$44,243	\$0	\$20,436	\$70,900	\$72,750	N/A	\$72,750
6524 - SPECIALTY SUPPLIES	\$94,579	\$0	\$0	\$0	\$0	0%	\$0
6529 - NON-INV - SUPPLIES	\$204	\$0	\$204	\$0	\$0	0%	\$0
7470 - TSF TO OTHER	\$222,100	\$83,481	\$0	\$0	\$227,500	172.5%	\$144,019
Total Operating:	\$382,696	\$99,089	\$21,064	\$70,900	\$300,250	203%	\$201,161
Total Expense Objects:	\$382,696	\$99,089	\$21,064	\$70,900	\$300,250	203%	\$201,161



Mission Statement

The Common Council created the Redevelopment Authority (RDA) in 2003. The primary emphasis and focus of the Redevelopment Authority is the redevelopment and revitalization of the central city, downtown, and riverfront. The RDA can acquire blighted properties, demolish and remediate sites, and provide public improvements that promote the redevelopment of the City.

Strategic Plan Goals

*Support redevelopment opportunities throughout the City

2024 Accomplishments

- *Continued to acquire blighted properties for neighborhood and commercial redevelopment.
- *Continued to acquire/rehabilitate/demolish/sell residential properties.

2025 Goals

- *Continue to acquire blighted properties for neighborhood redevelopment.
- *Continue to acquire/rehabilitate/demolish/sell residential properties.
- *Continue to market available properties.

Revenues by Source

Name	FY2023 YTD Actual	FY2024 Budget: Amended	FY2024 YTD Actual	FY2024 Projected	FY2025 Budgeted	FY2024 Budget: Amended vs. FY2025 Budgeted (% Change)	FY2024 Budget: Amended vs. FY2025 Budgeted (\$ Change)
Revenue Source							
Miscellaneous Income							
4908 - INTEREST-OTHER INVESTMENTS	\$8,406	\$0	\$0	\$0	\$0	0%	\$0
4920 - RENTAL REVENUE	\$6,000	\$6,000	\$3,000	\$6,000	\$6,000	0%	\$0
4972 - MISCELLANEOUS REVENUE	\$594	\$0	\$501	\$0	\$0	0%	\$0
4982 - CONTRIBUTED CAPITAL INCOME	\$14,700	\$0	\$0	\$0	\$0	0%	\$0
Total Miscellaneous Income:	\$29,700	\$6,000	\$3,501	\$6,000	\$6,000	0%	\$0
Other Financing							
5300 - SALE OF CAPITAL ASSETS	-\$1,494	\$0	\$0	\$0	\$0	0%	\$0
5301 - CAPITAL GAIN/LOSS PROPERTY/LAN	-\$16,938	\$0	\$0	\$0	\$0	0%	\$0
Total Other Financing:	-\$18,432	\$0	\$0	\$0	\$0	0%	\$0
Transfers							
5299 - TSF FROM OTHER FUNDS	\$363,543	\$100,000	\$116,286	\$116,000	\$150,000	50%	\$50,000
Total Transfers:	\$363,543	\$100,000	\$116,286	\$116,000	\$150,000	50%	\$50,000
Total Revenue Source:	\$374,810	\$106,000	\$119,787	\$122,000	\$156,000	47.2%	\$50,000

Expenditures by Expense Type

Name	FY2023 YTD Actual	FY2024 Budget: Amended	FY2024 YTD Actual	FY2024 Projected	FY2025 Budgeted	FY2024 Budget: Amended vs. FY2025 Budgeted (% Change)	FY2024 Budget: Amended vs. FY2025 Budgeted (\$ Change)
Expense Objects							
Operating							
6450 - INSURANCE EXPENSE	\$5,194	\$5,200	\$5,194	\$5,200	\$5,300	1.9%	\$100
6451 - WORKERS COMPENSATION	\$796	\$0	\$756	\$800	\$800	N/A	\$800
6467 - RDA INTERFUND CHARGEBACK	\$33,862	\$0	\$31,286	\$39,760	\$24,260	N/A	\$24,260
Total Operating:	\$39,852	\$5,200	\$37,236	\$45,760	\$30,360	483.8%	\$25,160
Capital Outlay							
7208 - LAND & LAND IMPVMTS	\$0	\$90,000	\$0	\$0	\$100,000	11.1%	\$10,000
Total Capital Outlay:	\$0	\$90,000	\$0	\$0	\$100,000	11.1%	\$10,000
Total Expense Objects:	\$39,852	\$95,200	\$37,236	\$45,760	\$130,360	36.9%	\$35,160

City of Oshkosh, Wisconsin

CIP - Project Detail Sheet

2025 thru 2029

PROJECTS BY DEPARTMENT

Department	Project #	Priority	2025	2026	2027	2028	2029	Total
0130 - Facilities								
FAC: Office Furniture Replacement	00A FURN RPL	3	25,000	25,000	25,000	25,000	25,000	125,000
FAC: HVAC/Roofing Replacement	00A HVAC/RF	1	750,000	750,000	750,000	750,000	750,000	3,750,000
FAC: Fire Training Center (Amount in Contingency)	24 FT CNTR	1		0				0
FAC: City Hall Renovation	25 FAC CTYHL	1		10,000,000	10,000,000	10,000,000		30,000,000
FAC: FM Commercial Tractor	25 FAC TRTR2	2				31,000		31,000
FAC: #002 3/4Ton PU Truck w/8' bed	25 FAC VEH1	1	60,000					60,000
FAC: Fire Department Contingency	25 FD CONT	1	7,700,000					7,700,000
FAC: Fire Station 16 Replacement	25 FS 16 RE	2					5,000,000	5,000,000
FAC: GOH Annex Renovation	25 GOH ANNEX	2	385,000	4,825,000	4,790,000			10,000,000
FAC: Oshkosh Media Master Control	25 OM MCE	3	73,000					73,000
FAC: OPL Fire Suppression Accordion Door	25 OPL DOOR	2	25,000					25,000
FAC:OPL Server Room Fire Suppression System	25 OPL FSS	2	60,000					60,000
FAC: OPM Commercial Tractor	25 OPM TRCTR	2		31,000				31,000
FAC: OSC South Flooring Improvements	25 OSC S FLI	3	40,000					40,000
FAC: OSC South Wall Systems	25 OSC S WAL	3	53,000					53,000
FAC: OCC Interior Refresh	26 OCC FRES	3		2,000,000				2,000,000
FAC: Oshkosh Media TV Studio Equipment	26 OM TV SE	3	65,000					65,000
FAC: Elevator Modernizations	26 OPM ELEV	2	685,000					685,000
FAC: Fire Station 15 Improvement	28 FS 15 REP	3		1,900,000				1,900,000
FAC: OPM Lobby Improvements	29 OPM LOBBY	3					2,800,000	2,800,000
FAC: PD Training Facility	29 PD TRAIN	3					13,000,000	13,000,000
0130 - Facilities Total			9,921,000	19,531,000	15,565,000	10,806,000	21,575,000	77,398,000
0211 - Police								
PD: TASER Replacement	00A PD TASER	1	40,000	40,000	40,000	90,000	90,000	300,000
PD: Police Fleet Vehicles	24 PD MOTVEH	1	65,000	65,000	135,000	135,000	135,000	535,000
PD: Tactical Response & Recovery Veh	28 PD TRRV	3				275,000		275,000
PD: Command & Community Outreach Veh	29 PD CCOV	4					825,000	825,000
0211 - Police Total			105,000	105,000	175,000	500,000	1,050,000	1,935,000
0230 - Fire								
FIRE: Land for Stations	00 FIRE LAND	1		750,000				750,000
FIRE: Turn Out Gear	00A FIR GEAR	1	76,000	140,360	182,347	139,090	261,225	799,022
FIRE: Replace Ambulances	00A FIRE AMB	1			1,447,293			1,447,293
FIRE: New Hose	00A FIRE HOS	3	10,000		3,000	3,000	3,000	19,000
FIRE: Other Vehicles	23 FIRE VEHS	2	90,000	70,000	72,000	75,000	78,000	385,000
FIRE: Replace Cardiac Monitors & AEDs	24 FIRE MNTR	2	15,000					15,000
FIRE: Ceape Street Project-Station 15	25 FIRE CEAP	1	15,000					15,000
FIRE: CPR	25 FIRE CPR	2		532,646				532,646
FIRE: Elk Patient Lifting System	25 FIRE ELK	3	14,405					14,405
FIRE: Fire Hose Washer	25 FIRE FHW	3	7,700					7,700
FIRE: Replace Engines	26 FIRE ENG	1	1,037,250	1,142,085	1,222,046	2,200,000		5,601,381
FIRE: Halmatro Pantheon Extrication Tools	26 FIRE HPET	3		64,144				64,144
0230 - Fire Total			1,265,355	2,699,235	2,926,686	2,417,090	342,225	9,650,591

Department	Project #	Priority	2025	2026	2027	2028	2029	Total
0410 - Utility Infrastructure								
Ul: Asphalt Program (Annual)	00A ASPHALT	n/a		450,000	425,000	500,000	425,000	1,800,000
Ul: Concrete Pavement Repairs (Annual)	00A CONCRT	n/a	285,000	285,000	285,000	285,000	285,000	1,425,000
Ul: 20-91 Up-Front Engineering Services	00A ENV SVR	n/a	405,000	405,000	405,000	405,000	405,000	2,025,000
Ul: Inflow/Infiltration Removal	00A I&I LEAK	n/a	750,000	750,000	1,000,000	1,000,000	1,500,000	5,000,000
Ul: Misc. Utility-Owned Lead Service Repl.	00A LEADSRV	n/a	100,000	100,000	100,000	100,000	100,000	500,000
Ul: Mini Storm Sewers/Storm Laterals	00A SS/SWLAT	n/a	525,000	525,000	675,000	675,000	675,000	3,075,000
Ul: New Sidewalk Ordered In	00A SW NOI	n/a	70,000	70,000	70,000	70,000	70,000	350,000
Ul: Sidewalk Rehab & Reconst Prog	00A SW REHAB	n/a	1,200,000	1,100,000	1,100,000	1,100,000	1,100,000	5,600,000
Ul: Subdivision Sidewalk Agreements	00A SW SUBDV	n/a	30,000	30,000	30,000	30,000	30,000	150,000
Ul: Anchorage Watershed RR-Libbey Storm Sewer	21-13 ANCHOR	n/a				50,000	1,149,000	1,199,000
Ul: Gallups-Merritts Creek Watershed	21-14 GALLUP	n/a				1,500,000		1,500,000
Ul: Bay Shore Dr Reconst	25 BAY SHORE	n/a	2,557,600					2,557,600
Ul: Bay St Reconstruction	25 BAY ST	n/a	576,900					576,900
Ul: Central St Reconstruction	25 CENTRAL	n/a	4,555,900					4,555,900
Ul: Faust Avenue Wtr Mn Repl	25 FAUST AVE	n/a	648,200					648,200
Ul: Fernau Avenue Construction	25 FERNAU	n/a	6,730,000					6,730,000
Ul: Jackson Street/Oregon Street Reconstruction	25 JKSN/OR	n/a	250,000		50,000		5,351,600	5,651,600
Ul: Michigan Street Reconstruction	25 MICHIGAN	n/a	5,945,600					5,945,600
Ul: N Lark Street Wtr Mn Repl	25 N LARK ST	n/a	1,056,000					1,056,000
Ul: National Avenue Wtr Mn Repl	25 NATIONAL	n/a	625,500					625,500
Ul: Nebraska Sanitary Intrcpt Sewer	25 NEB SS	n/a	2,400,000					2,400,000
Ul: West 11th Avenue Reconstruction	25 W 11TH AV	n/a	2,507,000					2,507,000
Ul: Waugoo Ave Reconstruction	25 WAUGOO AV	n/a	3,170,700					3,170,700
Ul: W 15th Ave Reconstruction	25 WEST 15TH	n/a	7,481,500					7,481,500
Ul: Clairville Road Swr & Wtr Ext	26 CLAIRVILLE	n/a		2,951,800				2,951,800
Ul: Josslyn Street Wtr Mn Repl	26 JOSSLYN	n/a		1,759,500				1,759,500
Ul: Ohio St Reconstruction	26 OHIO ST	n/a		5,483,600				5,483,600
Ul: Scott Ave Reconstruction	26 SCOTT AVE	n/a		5,999,200				5,999,200
Ul: W 16th Ave Reconstruction	26 W 16TH AV	n/a		7,534,100				7,534,100
Ul: Bowen St Reconstruction	26-01 BOWEN	n/a		200,000	9,978,100			10,178,100
Ul: Clairville Road Swr & Wtr Extension	27 CLAIRVILLE	n/a			2,432,100			2,432,100
Ul: Lakeview San Pump/SW Lift Station Replacement	27 LAKEVW PS	n/a			876,000		5,000,000	5,876,000
Ul: Montclair Place Wtr Mn Repl	27 MONTCLAIR	n/a			681,800			681,800
Ul: Oakwood Road Wtr Mn Repl	27 OAKWOOD	n/a			1,138,700			1,138,700
Ul: Scott Ave Reconstruction	27 SCOTT AVE	n/a			3,877,900			3,877,900
Ul: WWTP SW Outfall Construction	27 SW OUTFLL	n/a			809,000			809,000
Ul: W 14th Ave Reconstruction	27 W 14TH AV	n/a			7,867,100			7,867,100
Ul: Wright St Reconstruction	27 WRIGHT	n/a			3,981,000			3,981,000
Implementation of Lake Shore Drive Reimagination	27LakeShorDr	2			2,500,000			2,500,000
Ul: Bowen St Reconstruction	28 BOWEN ST	n/a				3,798,000		3,798,000
Ul: Grand Street Reconstruction	28 GRAND ST	n/a				866,200		866,200
Ul: Hudson Avenue Reconstruction	28 HUDSON AV	n/a				2,030,300		2,030,300
Ul: Madison Street Reconstruction	28 MADISON	n/a				1,653,600		1,653,600
Ul: Mill St Reconstruction	28 MILL ST	n/a				1,419,600		1,419,600
Ul: Oshkosh Avenue - Sawyer Street Intersection	28 OSH/SAWY	n/a		600,000	475,000	4,925,000		6,000,000
Ul: Pleasant Street Reconstruction	28 PLEASANT	n/a				1,653,600		1,653,600
Ul: STH 91 Utility Construction	28 STH 91	n/a				3,693,600		3,693,600
Ul: Bowen St Reconstruction	29 BOWEN ST	n/a					6,607,600	6,607,600
Ul: Merritt Ave Reconstruction	29 MERRITT	n/a				500,000	20,319,700	20,819,700
Ul: S Main St Reconstruction	31 S MAIN	n/a			550,000			550,000
0410 - Utility Infrastructure Total			41,869,900	28,243,200	39,306,700	26,254,900	43,017,900	178,692,600
0420 - Engineering								
ENG: 4WD 1/2-Ton Pickup Trucks	27 ENG VEH1	1			60,000			60,000

Department	Project #	Priority	2025	2026	2027	2028	2029	Total
0420 - Engineering Total			60,000					60,000
0430 - Street Division								
STR: Replace Trailers	00A STR EQP1	1	50,000		20,000	20,000		90,000
STR: Replace Tandem-Axle Plow Trucks	00A STR VE01	1	700,000	700,000	350,000	350,000	350,000	2,450,000
STR: Replace Articulated Loaders	23 STR EQP3	1	430,000	470,000	470,000			1,370,000
STR: Replace Single-Axle Trucks	23 STR VEH02	1	320,000	320,000	340,000	340,000	360,000	1,680,000
STR: Replace Semi-Tractors	23 STR VEH05	1			200,000			200,000
STR: Replace Sidewalk Tractors	24 STR EQP6	1	85,000				85,000	170,000
STR: 4-Wheel Drive Pickup Trucks	24 STR VEH1	1	60,000	115,000	120,000		65,000	360,000
STR: #218, Trailered Air Compressor	25 STR EQP1	1			35,000			35,000
STR: #168, Paver	25 STR EQP2	1	550,000					550,000
STR: 1-Ton 4-Wheel Drive Dump Trucks	25 STR VEH1	1		110,000		110,000		220,000
STR: #172 114" Snow Blower	26 STR EQP1	1		250,000				250,000
STR: #239 Stainless Tanker Semi-Trailer	28 STR EQP1	1				110,000		110,000
STR: Replace Motor Graders with Wing	28 STR VEH1	1				600,000		600,000
STR: #237 Lowboy Trailer	29 STR EQP1	1					145,000	145,000
STR: #191 Excavator	29 STR VEH1	1					405,000	405,000
0430 - Street Division Total			2,195,000	1,965,000	1,535,000	1,530,000	1,410,000	8,635,000
0450 - Central Garage								
CG: Mobile Column Lifts	25 CG EQP2	1	120,000					120,000
CG: #108 Adv Ride-On Floor Scrubber	26 CG EQP1	1		85,000				85,000
CG: #36 Single-Axle Pickup Truck	27 CG VEH1	1			200,000			200,000
0450 - Central Garage Total			120,000	85,000	200,000			405,000
0470 - Sanitation								
SAN: Rear-Load Refuse Trucks	23 SANI VEH1	1	350,000	350,000				700,000
SAN: Automated Side-Load Refuse Trucks	27 SANI VEH1	1			425,000	425,000	450,000	1,300,000
0470 - Sanitation Total			350,000	350,000	425,000	425,000	450,000	2,000,000
0480 - Recycling								
REC: Automated Side-Load Refuse Trucks	23 RECY VEH1	1	425,000	425,000				850,000
0480 - Recycling Total			425,000	425,000				850,000
0610 - Parks Dept - General								
PRKS: Utility Trailers	25 P36 UT	2	36,000	18,000	18,000			72,000
PRKS: Zero Turn Mowers	25 PRK EQP	2	73,000	73,000	75,000	75,000	75,000	371,000
PRKS: Athletic Field Groomer	25 PRK EQP1	2	26,000		26,000			52,000
PRKS: 414 F-250 PU Truck	25 PRK VEH1	3			60,000			60,000
PRKS: 442 John Deere Tractor/Loader	26 PRK EQ2	4		95,000				95,000
PRKS: 16' Mower	26 PRK EQP1	2		115,000			121,000	236,000
PRKS: 400 F-150 PU Truck	26 PRK VEH1	2		55,000				55,000
PRKS: 489 Step Van	26 PRK VEH2	3		90,000				90,000
PRKS: 444 Bobcat Toolcat	26 PRK VEH3	2		90,000				90,000
PRKS: 408 F-550 Dump Truck	27 PRK VEH1	2			95,000			95,000
PRKS: 415 F-750 CNG 3YD TRUCK	27 PRK VEH3	2			130,000			130,000
PRKS: 402 F-350 Reg Cab	28 402 VEH	3				75,000		75,000
PRKS: 403 Ford Exp	28 403 VEH	3				55,000		55,000
PRKS: 404 1/2 Ton WD Ext Cab	29 404 VEH	2					60,000	60,000
PRKS: 419 3500 4WD Reg Cab	29 419 VEH	3					65,000	65,000
PRKS: 488 E-450 Step Van	29 488 VEH	3					98,000	98,000

Department	Project #	Priority	2025	2026	2027	2028	2029	Total
0610 - Parks Dept - General Total			135,000	536,000	404,000	205,000	419,000	1,699,000
0620 - Forestry								
FRSTRY: 480 Ford F750	25 FRSY VEH1	3			150,000			150,000
FRSTRY: 475 Vermeer BC1500 Chipper	26 FRSY EQP1	4			90,000			90,000
FRSTRY: 479 F250 Pick Up Truck	26 FRSY VEH1	3	85,000					85,000
FRSTRY: 470 SC802 Stump Grinder	28 FRSY EQP1	3				84,000		84,000
0620 - Forestry Total			85,000		240,000	84,000		409,000
0650 - Cemetery								
CEM: Cemetery Road Repaving	00A CEMROAD	3	25,000		25,000		25,000	75,000
CEM: Leaf Picker/Vacuum	25 CEM EQP1	3	45,000	49,000	53,000			147,000
CEM: Scag Zero Turns	25 CEM EQP3	3	42,000					42,000
0650 - Cemetery Total			112,000	49,000	78,000		25,000	264,000
0740 - Planning								
PLNG: Great Neighborhoods Initiative	00A G NHOODS	2	50,000	150,000	150,000	150,000	150,000	650,000
PLNG: Gateway Improvements	00A GATE IMP	2		100,000	100,000	200,000	200,000	600,000
PLNG: South Main Acquisition	00A SMAIN AQ	1	250,000	250,000	500,000	500,000	500,000	2,000,000
PLNG: Pioneer Riverwalk CN RR	24 PLNRWALKA	2		3,500,000				3,500,000
PLNG: Riverway Drive Trail	24 RIV DR TR	4	175,000	175,000				350,000
PLNG: Riverwalk Signage	24 RIV SIGN	3	50,000	50,000				100,000
PLNG: Scattered Sites Blight Removal	24 SCAT SITE	2	100,000	500,000	500,000	500,000	500,000	2,100,000
PLNG: Signage to Center City	25 CTR CITY	3		25,000	25,000	25,000	25,000	100,000
PLNG: DT Visualization Implement	25 PL DT VIS	3		1,000,000	1,000,000	1,000,000		3,000,000
PLNG:Farmington Workforce Housing	25 PL FARM	2		550,000				550,000
PLNG: I-41 Pedestrian Bridge	25 PL I-41	3	800,000	1,300,000	4,000,000	4,000,000		10,100,000
PLNG: Workforce Housing Land Acq.	25 PLN HOUS	3		175,000	175,000	175,000	175,000	700,000
PLNG: Pioneer Riverwalk to Marina	25 PLNRWALKB	2		3,000,000				3,000,000
PLNG: Pioneer Riverwalk E 14th	26 PLNRWALKC	2			2,000,000			2,000,000
PLNG: Pioneer Island Riverwalk	27 PL RWALK	3					5,000,000	5,000,000
PLNG: Pioneer Riverwalk Breakwater	27 PLNRWALKD	2				400,000		400,000
PLNG: Sawdust Dist Gateway Features	27 SAWFETURE	3			75,000	75,000	75,000	225,000
0740 - Planning Total			1,425,000	10,775,000	8,525,000	7,025,000	6,625,000	34,375,000
0801 - Traffic/Lighting								
ELEC: LED Traffic Signal Head Equip	00A LED HD	3	10,000	10,000	10,000	10,000	10,000	50,000
ELEC: LED Streetlighting Upgrades	00A LEDLGHT	3	10,000	10,000	10,000	10,000	10,000	50,000
ELEC: Street Lighting Poles	00A ST POLES	3	25,000	25,000	25,000	25,000	25,000	125,000
ELEC: Traffic Signal Equipment	00A TR SGNL	3	45,000	45,000	45,000	45,000	45,000	225,000
ELEC: 515 Skidsteer	25 EQP ELEC1	3	165,000					165,000
ELEC: 506 Service Van	26 VEH ELEC1	3	75,000					75,000
0801 - Traffic/Lighting Total			330,000	90,000	90,000	90,000	90,000	690,000
0810 - Sign Division								
SIGN: Sign Work Truck	29 SGN TRUCK	3					120,000	120,000
0810 - Sign Division Total							120,000	120,000
1070 - Museum								
MUS: Deep Roots Exhibit	26 MUS ROOTS	2		975,000	325,000			1,300,000
MUS: Tiffany Window Removal/Re-Install	27 MUS TFFNY	3			75,000			75,000

Department	Project #	Priority	2025	2026	2027	2028	2029	Total
1070 - Museum Total				975,000	400,000			1,375,000
1717 - Parking Utility								
PRKG: Parking Lot Improvements	00A PRKG LOT	2	750,000	750,000	750,000	750,000	750,000	3,750,000
PRKG: EV Charging Plan	25 EV CHARG	3		70,000				70,000
1717 - Parking Utility Total			750,000	820,000	750,000	750,000	750,000	3,820,000
1728 - Transit								
TR: Transit Stop Improvements	00A TR STPIM	3	10,000	10,000	10,000	10,000	10,000	50,000
TR: Bike and Pedestrian	24 BKE&PED	2	50,000	50,000	50,000	50,000	50,000	250,000
TR: 2 Hybrid Electric/Diesel Buses	25 2HBRID BS	1	2,000,000					2,000,000
TR: Hoist Maintenance Garage	25 TR HOIST1	2				250,000		250,000
TR: Staff Vehicle	25 TR STF VE	3	40,000					40,000
TR: Tire Changer	26 TR TIRE	3		25,000				25,000
TR: Transit Facility	29 TR FAC	2					38,000,000	38,000,000
1728 - Transit Total			2,100,000	85,000	60,000	310,000	38,060,000	40,615,000
1810 - Water								
WD: Meter Change-Out Program	00A WD MTERS	n/a	953,000	1,029,000	1,132,000	1,245,000	1,365,000	5,724,000
WFP: Clearwell Replacement	23 WF CLRWLL	1	36,600,000					36,600,000
WFP: Dual Media Filter Repairs/Rplcmnt	23 WF MEDIA	1			1,700,000	1,700,000		3,400,000
WFP: Ozone Liquid Oxygen System/Generators	23 WF OZONE	1	3,000,000					3,000,000
WD: Sensus Water Meter Base St	24 WD SNSUS	n/a		50,000				50,000
WFP: Granulated Actvd Carbon Filter Media	24 WF GAC FT	1			2,100,000	2,100,000		4,200,000
WFP: Repl Washburn St Booster Station Pmps	24 WF PUMP	1	2,400,000					2,400,000
WD: New Wach Valve Maintenance Trailer	25 NEW WACH	1	120,000					120,000
WFP: Oakwood & Knapp PRV Components Repl	25 PRV CMPNT	2	30,000					30,000
WFP: Washburn Wtr Twr Valve Vault Repl	25 VALVE VLT	2	30,000					30,000
WD: Water Meter Test Benches Repl	25 WD BENCH	1	350,000					350,000
WD: Building Addition/Remodel	25 WD BLDG	n/a	200,000	125,000		3,200,000		3,525,000
WD: #809 Trailer-Mounted Dewatering Pump	25 WD EQP1	n/a	60,000					60,000
WD: #805 Forklift	25 WD EQP2	n/a	60,000					60,000
WD: Replace 1/2-Ton Vans	25 WD VEH1	n/a	50,000			55,000	55,000	160,000
WD: 1-Ton Ext Cab Pickup Trks w/Srv Body	25 WD VEH2	n/a	80,000					80,000
WFP: Ammonia Gas Scrubber	25 WF A SCBR	1	100,000	600,000				700,000
WFP: Chlorine Gas Scrubber	25 WF C SCBR	1	100,000	600,000				700,000
WFP: Chlorine Feed System Piping	25 WF CL FS	1	300,000					300,000
WFP: Fluoride Tanks/Feed Pumps Rplcmnt	25 WF FLUOR	2	100,000		600,000			700,000
WD:Tri-Axle Dump Trucks	26 WD VEH1	n/a		300,000		300,000		600,000
WFP: Fire Alarm Syst Ctrl Panel	26 WF FR AL	2		36,000				36,000
WFP: SW Wtr Twr Ext Painting/Add Mixing	27 SW WTR TW	2			750,000			750,000
WD: #804 Concrete Breaker	27 WD EQP1	n/a			225,000			225,000
WD: 1/2-Ton 4WD Ext Cab Pickup Trucks	27 WD VEH1	n/a			55,000			55,000
WFP: Polymer Feed Systems Replacement	27 WF POLYMR	2			500,000			500,000
WD: #811 Air Compressor	28 WD EQP1	3				45,000		45,000
WD: #812 Ditch Witch/Vac-All Trailer	28 WD EQP2	n/a				120,000		120,000
WFP: Backwash Controls/Air Scour Blower Repl	28 WF BCKWSH	2				660,000		660,000
WFP: WFP Administration Area Carpet	28 WF CARPET	4				25,000		25,000
WFP: Sludge Pump Replacement	28 WF SLUDGE	2				180,000		180,000
WFP: Alum Piping/Day Tanks/Transfer Pumps Repl	28 WF TANKS	1				60,000	750,000	810,000
WFP: #892 3/4Ton 4WD PU Truck Lift Gate/Plow	28 WF VEH1	3				75,000		75,000
WFP: Mix/Sed Basin/DMF Gallery Valve Repl	29 GV REPL	1					60,000	60,000
WFP: Repl Systems Sedimentation Basins	29 SYS SED	2					1,800,000	1,800,000
WD: Tractor Backhoe/Loaders	29 WD EQP1	n/a	365,000					365,000
WD: #828 1-Ton Service TRK w/Valve-Turning Mach	29 WD VEH1	n/a					120,000	120,000

Department	Project #	Priority	2025	2026	2027	2028	2029	Total
1810 - Water Total			44,898,000	2,740,000	7,062,000	9,765,000	4,150,000	68,615,000
1910 - Sewer								
WW: Clean Digesters	23 WW CL DIG	1	105,000			110,000	110,000	325,000
WW: Replace WWTP Chlorinators and Piping	24 WW CHL PP	n/a	795,000					795,000
WW: Replace WWTP Influent Bar Screens	25 WW BAR SC	2	628,000	3,700,000				4,328,000
WW: Replace Wastewater Facility HVAC	25 WW HVAC	2	135,000	650,000				785,000
WW: Phosphorus Limits Study/Construction	25 WW PHOSPH	1	12,000,000	10,800,000				22,800,000
WW: Shorewood Lift Station Piping & Valves	25 WW SHORE	2	102,500	500,000				602,500
WW: Replace Jetter Vacs	25 WW VEH1	1	700,000		700,000			1,400,000
WW: New 3/4-Ton Pickup Truck w/ Plow & Lift Gate	25 WW VEH2	1	75,000					75,000
WW: Lift Station Bar Screens Rehabilitation	26 WW BAR SC	2		114,000	550,000			664,000
WW: #173 Zero-Turn Lawn Mower	26 WW MOWER	2		15,000				15,000
WW: Repl S Main St Pump Station Generator & Equip	26 WW S MAIN	1	40,000	130,000	625,000			795,000
WW: Raw Influent Piping Condition Assess	27 INFLUENT	2			650,000			650,000
WW: Rehab County Hwy Y Pump Station	27 WW CTH Y	2			56,000	350,000		406,000
WW: Replace Electrical Unit Substations	27 WW EUSS	1			840,000		4,300,000	5,140,000
WW: Repl RAS and WAS Pumping System	27 WW RAWAS	2			420,000	2,200,000		2,620,000
WW: Repl Primary Sludge Piping and Valves	28 WW SLUDGE	2				150,000	675,000	825,000
WW: Parshall Flume Liners Replacement	29 FLUME LNR	3					55,000	55,000
WW: WWTP Generator Installation	29 WW GENER	1					1,000,000	1,000,000
WW: 4x4 Pickup Trucks w/Plow & Lift Gates	29 WW VEH1	2					70,000	70,000
1910 - Sewer Total			14,580,500	15,909,000	3,841,000	2,810,000	6,210,000	43,350,500
2010 - Storm Water								
SW: Replace Street Sweepers	23 SW VEH1	1	350,000		360,000		375,000	1,085,000
SW: Leaf Blowers-Storm Water	25 SW EQP2	1		80,000	80,000		85,000	245,000
SW: #57 Vac All Catch Basin Cleaner	28 SW VEH1	1				350,000		350,000
2010 - Storm Water Total			350,000	80,000	440,000	350,000	460,000	1,680,000
6610 - Park Land Imprv 0325								
Park Trails Improvements	00A PRK TRLS	3	50,000	50,000	50,000	50,000	50,000	250,000
Menominee Park Beach House Reno	22 BEACH HSE	2			5,000,000			5,000,000
Lakeshore Park Development	23 LAKESHORE	3		300,000		300,000	300,000	900,000
Pickart Park Development	23 PRK PCKRT	3	350,000					350,000
PCWP Heaters	23 PRK POOL2	3	35,000	35,000				70,000
44th Parallel Park Tennis Court Reconst	24 44P TENIS	3	230,000					230,000
Menominee Park Zoo Improvements	24 M PRK ZOO	3		100,000		100,000		200,000
Menominee Prk Prkg Lot & Reetz Flds -Design	24 MP LOT DS	3				500,000	3,000,000	3,500,000
Stevens Park Play Equipment and Surfacing	24 SP EQUIP	3	275,000					275,000
Stevens Park Lighting Replacement	24 SP LGHTS	3		50,000				50,000
Stevens Park Tennis & Bball Courts	24 SP TNS BB	3	330,000					330,000
Site "A"- Ripple & Oregon	24SITE A DEV	3			400,000			400,000
Abe Rochlin Park Play Equipment & Surfacing	25 ABE EQUIP	3		275,000				275,000
Menominee Park Lighting Replacement	25 MP LIGHTS	3				100,000		100,000
LED Leach Amphitheater	25 PK LEACH	2	50,000					50,000
LED Menominee Park	25 PK MENO	3	70,000					70,000
Rusch Park Trail Lighting	25 PK RUSCH	3	60,000					60,000
LED South Park	25 PK SO PRK	3	70,000					70,000
Rainbow Mem Prk Play Equipment & Surfacing	25 RB EQUIP	3	275,000					275,000
PRKS: Riverwalk Light Bollards Replacement	25 RIV LT BL	2	30,000					30,000
44th Parallel Park Ballfield Reconstruction	26 44P BALL	3			300,000			300,000
Abbey Park Play Equipment & Surfacing	26 ABY EQUIP	3		275,000				275,000
Red Arrow Park Play Equipment	26 ARW EQUIP	3		275,000				275,000
Red Arrow Skate Park	26 ARW SKTE	3		100,000				100,000

Department	Project #	Priority	2025	2026	2027	2028	2029	Total
Menominee Park Tennis Court Lights	26 MP TC LTS	3			125,000			125,000
Reetz Ball Field-Miller's Bay	26 PK REETZ	2		750,000				750,000
South Park Splash Pad	26 PK SO PRK	2		500,000				500,000
Boat Launch Repairs	26 PRK BOAT	3		150,000				150,000
Rainbow Memorial Park Improvements	26 RB PRK IP	3				500,000	5,000,000	5,500,000
West Algoma Park Play Equipment & Surfacing	26 W ALG EQP	3		275,000				275,000
Red Arrow Park Lighting Replacement	27 ARW LGHTS	3			60,000			60,000
Rusch Park Pedestrian Bridge	27 PK RUSCH	3			150,000			150,000
Stoegbauer Park Restrooms/Shelter Constr	27 STGBR BLD	3			500,000			500,000
Westhaven Circle Park - Splash Pad	27 WHCRL PAD	4				500,000		500,000
44th Parallel Park Open Air Shelter	29 44P AIRS	2					60,000	60,000
Fugleberg Boat Launch	29 PK FBL	3					2,000,000	2,000,000
Fugleberg Park and Teichmiller Park Resurfacing	29 PK FUGTEI	3					100,000	100,000
Miller's Bay Dredging	29 PK MILBAY	3					5,000,000	5,000,000
Park Light Replacement	29 PK PLR	3					50,000	50,000
Replace Amusement Train	99 PRKS VEH4	3			80,000			80,000
6610 - Park Land Imprv 0325 Total			1,825,000	3,135,000	6,665,000	2,050,000	15,560,000	29,235,000
GRAND TOTAL			122,841,755	88,597,435	88,748,386	65,371,990	140,314,125	505,873,691

City of Oshkosh, Wisconsin

CIP - Project Detail Sheet

2025 thru 2029

PROJECTS BY FUNDING SOURCE

Source	Project #	Priority	2025	2026	2027	2028	2029	Total
1300-Cash-Fund Balance								
FIRE: Land for Stations	00 FIRE LAND	1		750,000				750,000
PLNG: South Main Acquisition	00A SMAIN AQ	1	250,000	250,000	500,000			1,000,000
REC: Automated Side-Load Refuse Trucks	23 RECY VEH1	1	425,000	425,000				850,000
PLNG: Scattered Sites Blight Removal	24 SCAT SITE	2	100,000					100,000
1300-Cash-Fund Balance Total			775,000	1,425,000	500,000			2,700,000
1400-TID Cash								
PLNG: Riverway Drive Trail	24 RIV DR TR	4	175,000	175,000				350,000
PLNG: Riverwalk Signage	24 RIV SIGN	3	50,000	50,000				100,000
PLNG: I-41 Pedestrian Bridge	25 PL I-41	3	160,000					160,000
PLNG: Pioneer Island Riverwalk	27 PL RWALK	3					5,000,000	5,000,000
Ul: Oshkosh Avenue - Sawyer Street Intersection	28 OSH/SAWY	n/a		600,000	475,000	4,925,000		6,000,000
1400-TID Cash Total			385,000	825,000	475,000	4,925,000	5,000,000	11,610,000
3000-Prior Year Funding-GO								
Ul: Central St Reconstruction	25 CENTRAL	n/a	200,000					200,000
Ul: Fernau Avenue Construction	25 FERNAU	n/a	2,009,700					2,009,700
Ul: W 15th Ave Reconstruction	25 WEST 15TH	n/a	300,000					300,000
3000-Prior Year Funding-GO Total			2,509,700					2,509,700
3100-Prior Year Funding-Sewer Reve								
Ul: Central St Reconstruction	25 CENTRAL	n/a	500,000					500,000
Ul: Fernau Avenue Construction	25 FERNAU	n/a	50,000					50,000
Ul: Nebraska Sanitary Intrcpt Sewer	25 NEB SS	n/a	2,000,000					2,000,000
Ul: W 15th Ave Reconstruction	25 WEST 15TH	n/a	1,000,000					1,000,000
Ul: Ohio St Reconstruction	26 OHIO ST	n/a		500,000				500,000
Ul: W 16th Ave Reconstruction	26 W 16TH AV	n/a		1,000,000				1,000,000
3100-Prior Year Funding-Sewer Revenue Bonds Total			3,550,000	1,500,000				5,050,000
3200-Prior Year Funding-Water Reve								
Ul: Bay Shore Dr Reconst	25 BAY SHORE	n/a	500,000					500,000
Ul: Central St Reconstruction	25 CENTRAL	n/a	500,000					500,000
Ul: Fernau Avenue Construction	25 FERNAU	n/a	450,000					450,000
Ul: Michigan Street Reconstruction	25 MICHIGAN	n/a	500,000					500,000
Ul: W 15th Ave Reconstruction	25 WEST 15TH	n/a	500,000					500,000
Ul: Ohio St Reconstruction	26 OHIO ST	n/a		1,000,000				1,000,000
Ul: W 16th Ave Reconstruction	26 W 16TH AV	n/a		1,000,000				1,000,000

Source	Project #	Priority	2025	2026	2027	2028	2029	Total
3200-Prior Year Funding-Water Revenue Bonds Total			2,450,000	2,000,000				4,450,000
3300-Prior Year Funding-Storm Revenue Bonds Total			5,300,000	1,500,000				6,800,000
UI: Central St Reconstruction	25 CENTRAL	n/a	500,000					500,000
UI: Fernau Avenue Construction	25 FERNAU	n/a	3,300,000					3,300,000
UI: Michigan Street Reconstruction	25 MICHIGAN	n/a	1,500,000					1,500,000
UI: Ohio St Reconstruction	26 OHIO ST	n/a		500,000				500,000
UI: W 16th Ave Reconstruction	26 W 16TH AV	n/a		1,000,000				1,000,000
3300-Prior Year Funding-Storm Revenue Bonds Total			5,300,000	1,500,000				6,800,000
4100-Levy								
CEM: Cemetery Road Repaving	00A CEMROAD	3	25,000					25,000
UI: Concrete Pavement Repairs (Annual)	00A CONCRT	n/a	175,000	175,000	175,000	175,000	175,000	875,000
UI: 20-91 Up-Front Engineering Services	00A ENV SVR	n/a	80,000	80,000	80,000	80,000	80,000	400,000
FIRE: Turn Out Gear	00A FIR GEAR	1	76,000					76,000
FIRE: New Hose	00A FIRE HOS	3	10,000		3,000	3,000	3,000	19,000
FAC: Office Furniture Replacement	00A FURN RPL	3	25,000	25,000	25,000	25,000	25,000	125,000
PLNG: Great Neighborhoods Initiative	00A G NHOODS	2	50,000	150,000	150,000	150,000	150,000	650,000
PLNG: Gateway Improvements	00A GATE IMP	2		100,000	100,000	200,000	200,000	600,000
ELEC: LED Traffic Signal Head Equip	00A LED HD	3	10,000	10,000	10,000	10,000	10,000	50,000
ELEC: LED Streetlighting Upgrades	00A LEDLGHT	3	10,000	10,000	10,000	10,000	10,000	50,000
PD: TASER Replacement	00A PD TASER	1	40,000	40,000	40,000	90,000	90,000	300,000
UI: Mini Storm Sewers/Storm Laterals	00A SS/SWLAT	n/a	25,000	25,000	25,000	25,000	25,000	125,000
ELEC: Street Lighting Poles	00A ST POLES	3	25,000	25,000	25,000	25,000	25,000	125,000
UI: New Sidewalk Ordered In	00A SW NOI	n/a	5,000	5,000	5,000	5,000	5,000	25,000
UI: Subdivision Sidewalk Agreements	00A SW SUBDV	n/a	2,500	2,500	2,500	2,500	2,500	12,500
ELEC: Traffic Signal Equipment	00A TR SGNL	3	45,000	45,000	45,000	45,000	45,000	225,000
TR: Transit Stop Improvements	00A TR STPIM	3	2,000	2,000	2,000	2,000	2,000	10,000
TR: Bike and Pedestrian	24 BKE&PED	2	50,000	50,000	50,000	50,000	50,000	250,000
PD: Police Fleet Vehicles	24 PD MOTVEH	1	65,000	65,000	135,000	135,000	135,000	535,000
PLNG: Scattered Sites Blight Removal	24 SCAT SITE	2		500,000	500,000	500,000	500,000	2,000,000
PLNG: Signage to Center City	25 CTR CITY	3		25,000	25,000	25,000	25,000	100,000
FAC: FM Commercial Tractor	25 FAC TRTR2	2				31,000		31,000
FIRE: Ceape Street Project-Station 15	25 FIRE CEAP	1	15,000					15,000
FIRE: CPR	25 FIRE CPR	2		53,265				53,265
FAC:OPL Server Room Fire Suppression System	25 OPL FSS	2	30,000					30,000
FAC: OPM Commercial Tractor	25 OPM TRCTR	2		31,000				31,000
TR: Tire Changer	26 TR TIRE	3		25,000				25,000
PLNG: Sawdust Dist Gateway Features	27 SAWFETURE	3			75,000	75,000	75,000	225,000
4100-Levy Total			765,500	1,443,765	1,482,500	1,663,500	1,632,500	6,987,765
4206-FED TRANSIT GRANT 80%								
TR: Transit Stop Improvements	00A TR STPIM	3	8,000	8,000	8,000	8,000	8,000	40,000
TR: 2 Hybrid Electric/Diesel Buses	25 2HBRID BS	1	1,600,000					1,600,000
TR: Hoist Maintenance Garage	25 TR HOIST1	2				200,000		200,000
4206-FED TRANSIT GRANT 80% Total			1,608,000	8,000	8,000	208,000	8,000	1,840,000

Source	Project #	Priority	2025	2026	2027	2028	2029	Total
PRKG: EV Charging Plan	25 EV CHARG	3		35,000				35,000
FIRE: CPR	25 FIRE CPR	2		479,381				479,381
PLNG:Farmington Workforce Housing	25 PL FARM	2		300,000				300,000
PLNG: I-41 Pedestrian Bridge	25 PL I-41	3	640,000	1,040,000	3,200,000	3,200,000		8,080,000
TR: Staff Vehicle	25 TR STF VE	3	40,000					40,000
4207-Federal Grant Total			680,000	1,854,381	3,200,000	3,200,000		8,934,381

4208-ARPA Funding

FAC: HVAC/Roofing Replacement	00A HVAC/RF	1	50,000					50,000
FIRE: Replace Cardiac Monitors & AEDs	24 FIRE MNTR	2	15,000					15,000
Stevens Park Play Equipment and Surfacing	24 SP EQUIP	3	275,000					275,000
FIRE: Elk Patient Lifting System	25 FIRE ELK	3	14,405					14,405
FIRE: Fire Hose Washer	25 FIRE FHW	3	7,700					7,700
FAC: Oshkosh Media Master Control	25 OM MCE	3	73,000					73,000
FAC: OPL Fire Suppression Accordion Door	25 OPL DOOR	2	25,000					25,000
FAC: OSC South Flooring Improvements	25 OSC S FLI	3	40,000					40,000
FAC: OSC South Wall Systems	25 OSC S WAL	3	53,000					53,000
Rainbow Mem Prk Play Equipment & Surfacing	25 RB EQUIP	3	275,000					275,000
FAC: Oshkosh Media TV Studio Equipment	26 OM TV SE	3	65,000					65,000
FAC: Elevator Modernizations	26 OPM ELEV	2	35,000					35,000
4208-ARPA Funding Total			928,105					928,105

4262-State DOT

Ul: Jackson Street/Oregon Street Reconstruction	25 JKSN/OR	n/a					2,197,600	2,197,600
Ul: Bowen St Reconstruction	26-01 BOWEN	n/a			1,883,000			1,883,000
4262-State DOT Total					1,883,000		2,197,600	4,080,600

4263-State Grant

PLNG: Pioneer Riverwalk E 14th	26 PLNRWALKC	2			1,000,000			1,000,000
Fugleberg Boat Launch	29 PK FBL	3					700,000	700,000
Miller's Bay Dredging	29 PK MILBAY	3					1,000,000	1,000,000
4263-State Grant Total					1,000,000		1,700,000	2,700,000

4401- GO Debt

Ul: Asphalt Program (Annual)	00A ASPHALT	n/a		300,000	250,000	350,000	250,000	1,150,000
CEM: Cemetery Road Repaving	00A CEMROAD	3			25,000		25,000	50,000
FIRE: Turn Out Gear	00A FIR GEAR	1		140,360	182,347	139,090	261,225	723,022
FIRE: Replace Ambulances	00A FIRE AMB	1			1,447,293			1,447,293
FAC: HVAC/Roofing Replacement	00A HVAC/RF	1	700,000	750,000	750,000	750,000	750,000	3,700,000
Park Trails Improvements	00A PRK TRLS	3	50,000	50,000	50,000	50,000	50,000	250,000
PRKG: Parking Lot Improvements	00A PRKG LOT	2	750,000	750,000	750,000	750,000	750,000	3,750,000
PLNG: South Main Acquisition	00A SMAIN AQ	1				500,000	500,000	1,000,000
STR: Replace Trailers	00A STR EQP1	1	50,000		20,000	20,000		90,000
STR: Replace Tandem-Axle Plow Trucks	00A STR VE01	1	700,000	700,000	350,000	350,000	350,000	2,450,000
Ul: Sidewalk Rehab & Reconst Prog	00A SW REHAB	n/a	300,000	300,000	300,000	300,000	300,000	1,500,000
Menominee Park Beach House Reno	22 BEACH HSE	2			2,500,000			2,500,000
FIRE: Other Vehicles	23 FIRE VEHS	2	90,000	70,000	72,000	75,000	78,000	385,000
Lakeshore Park Development	23 LAKESHORE	3		300,000		300,000	300,000	900,000
Pickart Park Development	23 PRK PCKRT	3	350,000					350,000

Source	Project #	Priority	2025	2026	2027	2028	2029	Total
SAN: Rear-Load Refuse Trucks	23 SANI VEH1	1	350,000	350,000				700,000
STR: Replace Articulated Loaders	23 STR EQP3	1	430,000	470,000	470,000			1,370,000
STR: Replace Single-Axle Trucks	23 STR VEH02	1	320,000	320,000	340,000	340,000	360,000	1,680,000
STR: Replace Semi-Tractors	23 STR VEH05	1			200,000			200,000
44th Parallel Park Tennis Court Reconst	24 44P TENIS	3	230,000					230,000
FAC: Fire Training Center (Amount in Contingency)	24 FT CNTR	1		0				0
Menominee Park Zoo Improvements	24 M PRK ZOO	3		100,000		100,000		200,000
Menominee Prk Prkg Lot & Reetz Flds -Design	24 MP LOT DS	3				500,000	3,000,000	3,500,000
PLNG: Pioneer Riverwalk CN RR	24 PLNRWALKA	2		3,500,000				3,500,000
Stevens Park Lighting Replacement	24 SP LGHTS	3		50,000				50,000
Stevens Park Tennis & Bball Courts	24 SP TNS BB	3	330,000					330,000
STR: Replace Sidewalk Tractors	24 STR EQP6	1	85,000				85,000	170,000
STR: 4-Wheel Drive Pickup Trucks	24 STR VEH1	1	60,000	115,000	120,000		65,000	360,000
Site "A"- Ripple & Oregon	24SITE A DEV	3			400,000			400,000
TR: 2 Hybrid Electric/Diesel Buses	25 2HBRID BS	1	400,000					400,000
Abe Rochlin Park Play Equipment & Surfacing	25 ABE EQUIP	3		275,000				275,000
Ul: Bay Shore Dr Reconst	25 BAY SHORE	n/a	511,200					511,200
Ul: Bay St Reconstruction	25 BAY ST	n/a	99,100					99,100
CEM: Leaf Picker/Vacuum	25 CEM EQP1	3	45,000	49,000	53,000			147,000
CEM: Scag Zero Turns	25 CEM EQP3	3	42,000					42,000
Ul: Central St Reconstruction	25 CENTRAL	n/a	982,200					982,200
CG: Mobile Column Lifts	25 CG EQP2	1	120,000					120,000
ELEC: 515 Skidsteer	25 EQP ELEC1	3	165,000					165,000
FAC: #002 3/4Ton PU Truck w/8' bed	25 FAC VEH1	1	60,000					60,000
FAC: Fire Department Contingency	25 FD CONT	1	7,700,000					7,700,000
FRSTRY: 480 Ford F750	25 FRSY VEH1	3			150,000			150,000
FAC: Fire Station 16 Replacement	25 FS 16 RE	2					5,000,000	5,000,000
FAC: GOH Annex Renovation	25 GOH ANNEX	2	385,000	1,000,000	3,615,000			5,000,000
Ul: Jackson Street/Oregon Street Reconstruction	25 JKSN/OR	n/a	100,000		50,000			150,000
Ul: Michigan Street Reconstruction	25 MICHIGAN	n/a	765,100					765,100
Menominee Park Lighting Replacement	25 MP LIGHTS	3				100,000		100,000
PRKS: Utility Trailers	25 P36 UT	2	36,000	18,000	18,000			72,000
LED Leach Amphitheater	25 PK LEACH	2	50,000					50,000
LED Menominee Park	25 PK MENO	3	70,000					70,000
Rusch Park Trail Lighting	25 PK RUSCH	3	60,000					60,000
LED South Park	25 PK SO PRK	3	70,000					70,000
PLNG: I-41 Pedestrian Bridge	25 PL I-41	3		260,000	800,000	800,000		1,860,000
PLNG: Pioneer Riverwalk to Marina	25 PLNRWALKB	2		3,000,000				3,000,000
PRKS: Zero Turn Mowers	25 PRK EQP	2	73,000	73,000	75,000	75,000	75,000	371,000
PRKS: Athletic Field Groomer	25 PRK EQP1	2	26,000		26,000			52,000
PRKS: 414 F-250 PU Truck	25 PRK VEH1	3			60,000			60,000
PRKS: Riverwalk Light Bollards Replacement	25 RIV LT BL	2	30,000					30,000
STR: #218, Trailered Air Compressor	25 STR EQP1	1			35,000			35,000
STR: #168, Paver	25 STR EQP2	1	550,000					550,000
STR: 1-Ton 4-Wheel Drive Dump Trucks	25 STR VEH1	1		110,000		110,000		220,000
TR: Hoist Maintenance Garage	25 TR HOIST1	2				50,000		50,000
Ul: West 11th Avenue Reconstruction	25 W 11TH AV	n/a	317,000					317,000
Ul: Waugoo Ave Reconstruction	25 WAUGOO AV	n/a	608,600					608,600
Ul: W 15th Ave Reconstruction	25 WEST 15TH	n/a	1,379,700					1,379,700
44th Parallel Park Ballfield Reconstruction	26 44P BALL	3			300,000			300,000
Abbey Park Play Equipment & Surfacing	26 ABY EQUIP	3		275,000				275,000
Red Arrow Park Play Equipment	26 ARW EQUIP	3		275,000				275,000
Red Arrow Skate Park	26 ARW SKTE	3		100,000				100,000
CG: #108 Adv Ride-On Floor Scrubber	26 CG EQP1	1		85,000				85,000
FIRE: Replace Engines	26 FIRE ENG	1	1,037,250	1,142,085	1,222,046	2,200,000		5,601,381

Source	Project #	Priority	2025	2026	2027	2028	2029	Total
FIRE: Halmatro Pantheon Extrication Tools	26 FIRE HPET	3		64,144				64,144
FRSTRY: 475 Vermeer BC1500 Chipper	26 FRSY EQP1	4			90,000			90,000
FRSTRY: 479 F250 Pick Up Truck	26 FRSY VEH1	3	85,000					85,000
Menominee Park Tennis Court Lights	26 MP TC LTS	3			125,000			125,000
MUS: Deep Roots Exhibit	26 MUS ROOTS	2		975,000				975,000
UI: Ohio St Reconstruction	26 OHIO ST	n/a		1,288,400				1,288,400
FAC: Elevator Modernizations	26 OPM ELEV	2	650,000					650,000
Reetz Ball Field-Miller's Bay	26 PK REETZ	2		750,000				750,000
South Park Splash Pad	26 PK SO PRK	2		500,000				500,000
PLNG: Pioneer Riverwalk E 14th	26 PLNRWALKC	2			1,000,000			1,000,000
PRKS: 442 John Deere Tractor/Loader	26 PRK EQ2	4		95,000				95,000
PRKS: 16' Mower	26 PRK EQP1	2		115,000			121,000	236,000
PRKS: 400 F-150 PU Truck	26 PRK VEH1	2		55,000				55,000
PRKS: 489 Step Van	26 PRK VEH2	3		90,000				90,000
PRKS: 444 Bobcat Toolcat	26 PRK VEH3	2		90,000				90,000
Rainbow Memorial Park Improvements	26 RB PRK IP	3				500,000	4,700,000	5,200,000
UI: Scott Ave Reconstruction	26 SCOTT AVE	n/a		1,467,600				1,467,600
STR: #172 114" Snow Blower	26 STR EQP1	1		250,000				250,000
ELEC: 506 Service Van	26 VEH ELEC1	3	75,000					75,000
UI: W 16th Ave Reconstruction	26 W 16TH AV	n/a		1,634,400				1,634,400
West Algoma Park Play Equipment & Surfacing	26 W ALG EQP	3		275,000				275,000
UI: Bowen St Reconstruction	26-01 BOWEN	n/a		50,000	565,500			615,500
Red Arrow Park Lighting Replacement	27 ARW LGHTS	3			60,000			60,000
CG: #36 Single-Axle Pickup Truck	27 CG VEH1	1			200,000			200,000
ENG: 4WD 1/2-Ton Pickup Trucks	27 ENG VEH1	1			60,000			60,000
MUS: Tiffany Window Removal/Re-Install	27 MUS TFFNY	3			75,000			75,000
Rusch Park Pedestrian Bridge	27 PK RUSCH	3			150,000			150,000
PLNG: Pioneer Riverwalk Breakwater	27 PLNRWALKD	2				400,000		400,000
PRKS: 408 F-550 Dump Truck	27 PRK VEH1	2			95,000			95,000
PRKS: 415 F-750 CNG 3YD TRUCK	27 PRK VEH3	2			130,000			130,000
SAN: Automated Side-Load Refuse Trucks	27 SANI VEH1	1			425,000	425,000	450,000	1,300,000
UI: Scott Ave Reconstruction	27 SCOTT AVE	n/a			1,124,400			1,124,400
Stoegbauer Park Restrooms/Shelter Constr	27 STGBR BLD	3			500,000			500,000
UI: W 14th Ave Reconstruction	27 W 14TH AV	n/a			1,975,200			1,975,200
Westhaven Circle Park - Splash Pad	27 WHCRL PAD	4				500,000		500,000
UI: Wright St Reconstruction	27 WRIGHT	n/a			1,016,200			1,016,200
Implementation of Lake Shore Drive Reimagination	27LakeShorDr	2			1,850,000			1,850,000
PRKS: 402 F-350 Reg Cab	28 402 VEH	3				75,000		75,000
PRKS: 403 Ford Exp	28 403 VEH	3				55,000		55,000
UI: Bowen St Reconstruction	28 BOWEN ST	n/a				1,299,700		1,299,700
FRSTRY: 470 SC802 Stump Grinder	28 FRSY EQP1	3				84,000		84,000
FAC: Fire Station 15 Improvement	28 FS 15 REP	3		1,900,000				1,900,000
UI: Grand Street Reconstruction	28 GRAND ST	n/a				201,000		201,000
UI: Hudson Avenue Reconstruction	28 HUDSON AV	n/a				545,300		545,300
UI: Madison Street Reconstruction	28 MADISON	n/a				379,900		379,900
UI: Mill St Reconstruction	28 MILL ST	n/a				237,500		237,500
PD: Tactical Response & Recovery Veh	28 PD TRRV	3				275,000		275,000
UI: Pleasant Street Reconstruction	28 PLEASANT	n/a				382,600		382,600
STR: #239 Stainless Tanker Semi-Trailer	28 STR EQP1	1				110,000		110,000
STR: Replace Motor Graders with Wing	28 STR VEH1	1				600,000		600,000
PRKS: 404 1/2 Ton WD Ext Cab	29 404 VEH	2					60,000	60,000
PRKS: 419 3500 4WD Reg Cab	29 419 VEH	3					65,000	65,000
44th Parallel Park Open Air Shelter	29 44P AIRS	2					60,000	60,000
PRKS: 488 E-450 Step Van	29 488 VEH	3					98,000	98,000
UI: Bowen St Reconstruction	29 BOWEN ST	n/a					2,119,300	2,119,300

Source	Project #	Priority	2025	2026	2027	2028	2029	Total
Ul: Merritt Ave Reconstruction	29 MERRITT	n/a				500,000	4,471,700	4,971,700
FAC: OPM Lobby Improvements	29 OPM LOBBY	3					2,800,000	2,800,000
PD: Command & Community Outreach Veh	29 PD CCOV	4					825,000	825,000
FAC: PD Training Facility	29 PD TRAIN	3					13,000,000	13,000,000
Fugleberg Boat Launch	29 PK FBL	3					1,000,000	1,000,000
Fugleberg Park and Teichmiller Park Resurfacing	29 PK FUGTEI	3					100,000	100,000
Miller's Bay Dredging	29 PK MILBAY	3					4,000,000	4,000,000
Park Light Replacement	29 PK PLR	3					50,000	50,000
SIGN: Sign Work Truck	29 SGN TRUCK	3					120,000	120,000
STR: #237 Lowboy Trailer	29 STR EQP1	1					145,000	145,000
STR: #191 Excavator	29 STR VEH1	1					405,000	405,000
Ul: S Main St Reconstruction	31 S MAIN	n/a			75,000			75,000
Replace Amusement Train	99 PRKS VEH4	3			80,000			80,000
4401- GO Debt Total			21,287,150	24,526,989	24,226,986	14,429,090	46,789,225	131,259,440

4402-Debt: State Trust Fund Loan

PLNG:Farmington Workforce Housing	25 PL FARM	2		250,000				250,000
FAC: OCC Interior Refresh	26 OCC FRES	3		2,000,000				2,000,000
4402-Debt: State Trust Fund Loan Total				2,250,000				2,250,000

4952-Donations

Menominee Park Beach House Reno	22 BEACH HSE	2			2,500,000			2,500,000
PCWP Heaters	23 PRK POOL2	3	35,000	35,000				70,000
FAC: GOH Annex Renovation	25 GOH ANNEX	2		3,825,000	1,175,000			5,000,000
FAC:OPL Server Room Fire Suppression System	25 OPL FSS	2	30,000					30,000
MUS: Deep Roots Exhibit	26 MUS ROOTS	2			325,000			325,000
4952-Donations Total			65,000	3,860,000	4,000,000			7,925,000

5273-Debt: Clean Water Fund

WW: Phosphorus Limits Study/Construction	25 WW PHOSPH	1	12,000,000	10,800,000				22,800,000
5273-Debt: Clean Water Fund Total			12,000,000	10,800,000				22,800,000

5273-Sewer Revenue Bonds

Ul: Asphalt Program (Annual)	00A ASPHALT	n/a		50,000	50,000	50,000	50,000	200,000
Ul: Inflow/Infiltration Removal	00A I&I LEAK	n/a	500,000	500,000	500,000	500,000	1,000,000	3,000,000
WW: Replace WWTP Chlorinators and Piping	24 WW CHL PP	n/a	795,000					795,000
Ul: Bay Shore Dr Reconst	25 BAY SHORE	n/a	474,100					474,100
Ul: Bay St Reconstruction	25 BAY ST	n/a	93,200					93,200
Ul: Central St Reconstruction	25 CENTRAL	n/a	257,500					257,500
Ul: Jackson Street/Oregon Street Reconstruction	25 JKSN/OR	n/a	50,000				763,300	813,300
Ul: Michigan Street Reconstruction	25 MICHIGAN	n/a	442,100					442,100
Ul: Nebraska Sanitary Intrcpt Sewer	25 NEB SS	n/a	76,900					76,900
Ul: West 11th Avenue Reconstruction	25 W 11TH AV	n/a	205,000					205,000
Ul: Waugoo Ave Reconstruction	25 WAUGOO AV	n/a	520,300					520,300
Ul: W 15th Ave Reconstruction	25 WEST 15TH	n/a	217,000					217,000
WW: Replace WWTP Influent Bar Screens	25 WW BAR SC	2	628,000	3,700,000				4,328,000
WW: Replace Wastewater Facility HVAC	25 WW HVAC	2	135,000	650,000				785,000
WW: Shorewood Lift Station Piping & Valves	25 WW SHORE	2	102,500	500,000				602,500
WW: Replace Jetter Vacs	25 WW VEH1	1	350,000		350,000			700,000

Source	Project #	Priority	2025	2026	2027	2028	2029	Total
WW: New 3/4-Ton Pickup Truck w/ Plow & Lift Gate	25 WW VEH2	1	75,000					75,000
Ul: Clairville Road Swr & Wtr Ext	26 CLAIRVILLE	n/a		808,100				808,100
Ul: Ohio St Reconstruction	26 OHIO ST	n/a		461,600				461,600
Ul: Scott Ave Reconstruction	26 SCOTT AVE	n/a		1,031,100				1,031,100
Ul: W 16th Ave Reconstruction	26 W 16TH AV	n/a		316,700				316,700
WW: Lift Station Bar Screens Rehabilitation	26 WW BAR SC	2		114,000	550,000			664,000
WW: Repl S Main St Pump Station Generator & Equip	26 WW S MAIN	1	40,000	130,000	625,000			795,000
Ul: Bowen St Reconstruction	26-01 BOWEN	n/a		50,000	1,521,800			1,571,800
Ul: Clairville Road Swr & Wtr Extension	27 CLAIRVILLE	n/a			979,200			979,200
WW: Raw Influent Piping Condition Assess	27 INFLUENT	2			650,000			650,000
Ul: Lakeview San Pump/SW Lift Station Replacement	27 LAKEVIEW PS	n/a			438,000		2,500,000	2,938,000
Ul: Scott Ave Reconstruction	27 SCOTT AVE	n/a			550,100			550,100
Ul: W 14th Ave Reconstruction	27 W 14TH AV	n/a			1,215,600			1,215,600
Ul: Wright St Reconstruction	27 WRIGHT	n/a			587,800			587,800
WW: Rehab County Hwy Y Pump Station	27 WW CTH Y	2			56,000	350,000		406,000
WW: Replace Electrical Unit Substations	27 WW EUSS	1			840,000		4,300,000	5,140,000
WW: Repl RAS and WAS Pumping System	27 WW RA/WAS	2			420,000	2,200,000		2,620,000
Ul: Bowen St Reconstruction	28 BOWEN ST	n/a				634,500		634,500
Ul: Grand Street Reconstruction	28 GRAND ST	n/a				123,900		123,900
Ul: Hudson Avenue Reconstruction	28 HUDSON AV	n/a				312,300		312,300
Ul: Madison Street Reconstruction	28 MADISON	n/a				280,100		280,100
Ul: Mill St Reconstruction	28 MILL ST	n/a				569,400		569,400
Ul: Pleasant Street Reconstruction	28 PLEASANT	n/a				280,100		280,100
Ul: STH 91 Utility Construction	28 STH 91	n/a				1,482,700		1,482,700
WW: Repl Primary Sludge Piping and Valves	28 WW SLUDGE	2				150,000	675,000	825,000
Ul: Bowen St Reconstruction	29 BOWEN ST	n/a					1,012,900	1,012,900
WW: Parshall Flume Liners Replacement	29 FLUME LNR	3					55,000	55,000
Ul: Merritt Ave Reconstruction	29 MERRITT	n/a					2,476,200	2,476,200
WW: WWTP Generator Installation	29 WW GENER	1					1,000,000	1,000,000
Ul: S Main St Reconstruction	31 S MAIN	n/a			200,000			200,000
5273-Sewer Revenue Bonds Total			4,961,600	8,311,500	9,533,500	6,933,000	13,832,400	43,572,000

5275-Safe Drinking Water Loan

WFP: Clearwell Replacement	23 WF CLRWLL	1	36,600,000					36,600,000
5275-Safe Drinking Water Loan Total			36,600,000					36,600,000

5275-Water Revenue Bonds

Ul: Asphalt Program (Annual)	00A ASPHALT	n/a		50,000	50,000	50,000	50,000	200,000
WFP: Dual Media Filter Repairs/Rplcmnt	23 WF MEDIA	1			1,700,000	1,700,000		3,400,000
WFP: Ozone Liquid Oxygen System/Generators	23 WF OZONE	1	3,000,000					3,000,000
WD: Sensus Water Meter Base St	24 WD SNSUS	n/a		50,000				50,000
WFP: Granulated Actvd Carbon Filter Media	24 WF GAC FT	1			2,100,000	2,100,000		4,200,000
WFP: Repl Washburn St Booster Station Pmps	24 WF PUMP	1	2,400,000					2,400,000
Ul: Bay Shore Dr Reconst	25 BAY SHORE	n/a	96,000					96,000
Ul: Bay St Reconstruction	25 BAY ST	n/a	149,000					149,000
Ul: Central St Reconstruction	25 CENTRAL	n/a	559,200					559,200
Ul: Faust Avenue Wtr Mn Repl	25 FAUST AVE	n/a	648,200					648,200
Ul: Jackson Street/Oregon Street Reconstruction	25 JKSN/OR	n/a	50,000				1,359,500	1,409,500
Ul: Michigan Street Reconstruction	25 MICHIGAN	n/a	207,300					207,300
Ul: N Lark Street Wtr Mn Repl	25 N LARK ST	n/a	1,056,000					1,056,000
Ul: National Avenue Wtr Mn Repl	25 NATIONAL	n/a	625,500					625,500
WD: New Wach Valve Maintenance Trailer	25 NEW WACH	1	120,000					120,000

Source	Project #	Priority	2025	2026	2027	2028	2029	Total
Ul: West 11th Avenue Reconstruction	25 W 11TH AV	n/a	329,300					329,300
Ul: Waugoo Ave Reconstruction	25 WAUGOO AV	n/a	746,800					746,800
WD: Water Meter Test Benches Repl	25 WD BENCH	1	350,000					350,000
WD: Building Addition/Remodel	25 WD BLDG	n/a	200,000	125,000		3,200,000		3,525,000
Ul: W 15th Ave Reconstruction	25 WEST 15TH	n/a	1,051,700					1,051,700
WFP: Ammonia Gas Scrubber	25 WF A SCBR	1	100,000	600,000				700,000
WFP: Chlorine Gas Scrubber	25 WF C SCBR	1	100,000	600,000				700,000
WFP: Chlorine Feed System Piping	25 WF CL FS	1	300,000					300,000
WFP: Fluoride Tanks/Feed Pumps Rplcmnt	25 WF FLUOR	2	100,000		600,000			700,000
Ul: Clairville Road Swr & Wtr Ext	26 CLAIRVILLE	n/a		242,200				242,200
Ul: Josslyn Street Wtr Mn Repl	26 JOSSLYN	n/a		1,667,200				1,667,200
Ul: Ohio St Reconstruction	26 OHIO ST	n/a		350,500				350,500
Ul: Scott Ave Reconstruction	26 SCOTT AVE	n/a		1,098,500				1,098,500
Ul: W 16th Ave Reconstruction	26 W 16TH AV	n/a		750,300				750,300
WD:Tri-Axle Dump Trucks	26 WD VEH1	n/a		300,000		300,000		600,000
Ul: Bowen St Reconstruction	26-01 BOWEN	n/a		50,000	2,375,300			2,425,300
Ul: Clairville Road Swr & Wtr Extension	27 CLAIRVILLE	n/a			749,900			749,900
Ul: Montclair Place Wtr Mn Repl	27 MONTCLAIR	n/a			681,800			681,800
Ul: Oakwood Road Wtr Mn Repl	27 OAKWOOD	n/a			1,138,700			1,138,700
Ul: Scott Ave Reconstruction	27 SCOTT AVE	n/a			871,200			871,200
Ul: W 14th Ave Reconstruction	27 W 14TH AV	n/a			1,861,400			1,861,400
WD: #804 Concrete Breaker	27 WD EQP1	n/a			225,000			225,000
WFP: Polymer Feed Systems Replacement	27 WF POLYMR	2			500,000			500,000
Ul: Wright St Reconstruction	27 WRIGHT	n/a			1,158,800			1,158,800
Implementation of Lake Shore Drive Reimagination	27LakeShorDr	2			650,000			650,000
Ul: Bowen St Reconstruction	28 BOWEN ST	n/a				718,000		718,000
Ul: Grand Street Reconstruction	28 GRAND ST	n/a				218,900		218,900
Ul: Hudson Avenue Reconstruction	28 HUDSON AV	n/a				470,300		470,300
Ul: Madison Street Reconstruction	28 MADISON	n/a				441,000		441,000
Ul: Mill St Reconstruction	28 MILL ST	n/a				272,200		272,200
Ul: Pleasant Street Reconstruction	28 PLEASANT	n/a				441,000		441,000
Ul: STH 91 Utility Construction	28 STH 91	n/a				1,378,700		1,378,700
WD: #811 Air Compressor	28 WD EQP1	3				45,000		45,000
WD: #812 Ditch Witch/Vac-All Trailer	28 WD EQP2	n/a				120,000		120,000
WFP: Backwash Controls/Air Scour Blower Repl	28 WF BCKWSH	2				660,000		660,000
WFP: Sludge Pump Replacement	28 WF SLUDGE	2				180,000		180,000
WFP: Alum Piping/Day Tanks/Transfer Pumps Repl	28 WF TANKS	1				60,000	750,000	810,000
WFP: #892 3/4Ton 4WD PU Truck Lift Gate/Plow	28 WF VEH1	3				75,000		75,000
Ul: Bowen St Reconstruction	29 BOWEN ST	n/a					1,410,000	1,410,000
WFP: Mix/Sed Basin/DMF Gallery Valve Repl	29 GV REPL	1					60,000	60,000
Ul: Merritt Ave Reconstruction	29 MERRITT	n/a					8,060,600	8,060,600
WFP: Repl Systems Sedimentation Basins	29 SYS SED	2					1,800,000	1,800,000
WD: Tractor Backhoe/Loaders	29 WD EQP1	n/a	365,000					365,000
WD: #828 1-Ton Service TRK w/Valve-Turning Mach	29 WD VEH1	n/a					120,000	120,000
Ul: S Main St Reconstruction	31 S MAIN	n/a			200,000			200,000
5275-Water Revenue Bonds Total			12,554,000	5,883,700	14,862,100	12,430,100	13,610,100	59,340,000

5278-Storm Revenue Bonds

Ul: Asphalt Program (Annual)	00A ASPHALT	n/a		50,000	75,000	50,000	75,000	250,000
Ul: Anchorage Watershed RR-Libbey Storm Sewer	21-13 ANCHOR	n/a				50,000	1,149,000	1,199,000
Ul: Gallups-Merritts Creek Watershed	21-14 GALLUP	n/a				1,500,000		1,500,000
SW: Replace Street Sweepers	23 SW VEH1	1	350,000		360,000		375,000	1,085,000
Ul: Bay Shore Dr Reconst	25 BAY SHORE	n/a	473,000					473,000
Ul: Bay St Reconstruction	25 BAY ST	n/a	137,000					137,000

Source	Project #	Priority	2025	2026	2027	2028	2029	Total
Ul: Central St Reconstruction	25 CENTRAL	n/a	416,000					416,000
Ul: Jackson Street/Oregon Street Reconstruction	25 JKSN/OR	n/a	50,000				238,500	288,500
Ul: Michigan Street Reconstruction	25 MICHIGAN	n/a	2,104,000					2,104,000
Ul: Nebraska Sanitary Intrcpt Sewer	25 NEB SS	n/a	100,000					100,000
Ul: West 11th Avenue Reconstruction	25 W 11TH AV	n/a	1,418,000					1,418,000
Ul: Waugoo Ave Reconstruction	25 WAUGOO AV	n/a	813,000					813,000
Ul: W 15th Ave Reconstruction	25 WEST 15TH	n/a	1,854,000					1,854,000
WW: Replace Jetter Vacs	25 WW VEH1	1	350,000		350,000			700,000
Ul: Ohio St Reconstruction	26 OHIO ST	n/a		494,700				494,700
Ul: Scott Ave Reconstruction	26 SCOTT AVE	n/a		1,403,200				1,403,200
Ul: W 16th Ave Reconstruction	26 W 16TH AV	n/a		557,000				557,000
Ul: Bowen St Reconstruction	26-01 BOWEN	n/a		50,000	2,308,700			2,358,700
Ul: Lakeview San Pump/SW Lift Station Replacement	27 LAKEVW PS	n/a			438,000		2,500,000	2,938,000
Ul: Scott Ave Reconstruction	27 SCOTT AVE	n/a			841,200			841,200
Ul: WWTP SW Outfall Construction	27 SW OUTFLL	n/a			809,000			809,000
Ul: W 14th Ave Reconstruction	27 W 14TH AV	n/a			1,691,000			1,691,000
Ul: Wright St Reconstruction	27 WRIGHT	n/a			620,700			620,700
Ul: Bowen St Reconstruction	28 BOWEN ST	n/a				645,000		645,000
Ul: Grand Street Reconstruction	28 GRAND ST	n/a				208,000		208,000
Ul: Hudson Avenue Reconstruction	28 HUDSON AV	n/a				414,000		414,000
Ul: Madison Street Reconstruction	28 MADISON	n/a				275,000		275,000
Ul: Mill St Reconstruction	28 MILL ST	n/a				220,000		220,000
Ul: Pleasant Street Reconstruction	28 PLEASANT	n/a				275,000		275,000
SW: #57 Vac All Catch Basin Cleaner	28 SW VEH1	1				350,000		350,000
Ul: Bowen St Reconstruction	29 BOWEN ST	n/a					1,143,000	1,143,000
Ul: Merritt Ave Reconstruction	29 MERRITT	n/a					3,481,200	3,481,200
Ul: S Main St Reconstruction	31 S MAIN	n/a			75,000			75,000
5278-Storm Revenue Bonds Total			8,065,000	2,554,900	7,568,600	3,987,000	8,961,700	31,137,200

5280 S/A Replacement-Streets

Ul: Bay Shore Dr Reconst	25 BAY SHORE	n/a	331,100					331,100
Ul: Bay St Reconstruction	25 BAY ST	n/a	65,700					65,700
Ul: Central St Reconstruction	25 CENTRAL	n/a	373,600					373,600
Ul: Jackson Street/Oregon Street Reconstruction	25 JKSN/OR	n/a					580,000	580,000
Ul: Michigan Street Reconstruction	25 MICHIGAN	n/a	288,800					288,800
Ul: West 11th Avenue Reconstruction	25 W 11TH AV	n/a	170,800					170,800
Ul: Waugoo Ave Reconstruction	25 WAUGOO AV	n/a	282,000					282,000
Ul: W 15th Ave Reconstruction	25 WEST 15TH	n/a	674,500					674,500
Ul: Ohio St Reconstruction	26 OHIO ST	n/a		554,600				554,600
Ul: Scott Ave Reconstruction	26 SCOTT AVE	n/a		623,000				623,000
Ul: W 16th Ave Reconstruction	26 W 16TH AV	n/a		791,600				791,600
Ul: Bowen St Reconstruction	26-01 BOWEN	n/a			715,200			715,200
Ul: Scott Ave Reconstruction	27 SCOTT AVE	n/a			289,200			289,200
Ul: W 14th Ave Reconstruction	27 W 14TH AV	n/a			631,100			631,100
Ul: Wright St Reconstruction	27 WRIGHT	n/a			347,400			347,400
Ul: Bowen St Reconstruction	28 BOWEN ST	n/a				279,900		279,900
Ul: Grand Street Reconstruction	28 GRAND ST	n/a				71,000		71,000
Ul: Hudson Avenue Reconstruction	28 HUDSON AV	n/a				169,900		169,900
Ul: Madison Street Reconstruction	28 MADISON	n/a				154,500		154,500
Ul: Mill St Reconstruction	28 MILL ST	n/a				75,700		75,700
Ul: Pleasant Street Reconstruction	28 PLEASANT	n/a				151,800		151,800
Ul: Bowen St Reconstruction	29 BOWEN ST	n/a					520,000	520,000
Ul: Merritt Ave Reconstruction	29 MERRITT	n/a					1,004,300	1,004,300

Source	Project #	Priority	2025	2026	2027	2028	2029	Total
5280 S/A Replacement-Streets Total			2,186,500	1,969,200	1,982,900	902,800	2,104,300	9,145,700
5281 S/A Replacement-Sidewalk								
Ul: New Sidewalk Ordered In	00A SW NOI	n/a	65,000	65,000	65,000	65,000	65,000	325,000
Ul: Sidewalk Rehab & Reconst Prog	00A SW REHAB	n/a	900,000	800,000	800,000	800,000	800,000	4,100,000
Ul: Bay Shore Dr Reconst	25 BAY SHORE	n/a	55,900					55,900
Ul: Bay St Reconstruction	25 BAY ST	n/a	10,900					10,900
Ul: Central St Reconstruction	25 CENTRAL	n/a	87,500					87,500
Ul: Jackson Street/Oregon Street Reconstruction	25 JKSN/OR	n/a					79,200	79,200
Ul: Michigan Street Reconstruction	25 MICHIGAN	n/a	58,300					58,300
Ul: West 11th Avenue Reconstruction	25 W 11TH AV	n/a	26,800					26,800
Ul: Waugoo Ave Reconstruction	25 WAUGOO AV	n/a	53,500					53,500
Ul: W 15th Ave Reconstruction	25 WEST 15TH	n/a	126,400					126,400
Ul: Ohio St Reconstruction	26 OHIO ST	n/a		85,100				85,100
Ul: Scott Ave Reconstruction	26 SCOTT AVE	n/a		96,000				96,000
Ul: W 16th Ave Reconstruction	26 W 16TH AV	n/a		125,200				125,200
Ul: Bowen St Reconstruction	26-01 BOWEN	n/a			124,800			124,800
Ul: Scott Ave Reconstruction	27 SCOTT AVE	n/a			63,200			63,200
Ul: W 14th Ave Reconstruction	27 W 14TH AV	n/a			125,200			125,200
Ul: Wright St Reconstruction	27 WRIGHT	n/a			63,200			63,200
Ul: Bowen St Reconstruction	28 BOWEN ST	n/a				66,800		66,800
Ul: Grand Street Reconstruction	28 GRAND ST	n/a				13,400		13,400
Ul: Hudson Avenue Reconstruction	28 HUDSON AV	n/a				34,000		34,000
Ul: Madison Street Reconstruction	28 MADISON	n/a				29,200		29,200
Ul: Mill St Reconstruction	28 MILL ST	n/a				14,600		14,600
Ul: Pleasant Street Reconstruction	28 PLEASANT	n/a				29,200		29,200
Ul: Bowen St Reconstruction	29 BOWEN ST	n/a					106,900	106,900
Ul: Merritt Ave Reconstruction	29 MERRITT	n/a					262,400	262,400
5281 S/A Replacement-Sidewalk Total			1,384,300	1,171,300	1,241,400	1,052,200	1,313,500	6,162,700
5284-Water Special Assessments								
Ul: Bay Shore Dr Reconst	25 BAY SHORE	n/a	13,500					13,500
Ul: Fernau Avenue Construction	25 FERNAU	n/a	250,000					250,000
Ul: Jackson Street/Oregon Street Reconstruction	25 JKSN/OR	n/a					8,500	8,500
Ul: Clairville Road Swr & Wtr Ext	26 CLAIRVILLE	n/a		1,440,400				1,440,400
Ul: Josslyn Street Wtr Mn Repl	26 JOSSLYN	n/a		92,300				92,300
Ul: W 16th Ave Reconstruction	26 W 16TH AV	n/a		8,100				8,100
Ul: Clairville Road Swr & Wtr Extension	27 CLAIRVILLE	n/a			332,200			332,200
Ul: Bowen St Reconstruction	28 BOWEN ST	n/a				19,300		19,300
Ul: STH 91 Utility Construction	28 STH 91	n/a				308,600		308,600
5284-Water Special Assessments Total			263,500	1,540,800	332,200	327,900	8,500	2,472,900
5285-Wastewater Special Assessments								
Ul: Bay Shore Dr Reconst	25 BAY SHORE	n/a	65,800					65,800
Ul: Bay St Reconstruction	25 BAY ST	n/a	11,000					11,000
Ul: Central St Reconstruction	25 CENTRAL	n/a	124,900					124,900
Ul: Jackson Street/Oregon Street Reconstruction	25 JKSN/OR	n/a					100,000	100,000
Ul: Michigan Street Reconstruction	25 MICHIGAN	n/a	64,000					64,000
Ul: Nebraska Sanitary Intrcpt Sewer	25 NEB SS	n/a	223,100					223,100
Ul: West 11th Avenue Reconstruction	25 W 11TH AV	n/a	32,100					32,100
Ul: Waugoo Ave Reconstruction	25 WAUGOO AV	n/a	119,500					119,500

Source	Project #	Priority	2025	2026	2027	2028	2029	Total
Ul: W 15th Ave Reconstruction	25 WEST 15TH	n/a	314,200					314,200
Ul: Clairville Road Swr & Wtr Ext	26 CLAIRVILLE	n/a		461,100				461,100
Ul: Ohio St Reconstruction	26 OHIO ST	n/a		204,400				204,400
Ul: Scott Ave Reconstruction	26 SCOTT AVE	n/a		234,000				234,000
Ul: W 16th Ave Reconstruction	26 W 16TH AV	n/a		287,800				287,800
Ul: Bowen St Reconstruction	26-01 BOWEN	n/a			386,500			386,500
Ul: Clairville Road Swr & Wtr Extension	27 CLAIRVILLE	n/a			370,800			370,800
Ul: Scott Ave Reconstruction	27 SCOTT AVE	n/a			116,800			116,800
Ul: W 14th Ave Reconstruction	27 W 14TH AV	n/a			307,600			307,600
Ul: Wright St Reconstruction	27 WRIGHT	n/a			154,600			154,600
Ul: Bowen St Reconstruction	28 BOWEN ST	n/a				100,800		100,800
Ul: Grand Street Reconstruction	28 GRAND ST	n/a				22,000		22,000
Ul: Hudson Avenue Reconstruction	28 HUDSON AV	n/a				62,500		62,500
Ul: Madison Street Reconstruction	28 MADISON	n/a				69,900		69,900
Ul: Mill St Reconstruction	28 MILL ST	n/a				22,200		22,200
Ul: Pleasant Street Reconstruction	28 PLEASANT	n/a				69,900		69,900
Ul: STH 91 Utility Construction	28 STH 91	n/a				523,600		523,600
Ul: Bowen St Reconstruction	29 BOWEN ST	n/a					238,500	238,500
Ul: Merritt Ave Reconstruction	29 MERRITT	n/a					475,500	475,500
5285-Wastewater Special Assessments			954,600	1,187,300	1,336,300	870,900	814,000	5,163,100
Total								

5286-Storm Water Special Assessment

Ul: Mini Storm Sewers/Storm Laterals	00A SS/SWLAT	n/a	25,000	25,000	25,000	25,000	25,000	125,000
Ul: Bay Shore Dr Reconst	25 BAY SHORE	n/a	37,000					37,000
Ul: Bay St Reconstruction	25 BAY ST	n/a	11,000					11,000
Ul: Central St Reconstruction	25 CENTRAL	n/a	55,000					55,000
Ul: Jackson Street/Oregon Street Reconstruction	25 JKSJN/OR	n/a					25,000	25,000
Ul: Michigan Street Reconstruction	25 MICHIGAN	n/a	16,000					16,000
Ul: West 11th Avenue Reconstruction	25 W 11TH AV	n/a	8,000					8,000
Ul: Waugoo Ave Reconstruction	25 WAUGOO AV	n/a	27,000					27,000
Ul: W 15th Ave Reconstruction	25 WEST 15TH	n/a	64,000					64,000
Ul: Ohio St Reconstruction	26 OHIO ST	n/a		44,300				44,300
Ul: Scott Ave Reconstruction	26 SCOTT AVE	n/a		45,800				45,800
Ul: W 16th Ave Reconstruction	26 W 16TH AV	n/a		63,000				63,000
Ul: Bowen St Reconstruction	26-01 BOWEN	n/a			97,300			97,300
Ul: Scott Ave Reconstruction	27 SCOTT AVE	n/a			21,800			21,800
Ul: W 14th Ave Reconstruction	27 W 14TH AV	n/a			60,000			60,000
Ul: Wright St Reconstruction	27 WRIGHT	n/a			32,300			32,300
Ul: Bowen St Reconstruction	28 BOWEN ST	n/a				34,000		34,000
Ul: Grand Street Reconstruction	28 GRAND ST	n/a				8,000		8,000
Ul: Hudson Avenue Reconstruction	28 HUDSON AV	n/a				22,000		22,000
Ul: Madison Street Reconstruction	28 MADISON	n/a				24,000		24,000
Ul: Mill St Reconstruction	28 MILL ST	n/a				8,000		8,000
Ul: Pleasant Street Reconstruction	28 PLEASANT	n/a				24,000		24,000
Ul: Bowen St Reconstruction	29 BOWEN ST	n/a					57,000	57,000
Ul: Merritt Ave Reconstruction	29 MERRITT	n/a					87,800	87,800
5286-Storm Water Special Assessments			243,000	178,100	236,400	145,000	194,800	997,300
Total								

5287-Street Special Assessments

Ul: Fernau Avenue Construction	25 FERNAU	n/a	502,300					502,300
--------------------------------	-----------	-----	---------	--	--	--	--	---------

Source	Project #	Priority	2025	2026	2027	2028	2029	Total
5287-Street Special Assessments Total			502,300					502,300
5288-Sidewalk Special Assessments								
Ul: Subdivision Sidewalk Agreements	00A SW SUBDV	n/a	27,500	27,500	27,500	27,500	27,500	137,500
Ul: Fernau Avenue Construction	25 FERNAU	n/a	168,000					168,000
5288-Sidewalk Special Assessments Total			195,500	27,500	27,500	27,500	27,500	305,500
5299S-Sewer Utility Fund Balance								
Ul: Concrete Pavement Repairs (Annual)	00A CONCRT	n/a	20,000	20,000	20,000	20,000	20,000	100,000
Ul: 20-91 Up-Front Engineering Services	00A ENV SVR	n/a	185,000	185,000	185,000	185,000	185,000	925,000
Ul: Inflow/Infiltration Removal	00A I&I LEAK	n/a	250,000	250,000	500,000	500,000	500,000	2,000,000
WW: Clean Digesters	23 WW CL DIG	1	105,000			110,000	110,000	325,000
WW: #173 Zero-Turn Lawn Mower	26 WW MOWER	2		15,000				15,000
WW: 4x4 Pickup Trucks w/Plow & Lift Gates	29 WW VEH1	2					70,000	70,000
5299S-Sewer Utility Fund Balance Total			560,000	470,000	705,000	815,000	885,000	3,435,000
5299SW-Storm Water Utility Fund Balance								
Ul: Concrete Pavement Repairs (Annual)	00A CONCRT	n/a	75,000	75,000	75,000	75,000	75,000	375,000
Ul: 20-91 Up-Front Engineering Services	00A ENV SVR	n/a	90,000	90,000	90,000	90,000	90,000	450,000
Ul: Mini Storm Sewers/Storm Laterals	00A SS/SWLAT	n/a	475,000	475,000	625,000	625,000	625,000	2,825,000
SW: Leaf Blowers-Storm Water	25 SW EQP2	1		80,000	80,000		85,000	245,000
5299SW-Storm Water Utility Fund Balance Total			640,000	720,000	870,000	790,000	875,000	3,895,000
5299W-Water Utility Fund Balance								
Ul: Concrete Pavement Repairs (Annual)	00A CONCRT	n/a	15,000	15,000	15,000	15,000	15,000	75,000
Ul: 20-91 Up-Front Engineering Services	00A ENV SVR	n/a	50,000	50,000	50,000	50,000	50,000	250,000
Ul: Misc. Utility-Owned Lead Service Repl.	00A LEADSRV	n/a	100,000	100,000	100,000	100,000	100,000	500,000
WD: Meter Change-Out Program	00A WD MTERS	n/a	953,000	1,029,000	1,132,000	1,245,000	1,365,000	5,724,000
WFP: Oakwood & Knapp PRV Components Repl	25 PRV CMPNT	2	30,000					30,000
WFP: Washburn Wtr Twr Valve Vault Repl	25 VALVE VLT	2	30,000					30,000
WD: #809 Trailer-Mounted Dewatering Pump	25 WD EQP1	n/a	60,000					60,000
WD: #805 Forklift	25 WD EQP2	n/a	60,000					60,000
WD: Replace 1/2-Ton Vans	25 WD VEH1	n/a	50,000			55,000	55,000	160,000
WD: 1-Ton Ext Cab Pickup Trks w/Srv Body	25 WD VEH2	n/a	80,000					80,000
WFP: Fire Alarm Syst Ctrl Panel	26 WF FR AL	2		36,000				36,000
WFP: SW Wtr Twr Ext Painting/Add Mixing	27 SW WTR TW	2			750,000			750,000
WD: 1/2-Ton 4WD Ext Cab Pickup Trucks	27 WD VEH1	n/a			55,000			55,000
WFP: WFP Administration Area Carpet	28 WF CARPET	4				25,000		25,000
5299W-Water Utility Fund Balance Total			1,428,000	1,230,000	2,102,000	1,490,000	1,585,000	7,835,000
9000-To Be Determined								
PRKG: EV Charging Plan	25 EV CHARG	3		35,000				35,000
FAC: City Hall Renovation	25 FAC CTYHL	1		10,000,000	10,000,000	10,000,000		30,000,000
PLNG: DT Visualization Implement	25 PL DT VIS	3		1,000,000	1,000,000	1,000,000		3,000,000
PLNG: Workforce Housing Land Acq.	25 PLN HOUS	3		175,000	175,000	175,000	175,000	700,000
Boat Launch Repairs	26 PRK BOAT	3		150,000				150,000
Rainbow Memorial Park Improvements	26 RB PRK IP	3					300,000	300,000

Source	Project #	Priority	2025	2026	2027	2028	2029	Total
Fugleberg Boat Launch	29 PK FBL	3					300,000	300,000
TR: Transit Facility	29 TR FAC	2					38,000,000	38,000,000
9000-To Be Determined Total				11,360,000	11,175,000	11,175,000	38,775,000	72,485,000
GRAND TOTAL			122,841,755	88,597,435	88,748,386	65,371,990	140,314,125	505,873,691