City of Oshkosh

2020 Budget

For the fiscal year ending December 31, 2020

TABLE OF CONTENTS

Executive Summary

City Manager's 2020 Budget Message		i	-	viii
Fund Chart		1		
Fund Explanations		2	-	13
Budget Calendar		14		
Tax Levy		15		
Levy Allocation		16		
Tax Levy History		17		
Valuation Trend		18		
Tax Rate History		19		
Revenues - Sources of Funds		20		
Expenditures - Use of Funds		21		
Analysis of General Fund Balances		22		
General Fund Balance Graph		23		

General Fund

General Fund Summary		24		
General Fund Revenues		25		
General Fund Revenue Graph		26		
General Fund Expenditures		27		
General Fund Expenditures Graph		28		

General Government

City Council	100-0010	29	-	31
City Manager	100-0020	32	-	34
City Attorney	100-0030	35	-	37
Human Resources	100-0040	38	-	40
City Clerk	100-0050	41	-	43
Elections	100-0060	44	-	46
Finance	100-0071	47	-	49
Purchasing	100-0090	50	-	52
Information Technology	100-0110	53	-	55
Insurance	100-0120	56	-	57
Facilities Maintenance	100-0130	58	-	60
Independent Audit	100-0140	61	-	62
Oshkosh Media	100-0150	63	-	65

Public Safety

Police	100-0211	66	-	70
Animal Care	100-0214	71	-	72
Auxiliary Police	100-0217	73	-	74
Crossing Guards	100-0218	75	-	77
Fire and Ambulance	100-0230/0240	78	-	82
Hydrant Rental	100-0250	83	-	84
Police & Fire Commission	100-0290	85	-	86

Public Works

Public Works - Administration	100-0410	87	-	89
Engineering	100-0420	90	-	92
Streets	100-0430	93	-	95
Central Garage	100-0450	96	-	99

Parks			
Parks	100-0610	100	- 103
Forestry	100-0620	104	- 106
Community Development			
Assessor	100-0080	107	- 110
Economic Development	100-0730	111	- 113
Planning Services	100-0740	114	- 116
Transportation			
Electric	100-0801	117	- 119
Sign	100-0810	120	- 122
Unclassified	100-09xx	123	- 125
Special Revenue Funds			
Special Revenue Summary		126	
Senior Center Revolving Fund	201-0760	127	- 128
CDBG Revolving Loan Fund	202-0740	129	- 130
Bicycle Fund	207-0211	131	- 132
BID District	209-1030	133	- 134
Recycling	211-0480	135	- 137
Garbage Collection & Disposal	212-0470	138	- 140
Police Special Fund	215-0211	141	- 142
Fire/Safety Fund	217-0230	143	- 144
Police Asset Forfeiture Fund - State	221-0211	145	- 146
Police Asset Forfeiture Fund - Federal	222-0211	147	- 148
Street Lighting	223-0460	149	- 150
Special Events - Council	224-0010	151	- 152
Museum Membership	227-1070	153	- 154
Museum Exhibition	228-1070	155	- 156
Senior Services	231-0760	157	- 159
Fire Special Revenue	235-0230	160	- 161
Library	239-1060	162	- 166
Museum	241-1070	167	- 171
Museum Collections	242-1070	172	- 173
Historical Marker Fund	243-1099	174	- 175
Riverside Cemetery	247-0650	176	- 179
Community Development Special Fund	249-0740	180	- 181
Park Revenue Facilities	255-0610	182	- 189
Leach Amphitheater	256-0610	190	- 192
Lead Service Line Replacement	257-0410	193	- 194
Pollock Water Park	259-0610	195	- 198
Rental Inspections	271-0710	199	- 201
Healthy Neighborhood Initiatives	302-0740	202	- 204
Community Development Block Grant	303-0740	205	- 206
Local Econ Develop Revolving Loan Fund	304-0740	207	- 208
Capital Project Funds			
Equipment Fund	323-0000	209	
Street Tree Memorial	333-0620	210	- 211
TIF Districts	5xx-1040	212	- 268
Debt Service	401-0074	269	- 271

Enterprise and Utilities

Enterprise Funds Summary		272		
Grand Opera House	501-1020	273	-	274
Convention Center	503-1040	275	-	279
Convention Center - Parking Ramp	506-1040	280	-	281
Parking Utility	509-1717	282	-	284
Transit Utility	511-1728	285	-	290
Industrial Park Land Enterprise Fund	515-1040	291	-	292
Water Utility	541-0000	293	-	297
Sewer Utility	551-0000	298	-	302
Storm Utility	561-0000	303	-	306
Weights and Measures	571-0720	307	-	309
Inspection Services	571-0750	310	-	313

Other Funds

Health Insurance Fund	601-0303	314	-	315
Safety and Worker Compensation	603-0909	316	-	318
Police/Fire Pensions	605/607	319	-	320
Trust Fund	707-0071	321	-	322
Redevelopment Authority	901-0999	323	-	324

Date: December 19, 2019

To: Honorable Mayor and City Council

From: Mark A. Rohloff, City Manager

Subject: **2020 ADOPTED BUDGET**

I am pleased to provide Council with the City of Oshkosh's adopted 2020 budget. The budget includes the General Fund, Special Revenue Funds, Debt Service Funds, Utility Funds, and Internal Service Funds.

Highlights of the Adopted 2020 Budget

- The 2020 adopted General Fund budget (supported in whole or in part by general property tax dollars) is proposed at $47,836,550, an increase of 2.54% over the 2019 budget.

- The overall tax levy, which supports the General Fund, Special Revenue Funds, and the Debt Service Fund is set at $40,737,400, an increase of 3.39% over the 2019 budget, with a tax rate of $10.903, an increase of $0.321 per $1,000 of assessed value.

- Expenditure increase of $1,185,850 in the General Fund, an increase of 2.54%.

- Across all departments, health insurance costs will see an overall decrease of 7.18% in 2020 due to competitive bidding for our Health Insurance. At the same time, our Dental Insurance will see no increase in rates.

- 2019 General Fund operating expenses are projected to be approximately $1,070,400 under budget due to temporary staffing vacancies and fuel remaining under budget for the better part of 2019.

- 2019 General Fund revenues will be approximately $532,700 greater than budgeted due to higher than expected Police fines and forfeitures, as well as intergovernmental revenues from transportation aid and state reimbursements for personal property/computer exemptions.

Expenditure Summary

The 2020 total spending plan of $47,836,550 represents a 2.54% increase. There are five general areas contributing to this increase:

1. Public Safety - $1,190,550 increase. Public Safety remains a priority in our Strategic Plan, and Public Safety represents nearly 60% of the General Fund operating budget; therefore, any increase in this area has a greater impact on the overall General Fund Budget. In 2019, Council approved the first phase of implementing the Police Department staffing study, resulting in an increase in police staffing by four full time positions. The full-year impact of those positions is reflected in the 2020 budget. Similarly, the Fire Department recently completed its staffing study in accordance with Council direction. The recommended staffing increases for the Fire Department include partial year funding for the addition of four firefighters to provide three-person staffing for the Station 15 Engine Unit, as well as a management analyst to provide administrative support to the Fire Department command staff. Finally, all public safety bargaining units are due for scheduled increases in accordance with their respective collective bargaining agreements.

2. Clerk's Office/Elections - increase of $94,400. As with all municipalities, the Federal Presidential Election in 2020 will result in an increased voter turnout, and in turn, greater cost for local municipal clerks. Increased staffing for the 2020 election are reflected in the Clerk's base budget as well as the Elections budget. The Clerk's office is required to comply with any new state and federal regulations related to elections, and must also anticipate the typical increase in voter turnout for the election.

3. Public Works - increase of $52,800. In recent years, the city has benefited greatly from lower costs of commodities, such as road salt and fuel. 2019 saw an increased use of salt due to the harsh winter. The General Fund will be able to absorb the costs in 2019 because of savings in fuel and other areas. Our General Fund balance, which is explained in greater detail on pages 9 and 10, demonstrates that we can absorb unexpected increases in these commodity costs should circumstances change. Furthermore, due to a reorganization of staff between the Engineering and Utilities divisions, there is a slight decrease in personnel costs for the Engineering division. Some of the engineering costs are being charged directly to utilities to reflect staffing emphasis in this area. There is an additional increase in the Central Garage budget due to the transfer of a mechanic from the Fire Department as recommended in the Fire staffing study.

4. Finance - decrease of $226,400. Currently, Finance staff supporting the Utilities division are directly charged to the General Fund, and in turn utilities are charged for these services. The Finance Department is recommending that these personnel costs be directly charged to the utility budget. This reduction reflects the transfer of those personnel. With that said, it is proposed to increase staffing in Utilities Accounting by one position in order to better accommodate the recent switch to monthly billing as well as the ongoing demands placed on that division for customer service. It should be noted that a position was reduced approximately six years ago; therefore this is actually a reestablishment of a previously reduced position.

5. Health Insurance - decrease of 7.18%. Due to our successful efforts to encourage employee wellness, directing employees to the Three Waves Health Clinic, as well as aggressive bidding for health insurance, we have been able to see a reduction in this area in recent years. The competitive bids we received for health insurance will benefit both the city and our employees. Additionally, due to our favorable loss history, there will be no increase for our dental insurance (primarily paid by the city with employee contributions), and no increase in vision insurance (which is paid entirely by employees).

The adopted 2020 budget will see an overall increase of 10 positions (5-Fire; 1-Administrative Services/IT; 1-Finance/Utilities Accounting; 2-Parks; 1-Water). At the same time, the city must comply with the state Expenditure Restraint Program (ERP), which requires the city to limit expenditure growth to 3.2% in 2020 in order to continue receiving approximately $1.3 million in ERP incentive revenue. We are currently under our expenditure restraint limit and we will continue to comply with these staffing additions.

Strategic Plan Goals Reflected In 2020 Budget

2020 will represent the second year of our current 2019 – 2020 Strategic Plan, which Council approved in the fall of 2018. The current strategic plan reaffirms Council's priority goals of: Public Safety and Health, Infrastructure, Economic Development, Strengthening Neighborhoods, Preserving Quality-Of-Life Assets, and Effectiveness Of Government. Each department has responsibilities for fulfilling one or more of these priority goals. These goals are further reflected in the Operating and Capital Budgets. Some of the elements from the strategic plan reflected in the 2020 budget are as follows:

- Continued investment in infrastructure, reflected by an investment of over $1 million to our equipment fund for capital improvements. This investment directly reduces the need for borrowing. Although it would be my hope that this amount could be greater, it does reflect a recognition that we need to invest in capital equipment replacement without the need for borrowing.

The 2020 – 24 Capital Improvement Program (CIP) has been provided to Council under separate cover. The five-year CIP document outlines a $61.3 million spending plan, which includes an estimated $12.5 million in general fund borrowing. During preliminary budget work sessions, staff reported that we had gone through several models of borrowing to determine our ability to borrow and still reduce our overall tax burden. While we are happy to report that we are down to nearly 60% of our maximum borrowing capacity, we recognize that Council and the Long-Range Finance Committee may have goals to further reduce this borrowing. At the same time, as shown on Page 2020 – 45 of the CIP, there are an additional $3.7 million in capital projects that are not funded for 2020; on Page 2021 – 40, there are a variety of projects totaling over $12.7 million that are not funded in 2021. Council will need to review these unfunded projects and identify what, if any, of these projects can be funded with additional borrowing capacity. Departments will be prepared to provide background on projects already included in the CIP as well as those that are not funded so that Council may be able to make some decisions on what additional projects may be funded in 2020 or 2021.

- Our continued emphasis on public safety and health is reflected in the 2020 budget. Specifically, continued funding for a full year of the Police Department staffing study recommendations. The Council also approved the funding of five (5) additional positions in the Fire Department as recommended in the Fire Department staffing study. These positions are funded with delayed start dates, so there will be additional costs to fully fund the positions in 2021. Continued capital investment is reflected with the replacement of Public Safety vehicles. The drill tower for the fire department is also proposed for the old Armory property on North Sawyer Street, as well as a new fire engine to replace the heavy rescue unit is reflected in the capital improvement program and is consistent with the Matrix fire staffing study.

- Our strong commitment to preserving and enhancing our quality-of-life assets continues in 2020. Now that the plans for Lakeshore Park have been approved by Council, projects associated with implementing the first phase of that plan are budgeted in the CIP, subject to final Council approval. Improvements to ballfields and public restrooms will continue at neighborhood parks. At the Public Museum, the exhibition for the new Sporting and Recreation exhibit will be funded in the 2020 CIP. However, a number of other projects for our quality-of-life assets and pubic buildings, including the Museum's Steiger Wing expansion, Riverwalk expansion, Menominee Park Zoo improvements, new Parks Administration building, and Public Safety buildings represent projects that remain unfunded and will require attention in the future, and will need to be factored into the City's long term debt management plans.

- Through our economic development projects, we continue to encourage investment in our downtown and industrial park areas, including Phase 1 of the extension of Ninth Avenue from Main Street to Pioneer Drive, at a first-year cost of $1,275,400. The paving in the Southwest Industrial Park to serve the transload facility is funded in part from an Economic Development Administration (EDA) grant in the amount of $1.5 million. Meanwhile, acquisition of redevelopment sites in the South Shore area will continue, along with the planned demolition of the 43 East 7th building.

- Our commitment to improving neighborhoods is reflected in continued support for Greater Oshkosh Healthy Neighborhoods Incorporated (GO-HNI) and corrective code enforcement. Funds are also proposed in the Healthy Neighborhoods program, which consists of funds from previously closed tax increment projects, to fund increased investment in our neighborhoods with some expansion of current programs to offer additional incentives for residents to improve the housing stock in our existing neighborhoods.

Revenues

Property Tax Summary

The Property Tax Levy is $40,737,400, an increase of $1,335,800, or 3.39%. The property tax rate has been set at $10.903, an increase of $0.321 over the previous year.

Although overall assessed value has increased by approximately 2.84%, valuation decreases are still occurring in manufacturing and retail areas. Manufacturing assessments done by the Wisconsin Department of Revenue have continued to drop in recent years, even though market sales suggest otherwise. Additionally, the exemption of equipment from personal property continues to result in a downward spiral of personal property values. This trend is shifting the property tax burden from commercial and manufacturing to residential and contributes to the increased rate. Increases in commercial values continue to be stymied as a result of the residual impact of the *Walgreens* case.

Of the $1,335,800 levy increase, over one-third of this increase is for debt service. While Council has adopted a policy to limit our annual borrowing, the makeup of our borrowing is more focused on streets and other general capital projects, rather than on utility projects. Furthermore, we have determined that an increasing number of capital projects have a useful life of less than 20 years. As a result, we have shifted our borrowing to 10 year notes rather than 20 year bonds. This means that we are paying a larger amount of our debt service to reduce our principal. Over the long term, this is good trend. In the short term, however, our annual debt service will continue to increase greater than the increase in our annual borrowing.

General Fund operations account for $729,500 of the levy increase. Most of this is due to funding for public safety, including budget enhancements approved by Council. With the exception of ambulance revenues, public safety relies almost exclusively on general tax dollars to support these operations. Although a great deal of attention is paid to fees and charges for special events, these fees account for less than 2% of Public Safety's overall operations. Basic public safety services such as patrol, detectives, fire suppression, and fire prevention, are all services that are traditionally funded through general tax dollars. Additionally, public works operations, although funded in part by state transportation aids, still rely on general tax dollars to support the bulk of their operations.

Meanwhile, Special Revenue Funds use outside funding sources, such as grants and other intergovernmental revenues, to support their operations. Despite these outside sources, Special Revenue Funds are ultimately balanced with General Fund support. Some of these examples include street lighting, (+$23,000), garbage collection, (+$19,100), GO Transit, (+$27,900), and the Library, (+$76,600).

Other Revenues

Meanwhile, General Fund revenues other than property taxes are estimated to be $26,485,650, an increase of 1.95% over 2019. Some of the revenue highlights are as follows:

- Intergovernmental revenues are projected to increase by $468,100, an increase of 2.86%, is the first meaningful increase in over a decade. The individual intergovernmental revenue programs are highlighted as follows:
    - State shared revenue is projected at $9,690,700, an increase of $2,900, or 0.03%. Despite the name of the program, the state has not restored "shared" revenues after their reductions during the economic downturn of 2008 – 2012, even as the state's overall economic picture has improved. As the General Funds 2nd largest city's revenue remains stagnant, the city must rely on the property taxes, to make up for the continued shortchange. This is a trend that has gone on for the last 20 years and continues to challenge us to balance our annual budgets.
    - Aid to local streets, also known as general transportation aids (GTA), are increasing by $250,900, or 7.9%. We have benefited in recent years from receiving additional GTA funds because of our increased investment in road improvements. With the recent increases in state transportation aids in the 2019-2021 state biennial budget, communities throughout Wisconsin have seen a much welcomed increase in this area.

- Payment for municipal services is projected to increase by approximately $2,800 or 0.27%. This program, which is intended to reimburse cities for police and fire services that are provided to state owned properties, is now reimbursing at less than 38 cents on the dollar. As funding for this program is stagnant, and other municipalities try to access this program, our share of revenue will decrease. This is another example of state not assuming their responsibilities for local government services.

- Aid for computer credit is estimated to remain at $633,500, an increase of $127,500 over the 2019 estimate.

- Expenditure Restraint Program (ERP) revenue is projected to decrease by 0.01%. Funding for ERP remains frozen, and as more municipalities get back into this program, funds are being divided between a larger number of communities. I am pleased to report that staff has prepared a budget that maintains our eligibility for ERP by staying below a 3.2% increase.

- Engineering division reimbursements are estimated to be just over $1.7 million, an increase of $40,000 over the 2019 budget. Because of the complexity and uncertainty with many of our major capital projects, staff conducts most major CIP inspections with in-house personnel to give us the flexibility to respond to changes that may occur over the course of a project. This has proven to be successful given the changes in scope that often occur as result of the environmental review by regulatory agencies. These reimbursements vary from year to year, so they are not a long-term revenue source that we can rely on.

- Fee increases are proposed for the Storm Water and Sanitary Sewer Utilities, as well as the Water Utility, which is subject to final review and approval by the Public Service Commission. These increases are primarily driven by debt service for capital projects associated with these utilities.

Fund Balance/General Fund

In July 2011, the Long Range Finance Committee (LRFC) recommended that the Council adopt a formal Fund Balance Policy. This policy recommended that the city establish an unassigned fund balance of 16% of budgeted General Fund revenues, which is equivalent to two months of revenues. Cities with the highest bond rating generally meet or exceed this threshold.

As shown on Page 9, the unassigned fund balance on December 31, 2018, was $11,817,119. This amount represents a fund balance of 24.86% of General Fund revenues, so we are well in compliance with our policy. This summary also projects an improved fund balance of approximately $13.4 million at the end of 2019. As a result,

our fund balance is approximately $5.8 million over our target fund balance. Finance Director Van Gompel is working with the Long-Range Finance Committee on increasing this fund balance threshold to 25%. While it is inappropriate to exhaust this surplus, we will be working with Council during 2020 to consider using some capital reserve funds for one-time investments to address some much needed building improvement projects. The limited use of reserves in a prudent fashion for investments in our public buildings will still enable us to have sufficient reserves to withstand the negative impact of events such as natural disasters and economic downturns, while planning for future capital investments.

Closing Remarks

I wish to thank the many people associated with putting together a document of this nature, including departments and their staffs for working through a new budget software package that presented challenges as we changed over from the status quo. Their patience and dedication are much appreciated. I would also like to acknowledge the work of Finance Director Russ Van Gompel, along with the entire Finance staff for their commitment to the guiding principles of our strategic plan. I appreciate their efforts to submit a fiscally responsible budget that Council has adopted.

Respectfully submitted,



Mark A. Rohloff
City Manager

City of Oshkosh
Fund Structure

Governmental Funds				Proprietary Funds	Other Funds
General Fund	**Special Revenue Funds**	**Debt Service Fund**	**Capital Project Funds**	**Enterprise Funds**	
	Senior Center Revolving Fund		Equipment Fund	Grand Opera House	Health Insurance Fund
	CDBG Revolving Loan Fund		Street Tree Memorial Fund	Convention Center	Safety & Workers Comp Fund
	Bicycle Fund		TIF #8	Convention Center - Parking Ramp Fund	Police / Fire Pension Fund
	BID District		TIF #10	Parking Utility	Trust Fund
	Recycling Fund		TIF #11	Transit Utility	Redevelopment Authority Fund
	Garbage Collection & Disposal Fund		TIF #12	Industrial Park Land Enterprise Fund	
	Police Special Fund		TIF #13	Water Utility Fund	
	Fire/Safety Fund		TIF #14	Sewer Utility Fund	
	State Asset Forfeiture Fund		TIF #15	Storm Water Utility Fund	
	Federal Asset Forfeiture Fund		TIF #16	Weights & Measures Fund	
	Street Lighting Fund		TIF #17	Inspection Services Fund	
	Special Events -Council Fund		TIF #18		
	Museum Membership Fund		TIF #19		
	Museum Exhibition Fund		TIF #20		
	Senior Services		TIF #21		
	EMS Fire Grant Fund		TIF #23		
	Library		TIF #24		
	Museum Operations Fund		TIF #25		
	Museum Collections Fund		TIF #26		
	Historical Marker Fund		TIF #27		
	Riverside Cemetery Fund		TIF #28		
	Community Development Special Fund		TIF #29		
	Park Revenue Facilities Fund		TIF #30		
	Leach Amphitheater Fund		TIF #31		
	Lead Service Line Replacement Fund		TIF #32		
	Pollock Water Park Fund		TIF #33		
	Rental Inspections Fund		TIF #34		
	Healthy Neighborhood Initiatives Fund		TIF #35		
	Community Development Block Grant		TIF #36		
	Local Economic Development Revolving Loan Fund		TIF #37		

BUDGETARY BASIS

Budgetary Basis refers to the point in time at which revenues and expenditures are recognized in the accounts and reported in the financial statements.

Modified Accrual is the method under which revenues and other financial resource increments are recognized when they become susceptible to accrual; that is, when they become both "measurable" and "available to finance expenditures of the current period." "Available" means collectible in the current period or soon enough thereafter to be used to pay the liabilities of the current period.

The **Governmental Funds (General, Special Revenue, Debt Service, and Capital Improvement) and Fiduciary Funds** are budgeted and accounted for using the modified accrual basis of accounting.

Property taxes are recorded in the year levied as receivable and deferred revenues. They are recognized as revenues in the succeeding year when services financed by the levy are being provided. Property taxes are levied and billed in December; payment in full or the first installment payment due date is January 31; the second installment payment due date is July 31.

Intergovernmental aids and grants are recognized as revenues in the period the related expenditures are incurred, if applicable, or when the city is entitled to the aids.

Special assessments are recorded as revenues when collected. Annual installments due in future years are reflected as receivables and deferred revenues.

Other general revenues such as fines and forfeitures, inspection fees, recreation fees, and miscellaneous revenues are recognized when received in cash or when measurable and available under the criteria described above.

Accrual Basis indicates revenues are recorded when they are earned (whether or not cash is received at the time) and expenditures are recorded when goods and services are received (whether cash disbursements are made at the time or not).

Financing reporting for the **Proprietary Funds** is on the accrual basis of accounting. Depreciation is budgeted as a separate capital and debt activity and is identified as part of the balance sheet for presentation.

FUND DESCRIPTIONS

Governmental accounting systems should be organized and operated on a fund basis. Individual resources are allocated to, and accounted for, in separate accounting entities, identified as funds, based upon the purposes for which they are to be spent and the means by which spending activities are legally controlled.

Governmental units should establish and maintain those funds required by law and sound financial administration. Only the minimum number of funds consistent with legal and operating requirements should be established because unnecessary funds result in inflexibility, undue complexity, and inefficient financial administrations.

Individual funds are classified into three broad categories: Governmental, Proprietary, and Fiduciary. All funds are appropriated.

Governmental Fund Types

Governmental Fund Types are subdivided into four sections: General Fund, Special Revenue Funds, Debt Service Funds, and Capital Improvement Funds.

- General Fund: The general operating fund used to account for most of the day to day activities of the city.
- Special Revenue Funds: Account for the proceeds of specific revenue sources that are legally restricted to expenditures for specified purposes.
- Debt Service Funds: Account for the accumulation of resources for the payment of general long-term debt principal, interest, and related costs.
- Capital Improvement Funds: Account for the financing and expenses associated with major equipment purchases, land purchases, or infrastructure projects.

Fund 0100 – General Fund (Major Fund)

The General Fund of a governmental unit serves as the primary reporting vehicle for current governmental operations. The General Fund, by definition, accounts for all current financial resources not required by law or administrative action to be accounted for in another fund. The major sources of revenue for the General Fund include: property taxes and intergovernmental revenue. The major departments funded are: City Council, City Manager, City Attorney, Administrative Services, City Clerk, Elections, Finance, Police, Fire, Public Works, Parks, Community Development, Transportation, and the Unclassified Fund. This fund is considered a major fund.

Special Revenue Funds

Fund 0201 – Senior Center Revolving Fund (non-Major Fund)

The Senior Center Revolving Fund is used to account for services provided to senior citizens funded through direct and indirect charges, sponsorships, and donations.

Fund 0202 – CDBG Revolving Loan Fund (non-Major Fund)

The CDBG Revolving Loan Fund is used to account for deferred payment loans made to low and moderate homebuyers with housing improvement cost and down payments assistance to qualified homebuyers.

Fund 0207 – Bicycle Fund (non-Major Fund)

The Bicycle Fund is a Special Revenue Fund used to account for bicycle licenses and to support the goals and objectives of the Bicycle and Pedestrian Circulation Plan.

Fund 0209 – BID District Fund (non-Major Fund)

The BID District Fund is used to account for the activities of the Downtown Oshkosh Business Improvement District (BID). The BID, created in 1987, has maintained available free parking in the downtown and proactively support revitalization efforts through a special charge levied against business in the district.

Fund 0211 – Recycling Fund (non-Major Fund)

The Recycling Fund is used to account for recycling activities which were created to reduce the amount of solid waste going to the landfill. The Recycling program is primarily funded by fees and state aid payment.

Fund 0212 – Garbage Collection & Disposal Fund (non-Major Fund)

The Garbage Collection & Disposal Fund is used to account for regular or special collections of solid waste and to maintain city property previously used for landfill purposes. It is funded by property tax revenue and other fees.

Fund 0215 – Police Special Fund (non-Major Fund)

The Police Special Fund is used to account for proceeds from Federal and State Grants to be utilized for specific needs as well as from donation or gifts for Police needs.

Fund 0217 – Fire/Safety Fund (non-Major Fund)

The Fire/Safety Fund is used to account for operations of the hazardous materials regional and county response team and special fire prevention programs. Funding is received from contracts with the state and county as well as donations for fire prevention activities.

Fund 0221 – Police Asset Forfeiture Fund - State (non-Major Fund)

The Police Asset Forfeiture Fund - State is used to account for proceeds from state court ordered asset forfeitures which can only be used for permissible law enforcement purposes.

Fund 0222 – Police Asset Forfeiture Fund - Federal (non-Major Fund)

The Police Asset Forfeiture Fund - Federal is used to account for proceeds from the US Department of Justice Equitable Sharing Program which can only be used for permissible law enforcement programs.

Fund 0223 – Street Lighting Fund (non-Major Fund)

The Street Lighting Fund is used to account for a comprehensive street lighting network in public right-of-way, parking lots, parks, and other city owned facilities. Funding is provided by general property tax revenue.

Fund 0224 – Special Events - Council Fund (non-Major Fund)

The Special Events - Council Fund is used to account for Special Events directed for participation by the City Council. Funding is obtained from donations.

Fund 0227 – Museum Membership Fund (non-Major Fund)

The – Museum Membership Fund is used to account for memberships at the Oshkosh Public Museum and is used to augment the Museum's annual budget.

Fund 0228 – Museum Exhibition Fund (non-Major Fund)

The Museum Exhibition Fund is used to support the development and rental of exhibitions at the Oshkosh Public Museum. Funding is obtained through donations, grants, sponsorship dollars, bequests and other income designated by the Museum Board.

Fund 0231 – Senior Services Fund (non-Major Fund)

The Senior Services Fund is used to account for operations of the Senior Center which enrich the quality of live for adults fifty and over. Funding is obtained through general property tax revenue, county aid, building rent and other gifts and donations.

Fund 0235 – EMS Fire Grant Fund (non-Major Fund)

The EMS Fire Grant Fund is used to account for grants from the Federal Assistance Program which will support and improve emergency medical services.

Fund 0239 – Library Fund (non-Major Fund)

The Library Fund is used to account for current operations and capital costs associated with the City of Oshkosh Library. Funding consists of general property tax revenue, county shared revenue, contractual revenue, donations, and charges. The Library mission is to provide free access to information, preserve local history, and create a vibrant community gathering space.

Fund 0241 – Museum Fund (non-Major Fund)

The Museum Fund is used to account for the operations of the Oshkosh Public Museum. The Oshkosh Public Museum will be a center for the preservation of our culture dedicated to bringing history and heritage through quality, creative, unrestricted educational experiences. Funding consists of general property tax revenue, admissions, and transfers form other museum funds.

Fund 0242 – Museum Collections Fund (non-Major Fund)

The Museum Collections Fund is used to account for the acquisition of materials for the Museum's Collections, as well as provide for the conservation and restoration of existing collections. Funds are obtained through gifts and donations.

Fund 0243 – Historical Marker Fund (non-Major Fund)

The Historical Marker Fund is used to account for the installation of historical markers and plaques within the community through individual donations and private purchase,

Fund 0247 – Riverside Cemetery Fund (non-Major Fund)

The Riverside Cemetery Fund is used to account for the operations of Riverside Cemetery. Funding is obtained from general property tax revenue, sale of lots, gifts and donations, and other sources.

Fund 0249 – Community Development Special Fund (non-Major Fund)

The Community Development Special Fund used to account for state and federal grants associated with development projects or redevelopment projects.

Fund 0255 – Park Revenue Facilities Fund (non-Major Fund)

The Park Revenue Facilities Fund is used to account for facilities that are not dependent on property tax revenue. These facilities include boat launches, Menominee Park Zoo and Amusement Rides and Concessions, Millers Bay, Reetz Concessions, Zoo Special Events Lakefly Café and Lakeshore Park.

Fund 0256 – Leach Amphitheater Fund (non-Major Fund)

The Leach Amphitheater Fund is used to account for the amphitheater operations which are funded through general property tax revenue, rentals, concessions, sponsorships, gifts and donations, and other miscellaneous revenue.

Fund 0257 – Lead Service Line Replacement Fund (non-Major Fund)

The Lead Service Line Replacement Fund is used to account for assistance provided to property owners in replacing private lead water services. Funding is received from state aid program.

Fund 0259 – Pollock Water Park Fund (non-Major Fund)

The Pollock Water Park Fund is used to account for the operations of Pollock Pool. Funding is obtained from general property tax revenue, admissions, concessions, sponsorships, gift, donations, and other miscellaneous revenue.

Fund 0271 – Rental Inspections Fund (non-Major Fund)

The Rental Inspections Fund is used to account for the rental inspection program which secures the public's health, safety, and welfare through the enforcement of state and city codes. Funding is received through general property tax revenue.

Fund 0302 – Healthy Neighborhood Initiatives Fund (non-Major Fund)

The Healthy Neighborhood Initiatives Fund is used to account for funds which are used to strengthen neighborhoods throughout the community. Funds are received from loan repayments and the closure of TIF Districts. Funds are expended through adopted neighborhood plans or to support healthy neighborhoods.

Fund 0303 – Community Development Block Grant Fund (non-Major Fund)

The Community Development Block Grant Fund is used to account for Federal; grant program which is used to help low and moderate income residents by improving housing conditions, neighborhoods, providing social services and eliminating blight.

Fund 0304 – Local Economic Development Revolving Loan Fund (non-Major Fund)

The Local Economic Development Revolving Loan Fund is used to account for loans for economic development. Funding is obtained as transfers from closing TIF Districts.

Capital Project Funds

Fund 0323 – Equipment Fund (non-major Fund)

The Equipment Fund is used to account for general property taxes levied for some equipment purchases that are funded by levy and not dependent on the issuance of debt.

Fund 0333 – Street Tree Memorial Fund (non-Major Fund)

The Street Tree Memorial Fund is used to account for a program that offers citizens the opportunity to purchase tree memorials to be placed within City parks. Funding is obtained through grants, gifts, and donations.

Debt Service Fund

Fund 0401 – Debt Service Fund (Major Fund)

The Debt Service Fund is used to account for the accumulation of resources for the payment of general long term debt principal, interest, and related costs. This fund is considered a major fund.

Capital Funds (continued)

Fund 0502 – TIF 25 City Center Hotel Rehabilitation Capital Project Fund (non-Major Fund)

The TIF 25 City Center Hotel Rehabilitation Capital Project Fund is used to account for the costs associated with the project plan for development.

Fund 0504 – TIF 26 Aviation Business Park Capital Project Fund (non-Major Fund)

The TIF 26 Aviation Business Park Capital Project Fund is used to account for the costs associated with the project plan for development.

Fund 0508 – TIF 27 North Main Street Industrial Park Capital Project Fund (non-Major Fund)

The TIF 27 North Main Street Industrial Park Capital Project Fund is a used to account for the costs associated with the project plan for development.

Fund 0510 – TIF 28 Beach Building Redevelopment Capital Project Fund (non-Major Fund)

The TIF 28 Beach Building Redevelopment Capital Project Fund is used to account for the costs associated with the project plan for development.

Fund 0512 – TIF 29 Morgan District Capital Project Fund (non-Major Fund)

The TIF 29 Morgan District Capital Project Fund is used to account for the costs associated with the project plan for development.

Fund 0514 – TIF 30 Washington Building Capital Project Fund (non-Major Fund)

The TIF 30 Washington Building Capital Project Fund is used to account for the costs associated with the project plan for development.

Fund 0516 – TIF 31 Buckstaff Redevelopment Capital Project Fund (non-Major Fund)

The TIF 31 Buckstaff Redevelopment Capital Project Fund is used to account for the costs associated with the project plan for development.

Fund 0518 – TIF 32 Granary Redevelopment Capital Project Fund (non-Major Fund)

The TIF 32 Granary Redevelopment Capital Project Fund is used to account for the costs associated with the project plan for development.

Fund 0519 – TIF 33 Lamico Redevelopment Capital Project Fund (non-Major Fund)

The TIF 33 Lamico Redevelopment Capital Project Fund is used to account for the costs associated with the project plan for development.

Fund 0520 – TIF 24 Oshkosh Corp Capital Project Fund (non-Major Fund)

The TIF 24 Oshkosh Corp Capital Project Fund is used to account for the costs associated with the project plan for development.

Fund 0522 – TIF 14 Mercy Medical Center Capital Project Fund (non-Major Fund)

The TIF 14 Mercy Medical Center Capital Project Fund is used to account for the costs associated with the project plan for development.

Fund 0524 – TIF 15 Park Plaza/Commerce Street Capital Project Fund (non-Major Fund)

The TIF 15 Park Plaza/Commerce Street Capital Project Fund is used to account for the costs associated with the project plan for development.

Fund 0526 – TIF 16 100 Block Redevelopment Capital Project Fund (non-Major Fund)

The TIF 16 100 Block Redevelopment Capital Project Fund is used to account for the costs associated with the project plan for development.

Fund 0528 – TIF 19 NW Industrial Park Expansion Capital Project Fund (non-Major Fund)

The TIF 19 NW Industrial Park Expansion Capital Project Fund is used to account for the costs associated with the project plan for development.

Fund 0530 – TIF 17 City Center Redevelopment Capital Project Fund (non-Major Fund)

The TIF 17 City Center Redevelopment Capital Project Fund is used to account for the costs associated with the project plan for development.

Fund 0532 – TIF 18 SW Industrial Park Expansion Capital Project Fund (non-Major Fund)

The TIF 18 SW Industrial Park Expansion Capital Project Fund is used to account for the costs associated with the project plan for development.

Fund 0533 – TIF 10 Main & Washington Capital Project Fund (non-Major Fund)

The TIF 10 Main & Washington Capital Project Fund is used to account for the costs associated with the project plan for development.

Fund 0534 – TIF 20 South Shore Redevelopment Capital Project Fund (non-Major Fund)

The TIF 20 South Shore Redevelopment Capital Project Fund is to account for the costs associated with the project plan for development.

Fund 0535 – TIF 11 Court & Wagoo Capital Project Fund (non-Major Fund)

The TIF 11 Court & Wagoo Capital Project Fund is used to account for the costs associated with the project plan for development.

Fund 0536 – TIF 21 Fox River Corridor Capital Project Fund (non-Major Fund)

The TIF 21 Fox River Corridor Capital Project Fund is used to account for the costs associated with the project plan for development.

Fund 0537 – TIF 12 Division Street Redevelopment Capital Project Fund (non-Major Fund)

The TIF 12 Division Street Redevelopment Capital Project Fund is used to account for the costs associated with the project plan for development.

Fund 0539 – TIF 13 Marion Road/Pearl Avenue Capital Project Fund (non-Major Fund)

The TIF 13 Marion Road/Pearl Avenue Capital Project Fund is used to account for the costs associated with the project plan for development.

Fund 0540 – TIF 23 SW Industrial Park Expansion Capital Project Fund (non-Major Fund)

The TIF 23 SW Industrial Park Expansion Capital Project Fund is used to account for the costs associated with the project plan for development.

Fund 0580 – TIF 34 Oshkosh Corporation Headquarters Capital Project Fund (non-Major Fund)

The TIF 34 Oshkosh Corporation Headquarters Capital Project Fund is used to account for the costs associated with the project plan for development.

Fund 0581 – TIF 35 Oshkosh Avenue Corridor Capital Project Fund (non-Major Fund)

The TIF 35 Oshkosh Avenue Corridor Capital Project Fund is used to account for the costs associated with the project plan for development.

Fund 0582 – TIF 36 Merge Redevelopment Capital Project Fund (non-Major Fund)

The TIF 36 Merge Redevelopment Capital Project Fund is used to account for the costs associated with the project plan for development.

Fund 0583 – TIF 37 Aviation Plaza Center Capital Project Fund (non-Major Fund)

The TIF 37 Aviation Plaza Center Capital Project Fund is used to account for the costs associated with the project plan for development.

Proprietary Fund Type

Proprietary Fund Type is subdivided into two sections: Enterprise Funds and Internal Service Funds.

- Enterprise Funds: Account for the operations that are financed and operated in a manner similar to private business, where the intent of the governing body is that the cost (expenses, including depreciation) of providing goods or services to the

general public on a continuing basis be financed or recovered primarily through user charges, or where the governing body has decided that periodic determination of revenues earned, expenses incurred, and/or net income is appropriate for capital maintenance, public policy, management control, accountability or other purposes.

- Internal Service Funds: Account for the financing of goods or services provided by one department or agency to other departments or agencies of the city or to other governments on a cost reimbursement basis.

Enterprise Funds

Fund 0501 – Grand Opera House Fund (non-Major Fund)

The Grand Opera House Fund is used to account for the coordination and oversight of the Grand Opera House building, grounds, and facility needs. Funding is obtained through room tax revenue, general property tax, and other miscellaneous revenue.

Fund 0503 – Convention Center Fund (non-Major Fund)

The Convention Center Fund is used to account for the collection and distribution of room tax revenue and the expenses of the Convention Center building and grounds.

Fund 0506 – Convention Center – Parking Ramp Fund (non-Major Fund)

The Convention Center – Parking Ramp Fund is to account for the collection of parking ramps fees and the parking ramp utility costs, repairs, equipment replacement, and maintenance.

Fund 0509 – Parking Utility Fund (non-Major Fund)

The Parking Utility Fund is used to account for revenues derived from parking meters, permits, and other revenues attributable to parking. The revenues are used to defray administrative and operational costs related to parking operations and to acquire, landscape, beautify, and construct parking lots and structures.

Fund 0511 – Transit Utility Fund (Major Fund)

The Transit Utility Fund is used to segregate revenues and expenditures of the Transit System for the purpose of determining adequate user fees giving consideration to additional funding from the Federal, State, and City government.

Fund 0515 – Industrial Park Land Enterprise Fund (non-Major Fund)

The Industrial Park Land Enterprise Fund is used to account for the acquisition of land for Industrial and Business Parks. Funding is obtained from sales from other City industrial and business sites.

Fund 0541 – Water Utility Fund (Major Fund)

The Water Utility Fund is used to account for all activities necessary to provide water services to residents of the city and outlying areas. Fund activities include administrations, billing and collection, operations, maintenance, financing, and related debt service.

Fund 0551 – Sewer Utility Fund (Major Fund)

The Sewer Utility Fund is used to account for segregated costs associated with the Wastewater System in order to establish fair and equitable sewer service rates, providing service to residential, municipal, and commercial customers and bills customers on either a monthly or quarterly basis.

Fund 0561 – Storm Utility Fund (Major Fund)

The Storm Utility Fund is used to account for the costs associated with improvements to manage storm water through flood control projects and water quality improvements as required through WI DNR.

Fund 0571-0720 – Weights and Measures Fund (non-Major Fund)

The Weights and Measures Fund is used to account for the activities associated with providing weights and measures programing which includes monitoring devices and education.

Fund 0571-0750 – Inspection Services Fund (non-Major Fund)

The Inspection Services Fund is used to account for inspection services. Funding is obtained through the issuance of permits and collection of fees along with other miscellaneous revenue.

Other Funds

Fund 0601 – Health Insurance Fund (non-Major Fund)

The Health Insurance Fund is an Internal Service Fund established to account for the risk management program established for health insurance. The fund also accounts for the City portion of costs associated with the shared health clinic and wellness center.

Fund 0603 – Workers Compensation Fund (non-Major Fund)

The Workers Compensation Fund is an Internal Service Fund established to account for worker's compensation payments made by the city since it became self-insured for worker's compensation. All departments are charged similarly to if the city was insured by an outside entity.

Fund 0605 and 0607 – Police/Fire Pension Fund (non-Major Fund)

The Police / Fire Pension Fund is an Internal Service Fund used to account pension of Police and Fire personnel who were City employees prior to the City participating in WRS. The City has one participant in the program as is funded by previous set aside funding.

Fund 0707 – Trust Fund (non-Major Fund)

The Trust Fund is a Fiduciary Fund used to account for the private-purpose trust funds which have been donated to the City for specific purposes.

Fund 0901 – Redevelopment Authority Fund (Component Unit)

The Redevelopment Authority was created in 2003 to account for the emphasis and focus on the redevelopment and revitalization of the central city, downtown, and the riverfront. The Redevelopment Authority is a separate legal authority from the City and is reported as a Component Unit in the City's Annual Financial Report.

Major Fund Definition

A Major Fund is defined as a fund that reports at least 10 percent of total governmental assets, liabilities, revenues or expenditures and at least five percent of combined city assets, liabilities, revenues or expenditures. A government agency may choose to classify a fund as a major fund if that fund has particular importance to financial users. By definition, the General Fund is always considered a major fund. The remaining major funds are Debt Service Fund, Transit Utility Fund, Wastewater Utility Fund, and Water Utility Fund.

Relationship between Budgeting and Accounting

This budget is adopted on a basis consistent with GAAP, except for certain items that are adjusted on the city's accounting system at fiscal year-end. During the year the city's accounting system reflects changes in the budget approved by the Common Council, typically an increase in estimated revenue and appropriation upon notification of grants or gifts. Department heads monitor budget to actual expenses via accounting system reports on a monthly basis.

The major differences between this adopted budget and GAAP for governmental funds are: a) certain revenues and expenditures, (e.g., compensated absences) not recognized for budgetary purposes are accrued (GAAP); b) supply inventory and self-insurance contributions are recognized as expenditures for budgetary purposes only. Proprietary Fund differences consist of the following: a) certain items, e.g., principal expenses and capital outlay, are recorded as expenditures for budgetary purposes as opposed to adjustments of the appropriate balance sheet accounts (GAAP); b) depreciation is recorded as an expense (GAAP) and not recognized for budgetary purposes.

City of Oshkosh 2019 Budget Preparation Calendar

JANUARY

S	M	T	W	T	F	S
		1	2	3	4	5
6	7	8	9	10	11	12
13	14	15	16	17	18	19
20	21	22	23	24	25	26
27	28	29	30	31		

FEBRUARY

S	M	T	W	T	F	S
					1	2
3	4	5	6	7	8	9
10	11	12	13	14	15	16
17	18	19	20	21	22	23
24	25	26	27	28		

MARCH

S	M	T	W	T	F	S
					1	2
3	4	5	6	7	8	9
10	11	12	13	14	15	16
17	18	19	20	21	22	23
24	25	26	27	28	29	30
31						

APRIL

S	M	T	W	T	F	S
	1	2	3	4	5	6
7	8	9	10	11	12	13
14	15	16	17	18	19	20
21	22	23	24	25	26	27
28	29	30				

MAY

S	M	T	W	T	F	S
			1	2	3	4
5	6	7	8	9	10	11
12	13	14	15	16	17	18
19	20	21	22	23	24	25
26	27	28	29	30	31	

JUNE

S	M	T	W	T	F	S
						1
2	3	4	5	6	7	8
9	10	11	12	13	14	15
16	17	18	19	20	21	22
23	24	25	26	27	28	29
30						

Items To Be Completed in 2019

June

17 - 28	Internal Meetings on 2019 - 2022 CIP

July

9, 16	Budget Training Sessions
	City Manager to establish preliminary budget assumptions - Estimate Personnel Costs (2019 Estimates/2020 Projections)
31	Council Workshop #1 - 2020 Budget Kick-Off
29	Budgets emailed to Departments
29 - 31	Departments working on Preliminary Budget
29 - 31	Departments to Establish Performance Measures for 2020

August

1 - 16	Depts. Work on 2020 Budgets - Email Excel files to Finance
19	Departments enter budgets in Munis
21	Council Workshop #2 - 2018 Audit Report / 2019 6-Month
	Financials / 2020 Early Projections / Direction on Priorities - from Council
21-30	Finance Compiles Preliminary Budget document

September

TBD	CIP Review with Plan Commission
9 - 20	Review of Preliminary Budgets - Internal Meetings - Department Heads/City Manager/Finance Director
13 -	Local Revenues Estimated
18 -	Council Workshop #3 - CIP
23 - 27	Budget Refinement / Revisions
30	Finance Provides Draft of Preliminary Budget to City Manager

October

1 - 10	Receive State Revenue Information/Finalize Draft
11	Preliminary Budget Delivered To Council
12	Budget Publication in the newspaper
28	Council Workshop #4 - Budget & CIP Review
29	Council Workshop #5 - Budget & CIP Review

November

1	2020 Budget/CIP Amendment(s) Draft I
6	Budget Hearing at 5 PM - Council Workshop #6 - PW CIP/Budget
8	2020 Budget/CIP Amendment(s) Draft II
12	Approval of 2020 Budget and 2020-2024 CIP

***Above dates for budget activities are tentative at this time. Any substantial variations will be identified as soon as they are known.**

JULY

S	M	T	W	T	F	S
	1	2	3	4	5	6
7	8	9	10	11	12	13
14	15	16	17	18	19	20
21	22	23	24	25	26	27
28	29	30	31			

AUGUST

S	M	T	W	T	F	S
				1	2	3
4	5	6	7	8	9	10
11	12	13	14	15	16	17
18	19	20	21	22	23	24
25	26	27	28	29	30	31

SEPTEMBER

S	M	T	W	T	F	S
1	2	3	4	5	6	7
8	9	10	11	12	13	14
15	16	17	18	19	20	21
22	23	24	25	26	27	28
29	30					

OCTOBER

S	M	T	W	T	F	S
		1	2	3	4	5
6	7	8	9	10	11	12
13	14	15	16	17	18	19
20	21	22	23	24	25	26
27	28	29	30	31		

NOVEMBER

S	M	T	W	T	F	S
					1	2
3	4	5	6	7	8	9
10	11	12	13	14	15	16
17	18	19	20	21	22	23
24	25	26	27	28	29	30

DECEMBER

S	M	T	W	T	F	S
1	2	3	4	5	6	7
8	9	10	11	12	13	14
15	16	17	18	19	20	21
22	23	24	25	26	27	28
29	30	31				

City of Oshkosh
Tax Levy
2020 Budget

Taxing Fund	Actual 2017	Actual 2018	Adopted Budget 2019	Adopted Budget 2020	Change from 2019 Budget	Chg %
General Fund	$ 17,512,190	$ 18,375,900	$ 19,216,400	$ 19,945,900	$ 729,500	3.80%
Special Revenue Funds						
Garbage Collection & Disposal	1,329,100	1,324,700	1,331,200	1,350,300	19,100	1.43%
Street Lighting	1,010,900	1,052,000	1,052,000	1,075,000	23,000	2.19%
Museum	892,100	907,500	977,700	970,000	(7,700)	-0.79%
Senior Services	299,400	312,100	320,400	327,400	7,000	2.18%
Library	2,624,000	2,627,000	2,696,100	2,772,700	76,600	2.84%
Cemetery	290,400	302,700	304,000	300,000	(4,000)	-1.32%
Leach Amphitheater	14,000	14,000	14,000	14,000	-	0.00%
Pollock Water Park	64,000	64,000	64,000	64,000	-	0.00%
Rental Inspections	-	-	25,000	25,000	-	0.00%
Capital Improvement Funds						
Equipment Fund	1,000,000	956,900	1,000,000	1,011,000	11,000	1.10%
Debt Service Fund	10,471,700	11,166,600	11,617,200	12,070,600	453,400	3.90%
Enterprise Funds						
Grand Opera House	22,700	600	2,000	2,000	-	0.00%
GO Transit	739,500	739,500	781,600	809,500	27,900	3.57%
Agency Funds	18,400	18,200	-	-	-	-
Total City Tax Levy	$ 36,288,390	$ 37,861,700	$ 39,401,600	$ 40,737,400	$ 1,335,800	3.39%
Change from previous year	2,006,865	1,573,310	1,539,900	1,335,800		
% Change from previous year	5.85%	4.34%	4.07%	3.39%		

	Actual 2017	Actual 2018	Adopted Budget 2019	Adopted Budget 2020	Change from 2019 Budget	Chg %
Assessed Valuation (TID out)	$ 3,512,086,400	$ 3,585,023,690	$ 3,723,405,322	$ 3,736,456,215	$ 13,050,893	0.35%
Assessed Tax Rate	10.3324	10.5611	10.5821	10.9027	0.3205	3.03%
Equalized Valuation (TID out)	3,654,458,400	3,930,405,857	3,925,972,300	4,034,863,400	108,891,100	2.77%
Equalized Tax Rate	9.9299	9.6330	10.0361	10.0964	0.0602	0.60%
Fair Market Ratio	96.10%	91.21%	94.84%	92.60%		

Lottery Credit	$ 127.54	$ 114.14	$ 151.94	$ 151.94	-	0.00%
Average Residence	150,000	150,000	150,000	150,000		
Average tax bill	1,549.86	1,584.16	1,587.32	1,635.40	48.08	3.03%
Change from previous year	64.71	34.30	37.46	48.08		

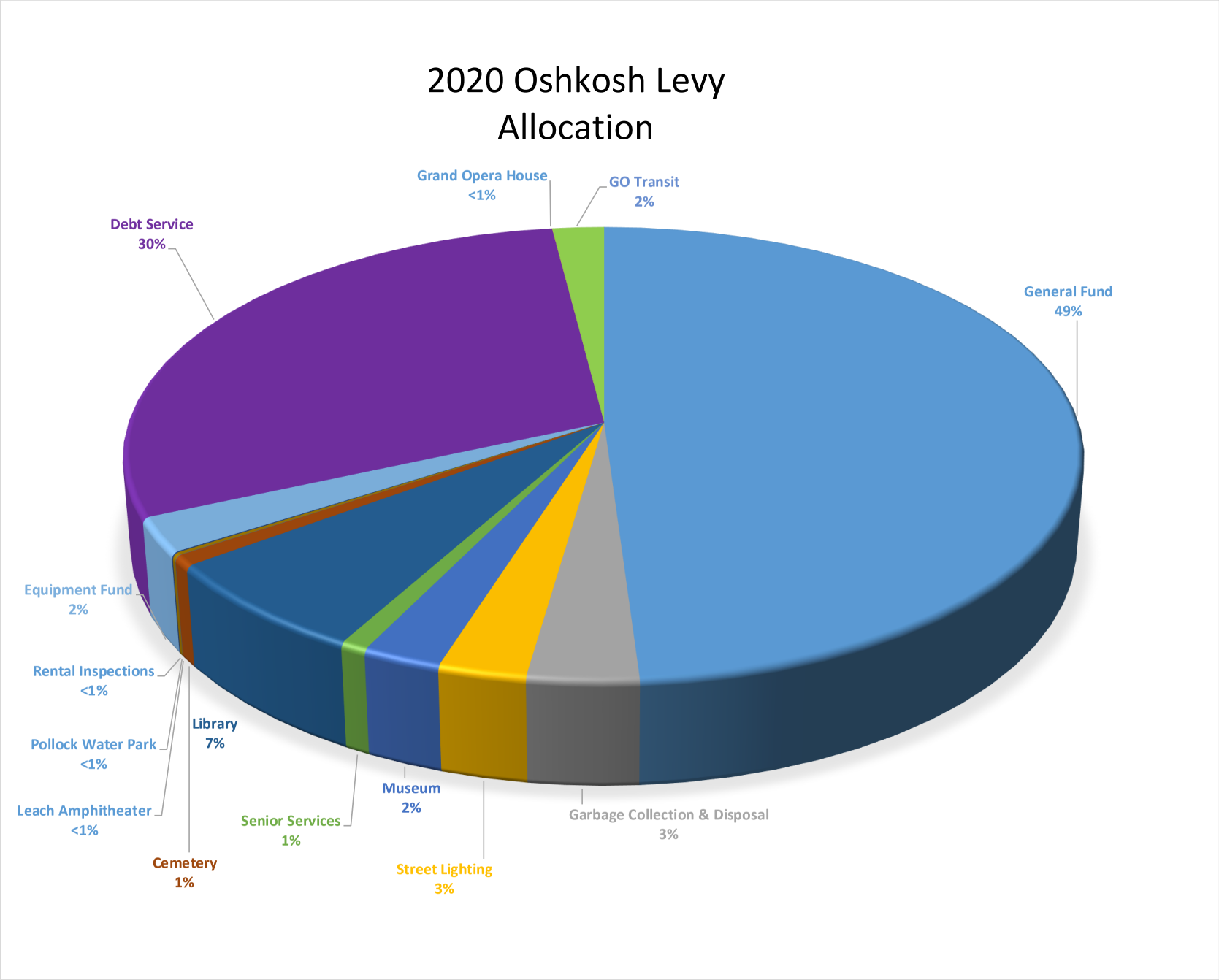
2020 Oshkosh Levy Allocation
Grand Opera House <1%
GO Transit 2%
Debt Service 30%
General Fund 49%
Equipment Fund 2%
Rental Inspections <1%
Library 7%
Pollock Water Park <1%
Leach Amphitheater <1%
Museum 2%
Senior Services 1%
Cemetery 1%
Street Lighting 3%
Garbage Collection & Disposal 3%

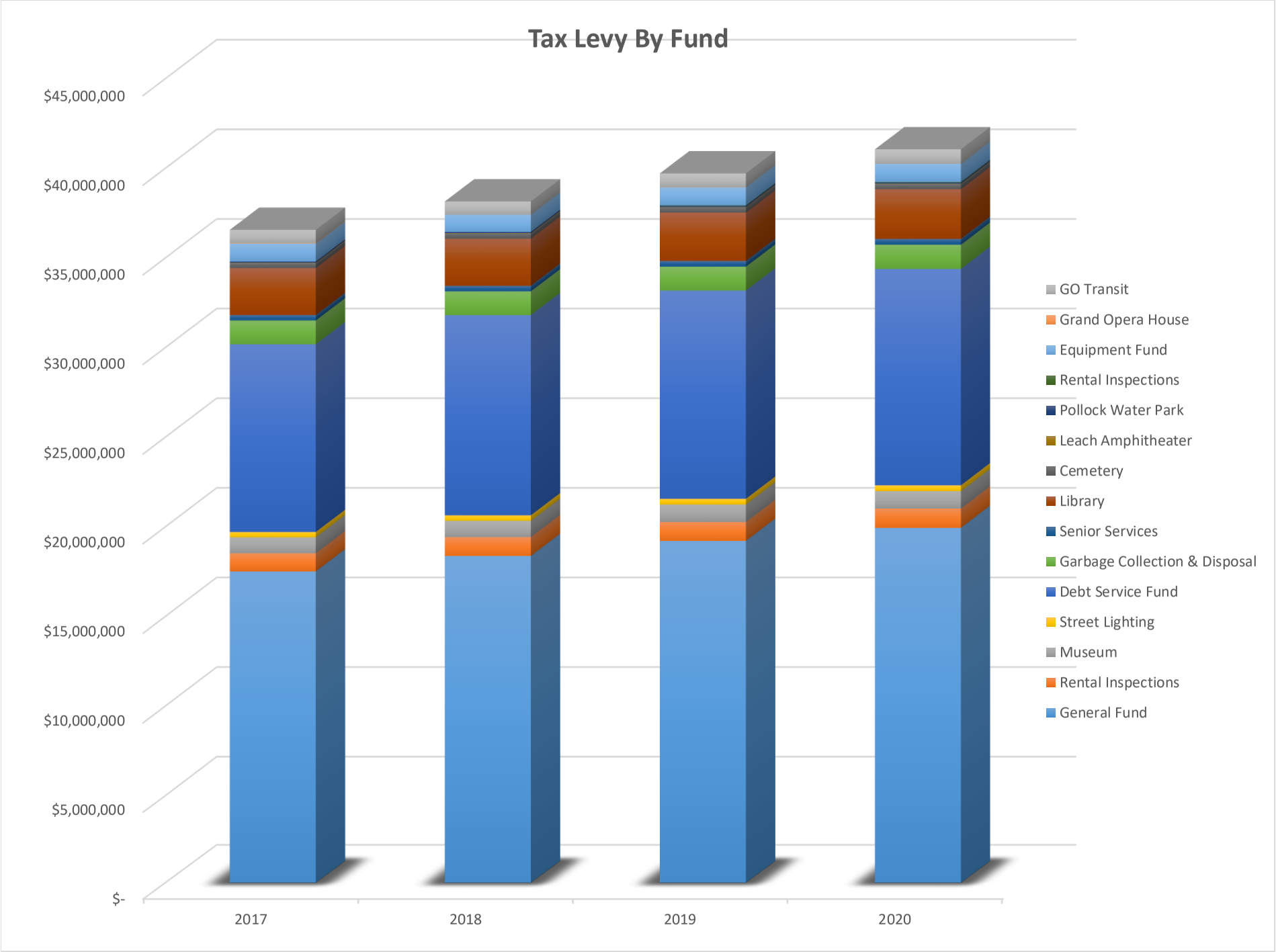
Tax Levy By Fund
$45,000,000
$40,000,000
$35,000,000
$30,000,000
$25,000,000
$20,000,000
$15,000,000
$10,000,000
$5,000,000
$-
2017
2018
2019
2020
GO Transit
Grand Opera House
Equipment Fund
Rental Inspections
Pollock Water Park
Leach Amphitheater
Cemetery
Library
Senior Services
Garbage Collection & Disposal
Debt Service Fund
Street Lighting
Museum
Rental Inspections
General Fund

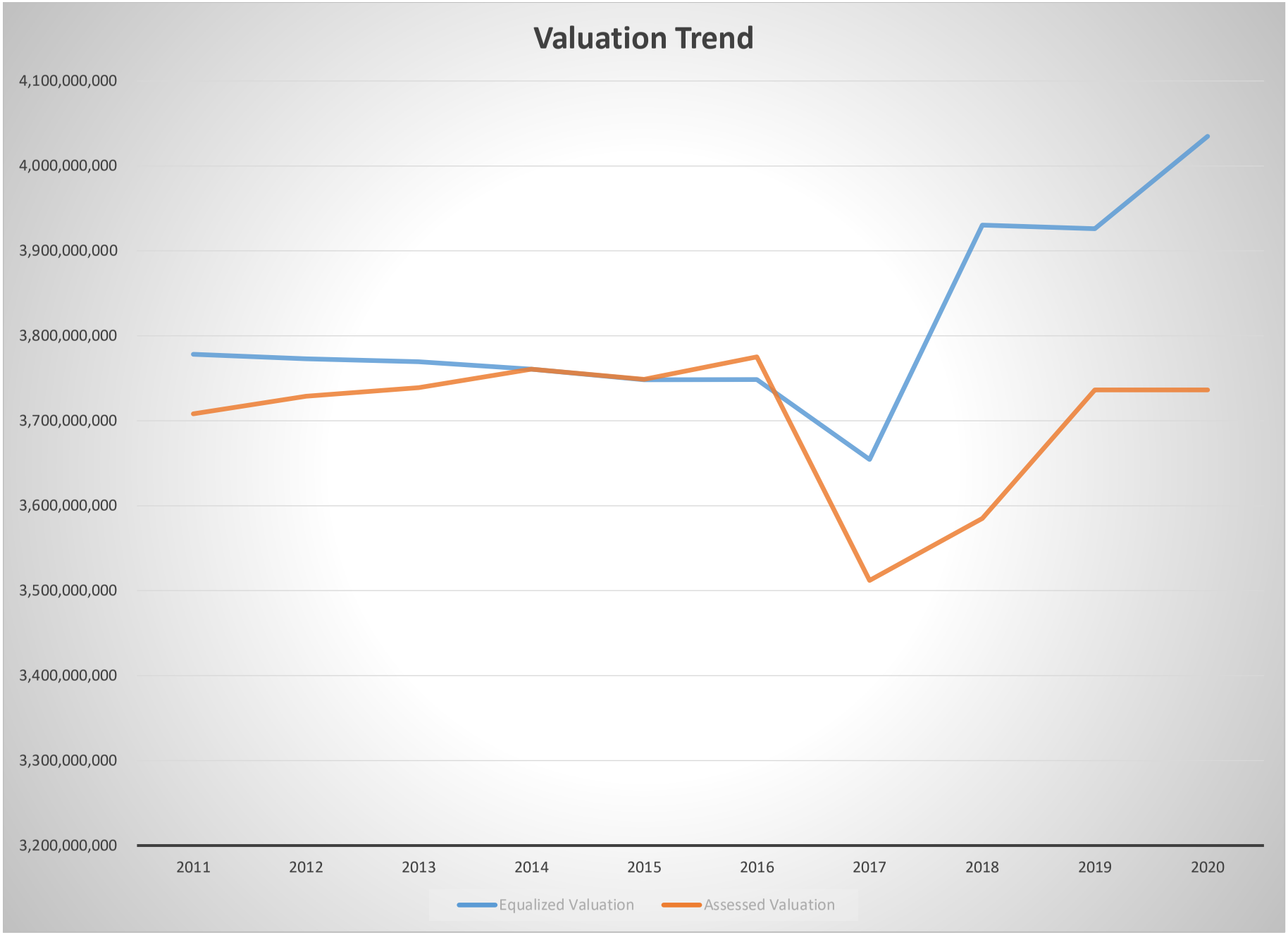
Valuation Trend
4,100,000,000
4,000,000,000
3,900,000,000
3,800,000,000
3,700,000,000
3,600,000,000
3,500,000,000
3,400,000,000
3,300,000,000
3,200,000,000
2011
2012
2013
2014
2015
2016
2017
2018
2019
2020
Equalized Valuation
Assessed Valuation

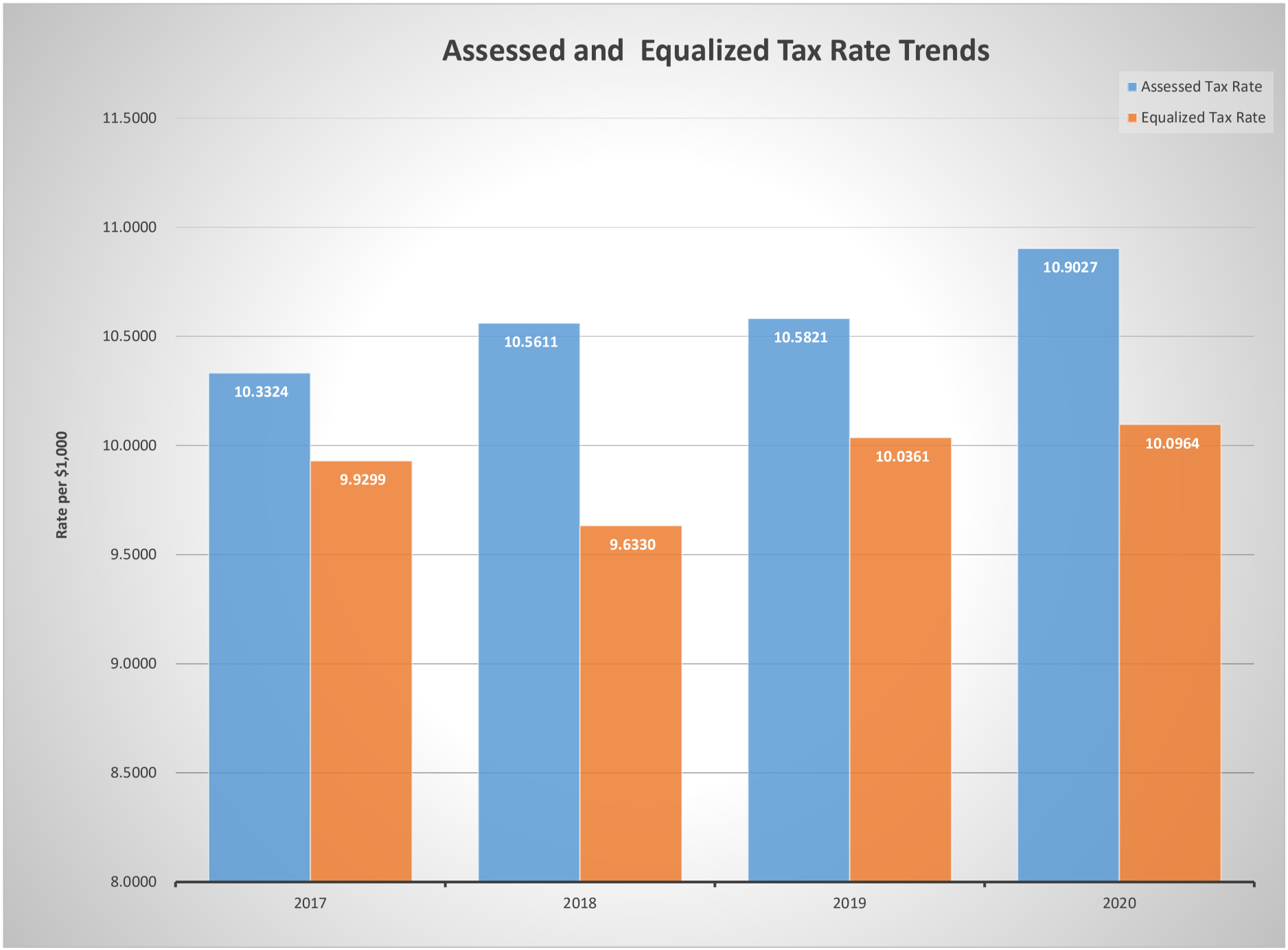
Assessed and Equalized Tax Rate Trends
Assessed Tax Rate
Equalized Tax Rate
Rate per $1,000
11.5000
11.0000
10.5000
10.0000
9.5000
9.0000
8.5000
8.0000
10.3324
9.9299
10.5611
9.6330
10.5821
10.0361
10.9027
10.0964
2017
2018
2019
2020

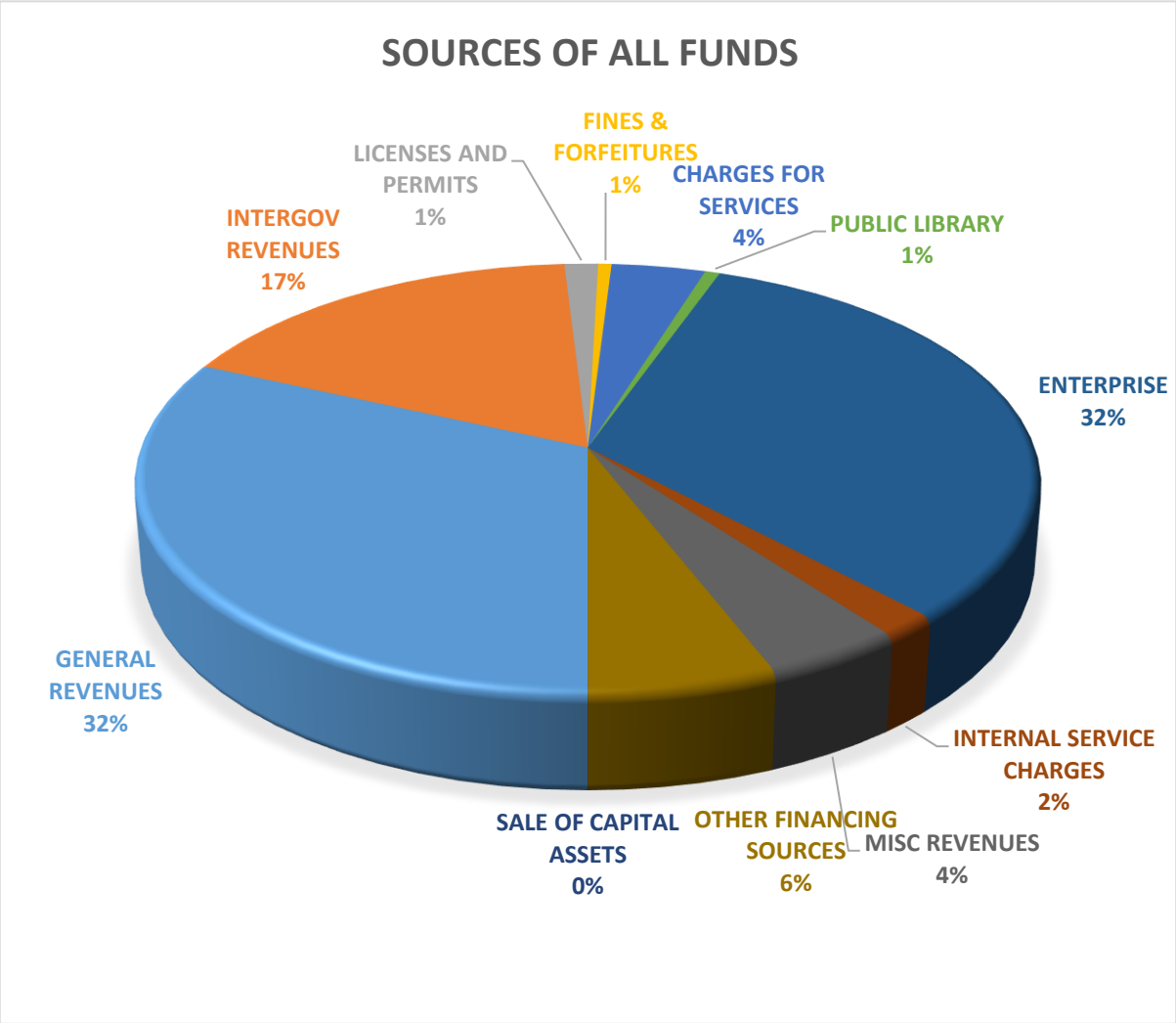

ALL FUNDS	
GENERAL REVENUES	46,690,450
INTERGOV REVENUES	25,499,100
LICENSES AND PERMITS	2,039,300
FINES & FORFEITURES	811,000
CHARGES FOR SERVICES	5,704,050
PUBLIC LIBRARY	896,700
ENTERPRISE	47,763,900
INTERNAL SERVICE CHARGES	2,553,000
MISC REVENUES	6,446,100
OTHER FINANCING SOURCES	8,787,400
SALE OF CAPITAL ASSETS	6,500
	$ 147,197,500

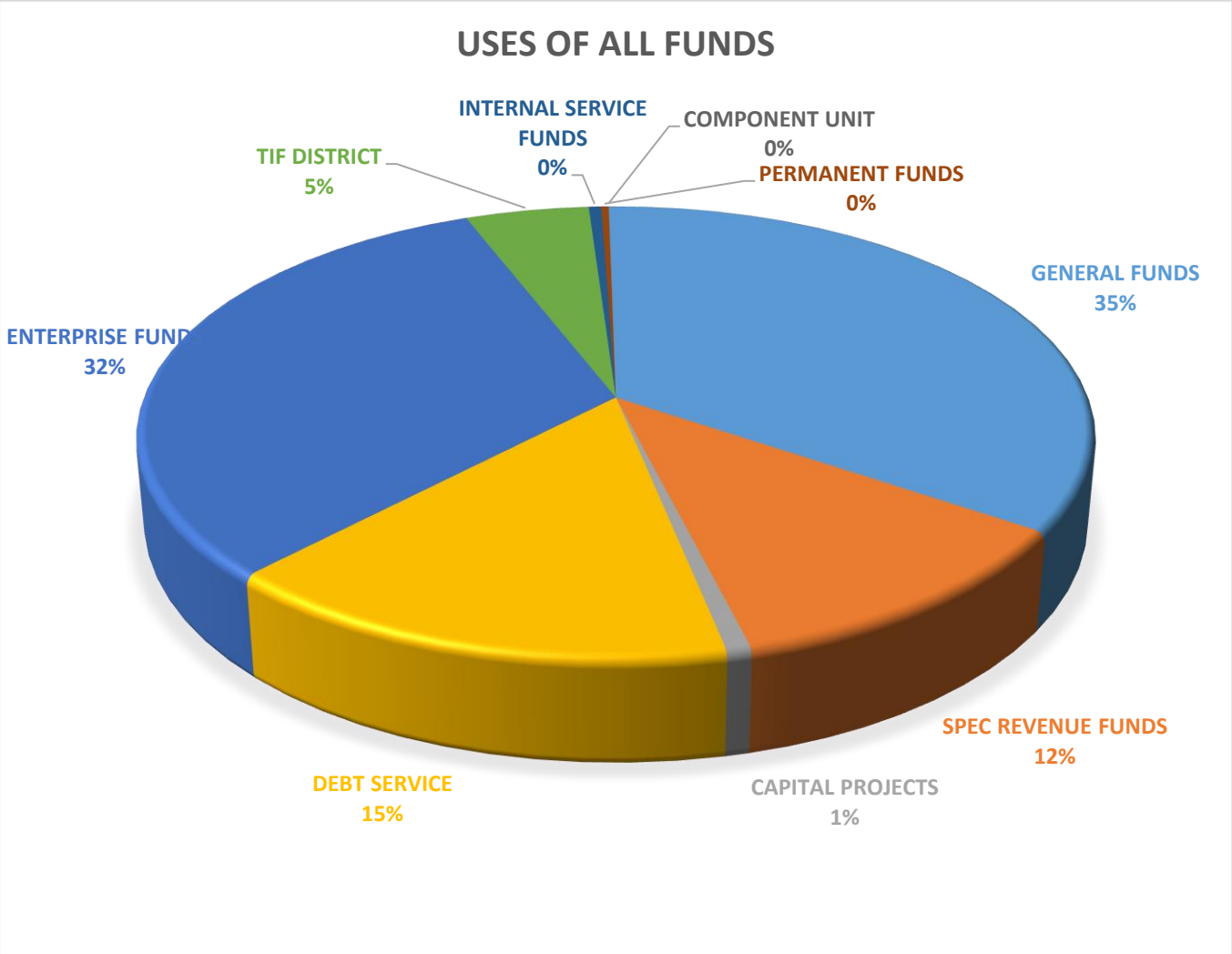

ALL FUNDS	
GENERAL FUNDS	47,563,400
SPEC REVENUE FUNDS	15,903,600
CAPITAL PROJECTS	999,900
DEBT SERVICE	21,182,900
ENTERPRISE FUNDS	43,611,900
TIF DISTRICT	6,665,600
INTERNAL SERVICE FUNDS	677,400
PERMANENT FUNDS	385,300
COMPONENT UNIT	11,500
	$ 137,001,500

ANALYSIS OF GENERAL FUND BALANCES
December, 2019

12/31/2008	Unassigned Fund Balance		*$6,965,275*
12/31/2009	Unassigned Fund Balance		$7,090,642
12/31/2010	Unassigned Fund Balance		$8,090,093
12/31/2011	Unassigned Fund Balance		$8,520,110
12/31/2012	Unassigned Fund Balance		$8,820,436
12/31/2013	Unassigned Fund Balance		$8,262,154
12/31/2014	Unassigned Fund Balance		$8,718,504
12/31/2015	Unassigned Fund Balance		$8,540,125
12/31/2016	Unassigned Fund Balance		$8,427,707
12/31/2017	Total Fund Balace	$10,376,615	
	2017 Fund Balance Reservations	*($86,870)*	
	Inventory - Unspendable (New Requirement per GASB 54)	*($59,300)*	
	Unassigned Fund Balance		$10,230,445
12/31/2018	Total Fund Balace	$12,062,175	
	2018 Fund Balance Reservations	*($83,851)*	
	Inventory - Unspendable (New Requirement per GASB 54)	*($161,205)*	
	Unassigned Fund Balance		$11,817,119

Current Year Budget

January 1, 2019	Unassigned Fund Balance		$11,817,119
Total Estimated General Fund Budgeted Revenues over/(under) for 2019		$532,720	
Total Estimated General Fund Budgeted Expenditures (over)/under for 2019		($1,070,400)	
Estimated Fund Balance December 31, 2019			$13,420,239

Fund Balance Policy			
Budgeted 2020 General Fund Revenues		$	47,519,150
Min Fund Balance	16%		
Minimuim Fund Balance Amount		$	7,603,064

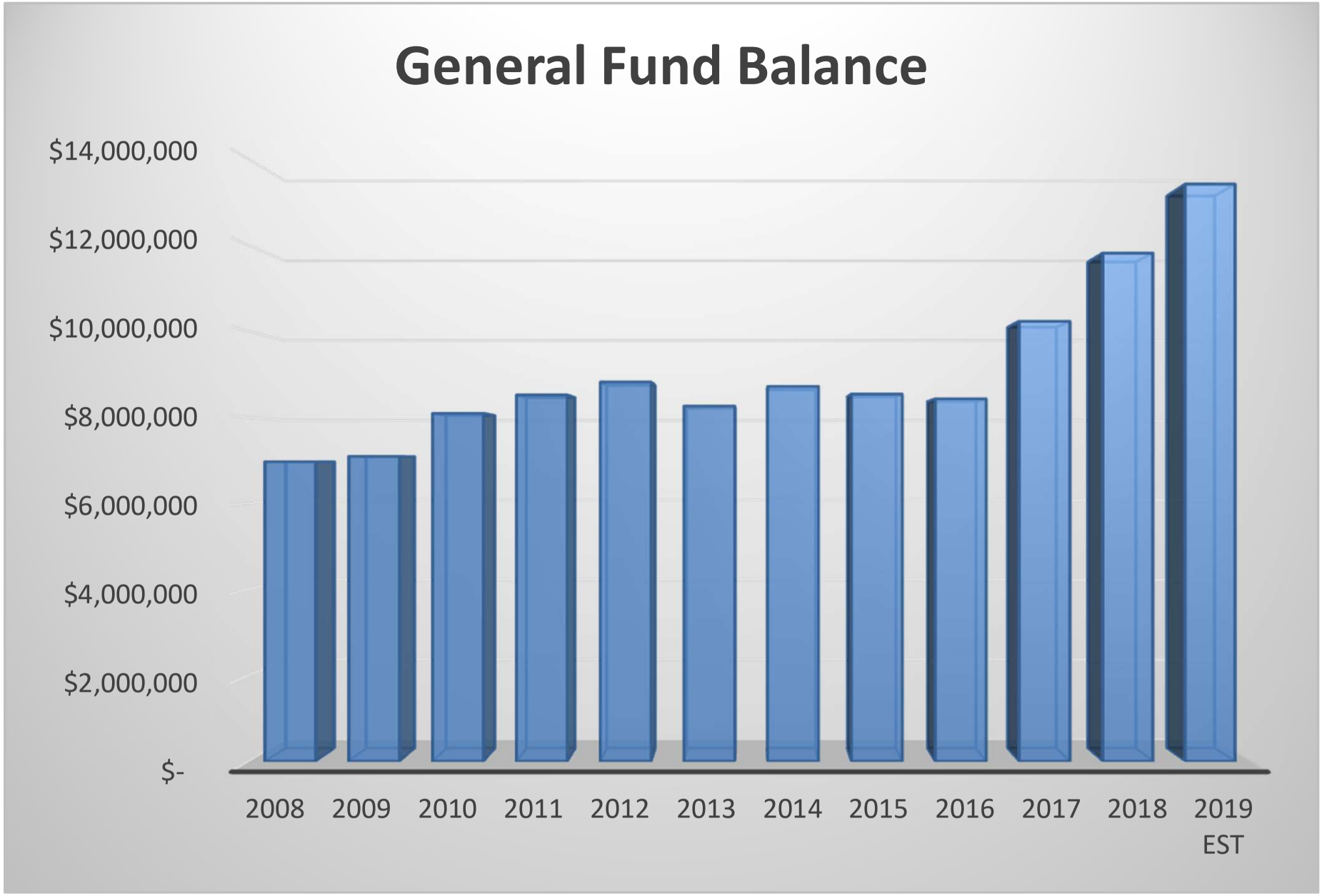
General Fund Balance
$14,000,000
$12,000,000
$10,000,000
$8,000,000
$6,000,000
$4,000,000
$2,000,000
$-
2008
2009
2010
2011
2012
2013
2014
2015
2016
2017
2018
2019 EST

2020 General Fund Revenues & Expenditures by Function

	2017 Actuals	2018 Actuals	2019 Original	2019 Projected	2020 Adopted	Change from 2019 to 2020	% of Change
Revenue							
41 - PROPERTY TAX REVENUE	-18,921,796.06	-19,751,468.91	-20,603,600.00	-20,634,500.00	-21,350,900.00	747,300.00	103.63%
42 - INTERGOV REVENUE	-16,010,265.44	-16,471,481.10	-16,358,000.00	-16,517,500.00	-16,826,100.00	468,100.00	102.86%
43 - LICENSES AND PERMITS	-1,100,475.44	-1,112,974.97	-1,062,200.00	-1,054,400.00	-1,057,000.00	(5,200.00)	99.51%
44 - FINES & FORFIETURES	-781,434.00	-761,046.59	-707,500.00	-969,900.00	-799,900.00	92,400.00	113.06%
45 - CHARGES FOR SERVICES	-4,565,298.82	-4,335,531.59	-4,315,000.00	-4,341,120.00	-4,384,650.00	69,650.00	101.61%
48 - INTERNAL SERV CHRG	-2,589,769.22	-2,636,606.74	-2,592,000.00	-2,632,200.00	-2,482,500.00	(109,500.00)	95.78%
49 - MISC REVENUES	-778,586.99	-1,049,745.22	-938,400.00	-951,300.00	-929,000.00	(9,400.00)	99.00%
53 - SALE-CAPITAL ASSETS	-19,478.12	-9,840.67	-6,500.00	-15,000.00	-6,500.00	0.00	100.00%
Revenue Total	-44,767,104.09	-46,128,695.79	-46,583,200.00	-47,115,920.00	-47,836,550.00	1,253,350.00	102.69%
Expense							
60 - EXPENSES	0.00	0.00	558,100.00	0.00	0.00	(558,100.00)	0.00%
61 - DIRECT LABOR	26,692,834.17	27,532,740.83	27,963,400.00	27,763,400.00	29,598,100.00	1,634,700.00	105.85%
63 - PAYROLL BENEFITS	9,648,823.21	9,374,503.20	10,104,900.00	9,732,600.00	10,202,100.00	97,200.00	100.96%
64 - CONTRACTUAL SERVICES	4,760,063.33	4,831,587.89	5,303,600.00	5,266,200.00	5,053,050.00	(250,550.00)	95.28%
65 - MATERIAL & SUPPLIES	2,143,021.03	2,349,956.25	2,512,400.00	2,604,300.00	2,648,300.00	135,900.00	105.41%
67 - DEBT SERVICE	5,115.93	3,775.00	0.00	4,000.00	5,800.00	5,800.00	100.00%
72 - CAPITAL OUTLAY	317,336.22	252,561.22	208,300.00	209,800.00	279,200.00	70,900.00	134.04%
74 - OTHER FINANCING USES	283,725.00	97,128.38	0.00	0.00	50,000.00	50,000.00	100.00%
Expense Total	43,850,918.89	44,442,252.77	46,650,700.00	45,580,300.00	47,836,550.00	1,185,850.00	102.54%
Grand Total	-916,185.20	-1,686,443.02	67,500.00	-1,535,620.00	0.00	-67,500.00	0.00%

2020 General Fund Revenues

	2017 Actuals	2018 Actuals	2019 Original	2019 Projected	2020 Adopted	Change from 2019 to 2020	% of Change
41 - PROPERTY TAX REVENUES	**-18,921,796.06**	**-19,751,468.91**	**-20,603,600.00**	**-20,634,500.00**	**-21,350,900.00**	**747,300.00**	**3.63%**
01000072 - TAXES & INTEREST	-18,921,796.06	-19,751,468.91	-20,603,600.00	-20,634,500.00	-21,350,900.00	747,300.00	3.63%
42 - INTERGOVERNMENTAL REVENUES	**-16,010,265.44**	**-16,471,481.10**	**-16,358,000.00**	**-16,517,500.00**	**-16,826,100.00**	**468,100.00**	**2.86%**
01000073 - OTHER REVENUE	-15,598,062.74	-16,042,606.07	-15,967,800.00	-16,094,000.00	-16,351,800.00	384,000.00	2.40%
01000211 - POLICE	-208,861.88	-222,964.27	-188,100.00	-221,400.00	-202,800.00	14,700.00	7.81%
01000230 - FIRE DEPARTMENT	-167,385.82	-164,857.76	-160,600.00	-160,600.00	-160,600.00	0.00	0.00%
01000240 - AMBULANCE	-35,955.00	-36,465.00	-36,500.00	-36,500.00	-36,500.00	0.00	0.00%
01000610 - PARKS DIVISION	0.00	-2,978.00	0.00	0.00	0.00	0.00	0.00%
01000620 - FORESTRY DIVISION	0.00	-1,610.00	-5,000.00	-5,000.00	0.00	-5,000.00	-100.00%
01001010 - CABLE TV	0.00	0.00	0.00	0.00	-74,400.00	74,400.00	100.00%
43 - LICENSES AND PERMITS	**-1,100,475.44**	**-1,112,974.97**	**-1,062,200.00**	**-1,054,400.00**	**-1,057,000.00**	**-5,200.00**	**-0.49%**
01000050 - CITY CLERK	-139,289.75	-139,075.16	-139,800.00	-132,000.00	-137,000.00	-2,800.00	-2.00%
01000080 - ASSESSOR DIVISION	-155,867.82	-128,232.68	-112,400.00	-112,400.00	-110,000.00	-2,400.00	-2.14%
01000740 - PLANNING DIVISION	-120,465.57	-116,917.42	-110,000.00	-110,000.00	-110,000.00	0.00	0.00%
01001010 - CABLE TV	-684,852.30	-728,749.71	-700,000.00	-700,000.00	-700,000.00	0.00	0.00%
44 - FINES & FORFEITURES	**-781,434.00**	**-761,046.59**	**-707,500.00**	**-969,900.00**	**-799,900.00**	**92,400.00**	**13.06%**
01000211 - POLICE	-781,434.00	-761,046.59	-707,500.00	-969,900.00	-799,900.00	92,400.00	13.06%
45 - CHARGES FOR SERVICES	**-4,565,298.82**	**-4,335,531.59**	**-4,315,000.00**	**-4,341,120.00**	**-4,384,650.00**	**69,650.00**	**1.61%**
01000050 - CITY CLERK	-5,945.00	-5,895.00	-5,800.00	-5,500.00	-5,500.00	-300.00	-5.17%
01000073 - OTHER REVENUE	-31,130.00	-29,215.00	-28,600.00	-28,600.00	-28,600.00	0.00	0.00%
01000150 - OSHKOSH MEDIA	-4,166.57	-2,664.62	-3,600.00	-1,020.00	-150.00	-3,450.00	-95.83%
01000211 - POLICE	-196,332.70	-213,872.71	-184,400.00	-192,600.00	-201,000.00	16,600.00	9.00%
01000230 - FIRE DEPARTMENT	-180,576.06	-204,565.28	-177,100.00	-177,100.00	-177,100.00	0.00	0.00%
01000240 - AMBULANCE	-2,146,887.92	-2,061,528.58	-2,115,000.00	-2,115,000.00	-2,115,000.00	0.00	0.00%
01000420 - ENGINEERING DIVISION	-1,878,993.44	-1,662,916.40	-1,665,000.00	-1,665,000.00	-1,705,000.00	40,000.00	2.40%
01000430 - STREET DIVISION	-12,731.49	-15,449.87	-9,900.00	-18,700.00	-18,100.00	8,200.00	82.83%
01000450 - CENTRAL GARAGE DIVISION	-45,867.91	-54,818.22	-46,200.00	-63,700.00	-64,400.00	18,200.00	39.39%
01000610 - PARKS DIVISION	-30,355.86	-33,768.55	-43,400.00	-37,900.00	-33,800.00	-9,600.00	-22.12%
01000801 - ELECTRICAL DIVISION	-30,514.48	-49,150.03	-33,800.00	-33,800.00	-33,800.00	0.00	0.00%
01000810 - SIGN DIVISION	-1,797.39	-1,687.33	-2,200.00	-2,200.00	-2,200.00	0.00	0.00%
48 - INTERNAL SERVICE CHARGE	**-2,589,769.22**	**-2,636,606.74**	**-2,592,000.00**	**-2,632,200.00**	**-2,482,500.00**	**-109,500.00**	**-4.22%**
01000073 - OTHER REVENUE	-508,334.73	-514,314.10	-526,200.00	-526,200.00	-300,000.00	-226,200.00	-42.99%
01000110 - INFORMATION TECHNOLOGY DIV	-168,500.00	-130,500.00	-130,500.00	-130,500.00	-130,500.00	0.00	0.00%
01000410 - PW ADMINISTRATION	-139,644.10	-142,020.59	-144,400.00	-177,800.00	-183,800.00	39,400.00	27.29%
01000430 - STREET DIVISION	-443,218.58	-438,750.49	-412,900.00	-433,100.00	-438,200.00	25,300.00	6.13%
01000450 - CENTRAL GARAGE DIVISION	-372,612.35	-423,659.61	-411,000.00	-397,600.00	-437,400.00	26,400.00	6.42%
01000480 - SANITATION-RECYCLING	-285,132.89	-266,604.67	-232,600.00	-232,600.00	-232,600.00	0.00	0.00%
01000730 - ECONOMIC DEVELOPMENT	0.00	-411,320.35	-475,100.00	-412,000.00	-420,700.00	-54,400.00	-11.45%
01000740 - PLANNING DIVISION	-672,326.57	-309,436.93	-259,300.00	-322,400.00	-339,300.00	80,000.00	30.85%
49 - MISC REVENUES	**-778,586.99**	**-1,049,745.22**	**-938,400.00**	**-951,300.00**	**-929,000.00**	**-9,400.00**	**-1.00%**
01000050 - CITY CLERK	-29,292.50	-25,740.00	-29,300.00	-25,500.00	-27,000.00	-2,300.00	-7.85%
01000060 - ELECTIONS	-3,430.96	0.00	0.00	0.00	0.00	0.00	0.00%
01000072 - TAXES & INTEREST	-456,553.43	-466,597.38	-450,000.00	-450,000.00	-450,000.00	0.00	0.00%
01000073 - OTHER REVENUE	-259,764.42	-514,885.48	-435,000.00	-435,000.00	-435,000.00	0.00	0.00%
01000211 - POLICE	-300.37	-19,444.66	-17,100.00	-12,500.00	0.00	-17,100.00	-100.00%
01000218 - CROSSING GUARDS	-330.53	-406.66	0.00	0.00	0.00	0.00	0.00%
01000230 - FIRE DEPARTMENT	0.00	-4,599.60	0.00	0.00	0.00	0.00	0.00%
01000430 - STREET DIVISION	0.00	-1,116.55	0.00	0.00	0.00	0.00	0.00%
01000610 - PARKS DIVISION	-19,721.58	-10,005.22	0.00	-21,800.00	-10,500.00	10,500.00	100.00%
01000620 - FORESTRY DIVISION	-8,625.00	-6,583.31	-7,000.00	-6,500.00	-6,500.00	-500.00	-7.14%
01000810 - SIGN DIVISION	-568.20	-366.36	0.00	0.00	0.00	0.00	0.00%
53 - SALE OF CAPITAL ASSET	**-19,478.12**	**-9,840.67**	**-6,500.00**	**-15,000.00**	**-6,500.00**	**0.00**	**0.00%**
01000073 - OTHER REVENUE	-19,478.12	-9,840.67	-6,500.00	-15,000.00	-6,500.00	0.00	0.00%
Grand Total	**-44,767,104.09**	**-46,128,695.79**	**-46,583,200.00**	**-47,115,920.00**	**-47,836,550.00**	**1,253,350.00**	**2.69%**

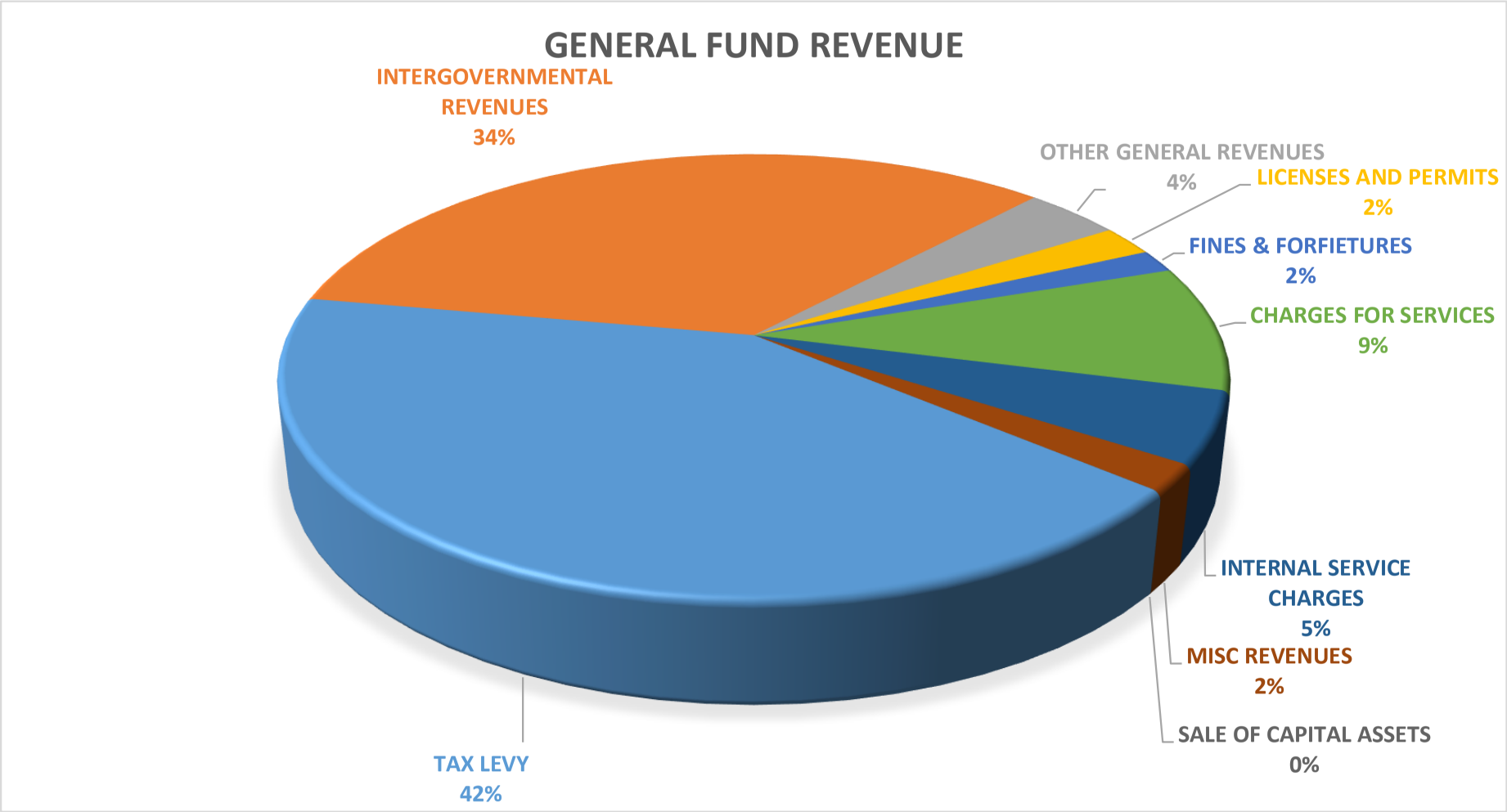
GENERAL FUND REVENUE
INTERGOVERNMENTAL REVENUES 34%
OTHER GENERAL REVENUES 4%
LICENSES AND PERMITS 2%
FINES & FORFIETURES 2%
CHARGES FOR SERVICES 9%
INTERNAL SERVICE CHARGES 5%
MISC REVENUES 2%
SALE OF CAPITAL ASSETS 0%
TAX LEVY 42%

2020 General Fund Expenditures

	2017 Actuals	2018 Actuals	2019 Original	2019 Projected	2020 Adopted	Change from 2019 to 2020	% of Change
Expense							
10 - GENERAL GOVERNMENT							
01000010 - CITY COUNCIL	54,832.14	55,432.09	58,500.00	62,000.00	60,800.00	2,300.00	3.93%
01000020 - CITY MANAGER	280,040.24	284,911.50	285,900.00	291,300.00	293,800.00	7,900.00	2.76%
01000030 - CITY ATTORNEY	394,246.13	404,001.66	413,500.00	417,400.00	445,200.00	31,700.00	7.67%
01000040 - HUMAN RESOURCES	554,981.45	644,632.50	683,100.00	649,400.00	678,100.00	(5,000.00)	-0.73%
01000050 - CITY CLERK	251,710.45	270,314.24	272,800.00	275,100.00	295,500.00	22,700.00	8.32%
01000060 - ELECTIONS	69,404.35	123,023.93	86,000.00	70,900.00	180,400.00	94,400.00	109.77%
01000071 - FINANCE ADMINISTRATION	1,123,993.38	1,188,972.13	1,243,500.00	1,242,600.00	1,017,100.00	(226,400.00)	-18.21%
01000073 - OTHER REVENUE	283,725.00	97,128.38	0.00	0.00	0.00	-	0.00%
01000090 - PURCHASING DIVISION	242,841.78	244,461.98	252,200.00	252,800.00	259,300.00	7,100.00	2.82%
01000110 - INFORMATION TECHNOLOGY DIV	1,354,967.17	1,251,359.88	1,267,100.00	1,275,900.00	1,389,900.00	122,800.00	9.69%
01000120 - INSURANCE	516,503.32	690,531.31	740,000.00	734,900.00	653,900.00	(86,100.00)	-11.64%
01000130 - FACILITY MAINTENANCE DIVISION	692,812.24	714,340.15	720,600.00	720,400.00	748,100.00	27,500.00	3.82%
01000140 - INDEPENDENT AUDIT	17,993.50	28,709.55	25,000.00	25,000.00	26,500.00	1,500.00	6.00%
01000150 - OSHKOSH MEDIA	226,202.99	235,829.44	239,900.00	247,700.00	250,900.00	11,000.00	4.59%
10 - GENERAL GOVERNMENT Total	**6,064,254.14**	**6,233,648.74**	**6,288,100.00**	**6,265,400.00**	**6,299,500.00**	**11,400.00**	**0.18%**
20 - PUBLIC SAFETY							
01000211 - POLICE	12,776,769.83	13,065,596.25	13,642,400.00	13,129,400.00	14,114,950.00	472,550.00	3.46%
01000214 - ANIMAL CARE	90,405.00	92,665.00	95,000.00	95,000.00	97,400.00	2,400.00	2.53%
01000217 - AUXILIARY POLICE	20,556.35	3,765.89	5,000.00	5,000.00	5,900.00	900.00	18.00%
01000218 - CROSSING GUARDS	76,176.70	74,978.75	83,300.00	81,200.00	85,500.00	2,200.00	2.64%
01000230 - FIRE DEPARTMENT	12,239,780.38	12,559,622.49	12,812,700.00	12,658,500.00	13,525,200.00	712,500.00	5.56%
01000250 - HYDRANT RENTAL	650,000.00	650,000.00	650,000.00	650,000.00	650,000.00	-	0.00%
01000290 - POLICE & FIRE COMMISSION	15,315.50	39,734.32	20,200.00	18,200.00	20,200.00	-	0.00%
20 - PUBLIC SAFETY Total	**25,869,003.76**	**26,486,362.70**	**27,308,600.00**	**26,637,300.00**	**28,499,150.00**	**1,190,550.00**	**4.36%**
30 - COMMUNITY DEVELOPMENT							
01000080 - ASSESSOR DIVISION	604,147.37	516,470.79	532,900.00	532,000.00	548,900.00	16,000.00	3.00%
01000730 - ECONOMIC DEVELOPMENT	603,313.87	599,604.73	632,600.00	599,800.00	665,300.00	32,700.00	5.17%
01000740 - PLANNING DIVISION	713,996.32	718,189.97	796,400.00	755,200.00	760,600.00	(35,800.00)	-4.50%
30 - COMMUNITY DEVELOPMENT Total	**1,921,457.56**	**1,834,265.49**	**1,961,900.00**	**1,887,000.00**	**1,974,800.00**	**12,900.00**	**0.66%**
40 - PUBLIC WORKS							
01000410 - PW ADMINISTRATION	353,382.65	365,060.45	390,700.00	379,100.00	403,200.00	12,500.00	3.20%
01000420 - ENGINEERING DIVISION	1,229,530.45	1,165,040.96	1,398,800.00	1,369,900.00	1,341,900.00	(56,900.00)	-4.07%
01000430 - STREET DIVISION	2,536,126.73	2,531,186.31	2,775,100.00	2,657,100.00	2,745,500.00	(29,600.00)	-1.07%
01000450 - CENTRAL GARAGE DIVISION	1,790,048.64	1,847,448.47	2,050,300.00	2,013,800.00	2,177,100.00	126,800.00	6.18%
40 - PUBLIC WORKS Total	**5,909,088.47**	**5,908,736.19**	**6,614,900.00**	**6,419,900.00**	**6,667,700.00**	**52,800.00**	**0.80%**
45 - TRANSPORTATION							
01000801 - ELECTRICAL DIVISION	540,928.98	535,146.74	554,900.00	585,500.00	580,900.00	26,000.00	4.69%
01000810 - SIGN DIVISION	182,808.94	184,417.77	205,100.00	205,100.00	224,300.00	19,200.00	9.36%
45 - TRANSPORTATION Total	**723,737.92**	**719,564.51**	**760,000.00**	**790,600.00**	**805,200.00**	**45,200.00**	**5.95%**
60 - PARKS & RECREATION							
01000610 - PARKS DIVISION	1,717,690.83	1,774,511.61	1,835,100.00	1,845,500.00	1,887,800.00	52,700.00	2.87%
01000620 - FORESTRY DIVISION	340,449.22	354,737.10	354,200.00	364,300.00	367,000.00	12,800.00	3.61%
60 - PARKS & RECREATION Total	**2,058,140.05**	**2,129,248.71**	**2,189,300.00**	**2,209,800.00**	**2,254,800.00**	**65,500.00**	**2.99%**
90 - UNCLASSIFIED							
01000902 - UNEMPLOYMENT	5,164.50	8,374.94	10,000.00	10,000.00	10,000.00	-	0.00%
01000907 - BANK FEES	11,592.48	4,340.69	5,000.00	5,000.00	5,000.00	-	0.00%
01000908 - TAX REFUNDS & BAD DEBT	627,470.66	554,903.56	575,000.00	575,000.00	401,700.00	(173,300.00)	-30.14%
01000910 - EMPLOYEE BENEFIT FEES	10,968.70	10,204.36	12,100.00	12,100.00	12,100.00	-	0.00%
01000911 - PATRIOTIC CELEBRATION	18,732.65	19,632.48	20,000.00	29,000.00	28,900.00	8,900.00	44.50%
01000913 - ADJUSTMENT OF SALARIES	509,524.37	417,215.04	558,100.00	441,100.00	614,000.00	55,900.00	10.02%
01000914 - UNCLASSIFIED	71,773.66	68,291.44	241,300.00	186,800.00	145,300.00	(96,000.00)	-39.78%
01000915 - REAL ESTATE	0.00	0.00	1,000.00	100.00	3,000.00	2,000.00	200.00%
01000916 - NUISANCE/CODE ENFORCEMENT	0.00	0.00	7,400.00	3,200.00	7,400.00	-	0.00%
01000917 - OTHER	0.00	0.00	50,000.00	60,000.00	60,000.00	10,000.00	20.00%
01000918 - MOBILE HOME TAX	50,009.97	47,463.92	48,000.00	48,000.00	48,000.00	-	0.00%
90 - UNCLASSIFIED Total	**1,305,236.99**	**1,130,426.43**	**1,527,900.00**	**1,370,300.00**	**1,335,400.00**	**-192,500.00**	**-12.60%**
Expense Total	**43,850,918.89**	**44,442,252.77**	**46,650,700.00**	**45,580,300.00**	**47,836,550.00**	**1,185,850.00**	**2.54%**

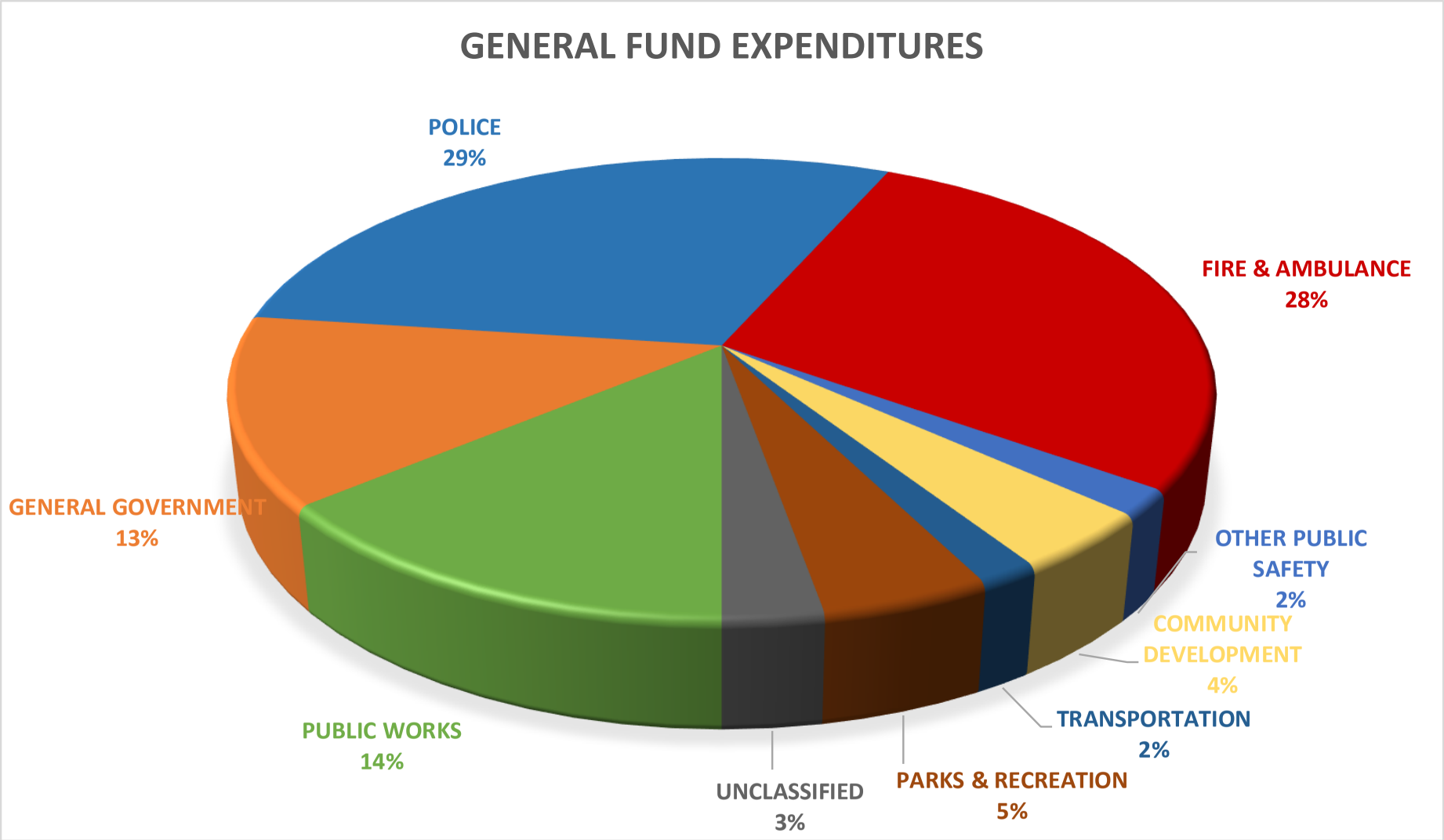
GENERAL FUND EXPENDITURES
POLICE
29%
FIRE & AMBULANCE
28%
GENERAL GOVERNMENT
13%
OTHER PUBLIC
SAFETY
2%
COMMUNITY
DEVELOPMENT
4%
TRANSPORTATION
2%
PUBLIC WORKS
14%
UNCLASSIFIED
3%
PARKS & RECREATION
5%

CITY COUNCIL (0100-0010) PERFORMANCE REPORT

DEPARTMENT: CITY COUNCIL

FUND: GENERAL

MISSION STATEMENT

To create a thriving and sustainable community offering abundant opportunities for work and life, while providing goods and services in pursuit of a safe and vibrant community.

STRATEGIC PLAN GOALS

1 Effectiveness of Government
2 Infrastructure
3 Quality of Life
4
5

2019 ACCOMPLISHMENTS

.
.
.
.
.

2020 GOALS

.
.
.
.
.

TOTAL REVENUES and EXPENDITURES

	2017 Actuals	2018 Actuals	2019 Adopted	2019 Projected	2020 Adopted
REVENUE TOTAL	**0**	**0**	**0**	**0**	**0**
Personnel Exp	37,854	39,504	39,300	39,300	39,300
Operating Exp	16,978	15,928	19,200	22,700	21,500
EXPENSE TOTAL	**54,832**	**55,432**	**58,500**	**62,000**	**60,800**
SURPLUS / DEFICIT	**-54,832**	**-55,432**	**-58,500**	**-62,000**	**-60,800**

BUDGET VARIANCES

KEY PERFORMANCE INDICATORS

CITY COUNCIL (0100-0010)

PERSONNEL POSITIONS			
Position Title	Current Budgeted Employees	Current Actual Employees	2020 Proposed Employees
Council Members	7.00	7.00	7.00
TOTAL PERSONNEL	7.00	7.00	7.00

Contact Information	Mark Rohloff, City Manager, 920-236-5002, mrohloff@ci.oshkosh.wi.us

01000010 - CITY COUNCIL

	2017 Actuals	2018 Actuals	2019 Original	2019 Projected	2020 Adopted
01000010 - CITY COUNCIL	**54,832.14**	**55,432.09**	**58,500.00**	**62,000.00**	**60,800.00**
Expense					
6102 - REGULAR PAY	35,164.48	36,696.91	36,500.00	36,500.00	36,500.00
6302 - FICA - EMPLOYERS SHARE	2,689.93	2,807.32	2,800.00	2,800.00	2,800.00
6458 - CONFERENCE AND TRAINING	2,882.40	2,152.03	4,500.00	4,500.00	5,000.00
6460 - MEMBERSHIP DUES	10,969.92	11,131.26	11,200.00	11,700.00	12,000.00
6466 - MISC CONTRACTUAL SERVICES	525.00	0.00	500.00	700.00	1,000.00
6503 - CLOTHING	383.19	0.00	400.00	0.00	0.00
6505 - OFFICE SUPPLIES	340.68	263.05	500.00	600.00	500.00
6507 - BOOKS & PERIODICALS	48.00	356.03	100.00	500.00	500.00
6550 - MINOR EQUIPMENT	0.00	0.00	0.00	2,200.00	500.00
6589 - OTHER MATERIALS & SUPPLIES	1,828.54	2,025.49	2,000.00	2,500.00	2,000.00
Expense Total	**54,832.14**	**55,432.09**	**58,500.00**	**62,000.00**	**60,800.00**
Grand Total	**54,832.14**	**55,432.09**	**58,500.00**	**62,000.00**	**60,800.00**

CITY MANAGER (0100-0020) PERFORMANCE REPORT

DEPARTMENT: CITY MANAGER

FUND: GENERAL

MISSION STATEMENT

To provide leadership and direction in the implementation of City Council policy objectives and administration of city services and programs, ensuring accountability, community responsiveness and customer service excellence.

STRATEGIC PLAN GOALS

1 Develop an Effective High Performing Government, Enhance the Effectiveness of City Government
2 Provide a Safe, Secure, and Healthy community
3 Improve and Maintain our Infrastructure
4 Support Economic Development
5 Strengthen Neighborhoods
6 Enhance our Quality of Life Services and Assets

2019 ACCOMPLISHMENTS

-
-
-
-
-

2020 GOALS

-
-
-
-
-

TOTAL REVENUES and EXPENDITURES

	2017 Actuals	2018 Actuals	2019 Adopted	2019 Projected	2020 Adopted
REVENUE TOTAL	**0**	**0**	**0**	**0**	**0**
Personnel Exp	263,971	266,948	267,700	274,600	275,600
Operating Exp	16,069	17,963	18,200	16,700	18,200
EXPENSE TOTAL	**280,040**	**284,912**	**285,900**	**291,300**	**293,800**
SURPLUS / DEFICIT	**-280,040**	**-284,912**	**-285,900**	**-291,300**	**-293,800**

BUDGET VARIANCES

KEY PERFORMANCE INDICATORS

CITY MANAGER (0100-0020)

PERSONNEL POSITIONS			
Position Title	Current Budgeted Employees	Current Actual Employees	2020 Proposed Employees
City Manager	1.00	1.00	1.00
Administrative Assistant	1.00	1.00	1.00
TOTAL PERSONNEL	2.00	2.00	2.00

Contact Information	Mark Rohloff, City Manager, 920-236-5002, mrohloff@ci.oshkosh.wi.us

01000020 - CITY MANAGER

	2017 Actuals	2018 Actuals	2019 Original	2019 Projected	2020 Adopted
01000020 - CITY MANAGER	**280,040.24**	**284,911.50**	**285,900.00**	**291,300.00**	**293,800.00**
Expense					
6102 - REGULAR PAY	191,642.58	199,246.55	199,300.00	205,000.00	207,500.00
6104 - OVERTIME PAY	3.11	0.00	400.00	400.00	400.00
6302 - FICA - EMPLOYERS SHARE	13,272.27	13,697.55	13,700.00	14,300.00	14,400.00
6304 - WISCONSIN RETIREMENT FUND	13,028.19	13,342.31	13,100.00	13,500.00	14,000.00
6306 - HEALTH INSURANCE	38,889.18	33,347.44	33,500.00	33,500.00	30,100.00
6307 - HEALTH INSURANCE ADMIN FEE	0.00	0.00	300.00	300.00	1,600.00
6308 - DENTAL	2,610.53	2,719.61	2,700.00	2,700.00	2,700.00
6310 - LIFE INSURANCE	925.44	952.60	1,100.00	1,300.00	1,300.00
6312 - INCOME CONTINUATION INSURANCE	0.00	0.00	0.00	0.00	0.00
6320 - OTHER BENEFITS	3,600.00	3,642.00	3,600.00	3,600.00	3,600.00
6402 - AUTO ALLOWANCE	6,000.00	6,070.00	6,000.00	6,000.00	6,000.00
6404 - POSTAGE & SHIPPING	0.00	0.00	100.00	0.00	0.00
6458 - CONFERENCE AND TRAINING	4,627.15	6,793.93	7,000.00	6,500.00	7,000.00
6460 - MEMBERSHIP DUES	2,614.64	2,454.80	2,600.00	2,300.00	2,600.00
6466 - MISC CONTRACTUAL SERVICES	1,440.00	2,366.08	1,500.00	1,500.00	1,500.00
6505 - OFFICE SUPPLIES	615.93	94.95	500.00	300.00	500.00
6507 - BOOKS & PERIODICALS	306.46	0.00	300.00	0.00	300.00
6589 - OTHER MATERIALS & SUPPLIES	464.76	183.68	200.00	100.00	300.00
Expense Total	**280,040.24**	**284,911.50**	**285,900.00**	**291,300.00**	**293,800.00**
Grand Total	**280,040.24**	**284,911.50**	**285,900.00**	**291,300.00**	**293,800.00**

CITY ATTORNEY (0100-0030) PERFORMANCE REPORT

DEPARTMENT: LEGAL

FUND: GENERAL

MISSION STATEMENT

The mission of the City Attorney's Office is to provide high quality legal services in an efficient, timely, and effective manner for the benefit of the City of Oshkosh.

STRATEGIC PLAN GOALS

1. Support Economic Development by providing legal support for redevelopment projects, TIF's, and economic development projects
2. Providing a safe, secure, and healthy community by working with the practices of Community Development to facilitate neighborhood projects and initiative support of Inspection Programs.
3. Enhance the effectiveness of our city government by supporting the improvement of internal and external communication systems, developing employees and leaders through training and mentoring, assisting boards and commissions, and assisting with the development of partnerships and collaboration with community groups and projects through review of agreements, policies, and other documents and advice.

2019 ACCOMPLISHMENTS

- Drafting and Admnistration of agreements pertaining to Sawdust District, Oshkosh Ave, Merge & Aviation Plaza.
- Worked w/ Dept of Comm Dev to review current nuisance properties & funding.
- Worked through various issues w/ Railroad & Public rights-of-way (Pioneer Dr, Industrial Parks & construction projects).
- Negotiated Room Tax Agreement with UWO
- Completed RDA & Plan Commission manuals & training.
- Various ordinance updates & Revisions.

2020 GOALS

- Continue training program for employees / officials
- Manage TIF districts & related issues.

TOTAL REVENUES and EXPENDITURES

	2017 Actuals	2018 Actuals	2019 Adopted	2019 Projected	2020 Adopted
REVENUE TOTAL	**0**	**0**	**0**	**0**	**0**
Personnel Exp	380,323	383,987	396,900	400,800	428,600
Operating Exp	13,923	20,015	16,600	16,600	16,600
EXPENSE TOTAL	**394,246**	**404,002**	**413,500**	**417,400**	**445,200**
SURPLUS / DEFICIT	**-394,246**	**-404,002**	**-413,500**	**-417,400**	**-445,200**

BUDGET VARIANCES

KEY PERFORMANCE INDICATORS

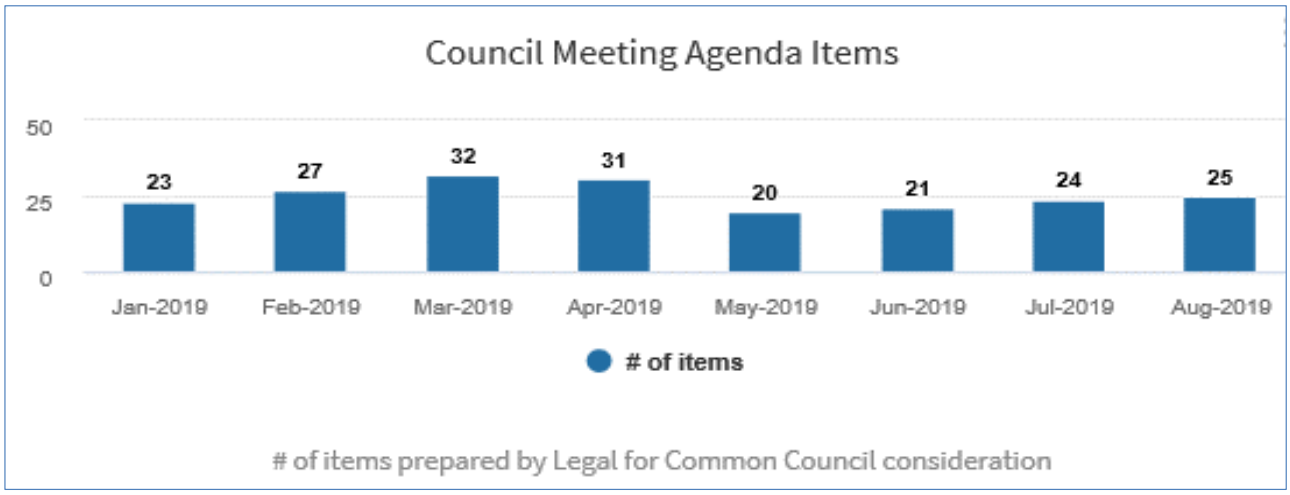

CITY ATTORNEY (0100-0030)

KEY PERFORMANCE INDICATORS

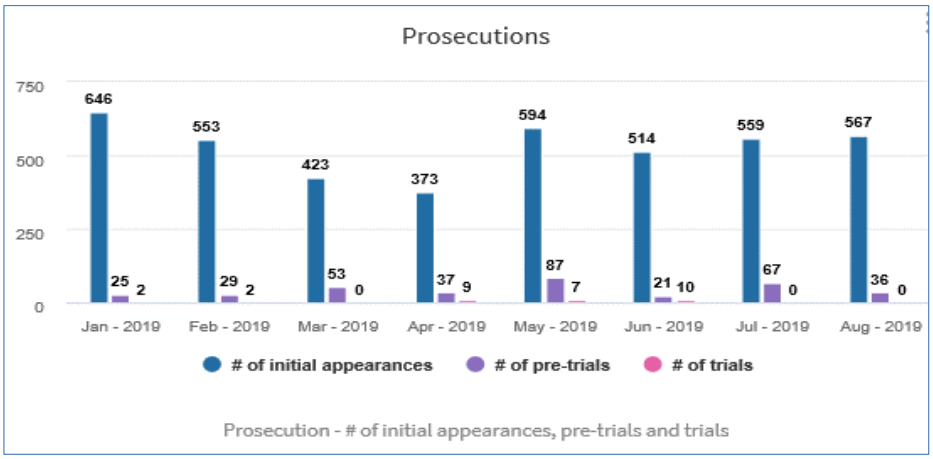

PERSONNEL POSITIONS

Position Title	Current Budgeted Employees	Current Actual Employees	2020 Proposed Employees
City Attorney	1.00	1.00	1.00
Deputy City Attorney	1.00	1.00	1.00
Assistant City Attorney	0.65	0.65	0.65
Administrative Assistant	1.00	1.00	1.00
TOTAL PERSONNEL	3.65	3.65	3.65

Contact Information	Lynn Lorenson, City Attorney, 920-236-5155, llorenson@ci.oshkosh.wi.us

01000030 - CITY ATTORNEY

	2017 Actuals	2018 Actuals	2019 Original	2019 Projected	2020 Adopted
01000030 - CITY ATTORNEY	**394,246.13**	**404,001.66**	**413,500.00**	**417,400.00**	**445,200.00**
Expense					
6102 - REGULAR PAY	295,811.84	306,802.21	317,700.00	321,600.00	326,400.00
6302 - FICA - EMPLOYERS SHARE	21,912.17	22,810.76	24,100.00	24,100.00	24,300.00
6304 - WISCONSIN RETIREMENT FUND	19,993.48	20,543.94	20,900.00	20,900.00	22,000.00
6306 - HEALTH INSURANCE	39,972.77	31,123.93	30,900.00	30,900.00	48,900.00
6307 - HEALTH INSURANCE ADMIN FEE	0.00	0.00	500.00	500.00	2,400.00
6308 - DENTAL	1,873.32	1,947.13	2,000.00	2,000.00	3,500.00
6310 - LIFE INSURANCE	759.30	758.69	800.00	800.00	1,100.00
6312 - INCOME CONTINUATION INSURANCE	0.00	0.00	0.00	0.00	0.00
6446 - CONTRACTUAL EMPLOYMENT	0.00	5,979.79	0.00	0.00	0.00
6456 - SERVICE/WITNESS FEES	431.20	2,048.24	0.00	0.00	0.00
6458 - CONFERENCE AND TRAINING	2,874.43	4,608.74	6,000.00	6,000.00	6,000.00
6459 - OTHER EMPLOYEE TRAINING	0.00	0.00	300.00	300.00	300.00
6460 - MEMBERSHIP DUES	988.00	1,482.00	1,500.00	1,500.00	1,700.00
6466 - MISC CONTRACTUAL SERVICES	923.78	0.00	0.00	0.00	0.00
6475 - TELEPHONES	240.00	240.00	400.00	400.00	400.00
6505 - OFFICE SUPPLIES	1,152.98	366.32	800.00	800.00	600.00
6506 - SOFTWARE SUPPLIES	526.80	0.00	0.00	0.00	0.00
6507 - BOOKS & PERIODICALS	5,886.36	5,289.91	7,600.00	7,600.00	7,600.00
6550 - MINOR EQUIPMENT	604.84	0.00	0.00	0.00	0.00
6589 - OTHER MATERIALS & SUPPLIES	294.86	0.00	0.00	0.00	0.00
Expense Total	**394,246.13**	**404,001.66**	**413,500.00**	**417,400.00**	**445,200.00**
Grand Total	**394,246.13**	**404,001.66**	**413,500.00**	**417,400.00**	**445,200.00**

HUMAN RESOURCES (0100-0040) PERFORMANCE REPORT

DEPARTMENT: ADMINISTRATIVE SERVICES

FUND: GENERAL

MISSION STATEMENT

The Human Resources Division is dedicated to providing customer driven solutions and programs that strategically address organizational needs for an effective and efficient workforce.

STRATEGIC PLAN GOALS

1 Recruit, retain, recognize, engage and develop employees and future leaders.
2 Improve career development, employee engagement, succession planning.
3 Improve diversity of employee population.
4 Improve team development, employee performance, customer service and outcomes.
5 Develop analyses to measure the diversity reach of recruitments, applicants and employee counts.
6 Develop analyses to measure opportunities as they apply to minority groups and females.

2019 ACCOMPLISHMENTS

- Implemented enhanced performance evaluation system.
- Researched diversity and inclusion programming for organizational employee population.
- Enhanced wellness program.
-
-

2020 GOALS

- Identify next phase with diversity and inclusion programming for organization employee population
- Enhance employee development program.
-
-
-

TOTAL REVENUES and EXPENDITURES

	2017 Actuals	2018 Actuals	2019 Adopted	2019 Projected	2020 Adopted
REVENUE TOTAL	**0**	**0**	**0**	**0**	**0**
Personnel Exp	451,423	488,381	567,600	539,900	553,400
Operating Exp	103,559	156,251	115,500	109,500	124,700
EXPENSE TOTAL	**554,981**	**644,633**	**683,100**	**649,400**	**678,100**
SURPLUS / DEFICIT	**-554,981**	**-644,633**	**-683,100**	**-649,400**	**-678,100**

BUDGET VARIANCES

KEY PERFORMANCE INDICATORS

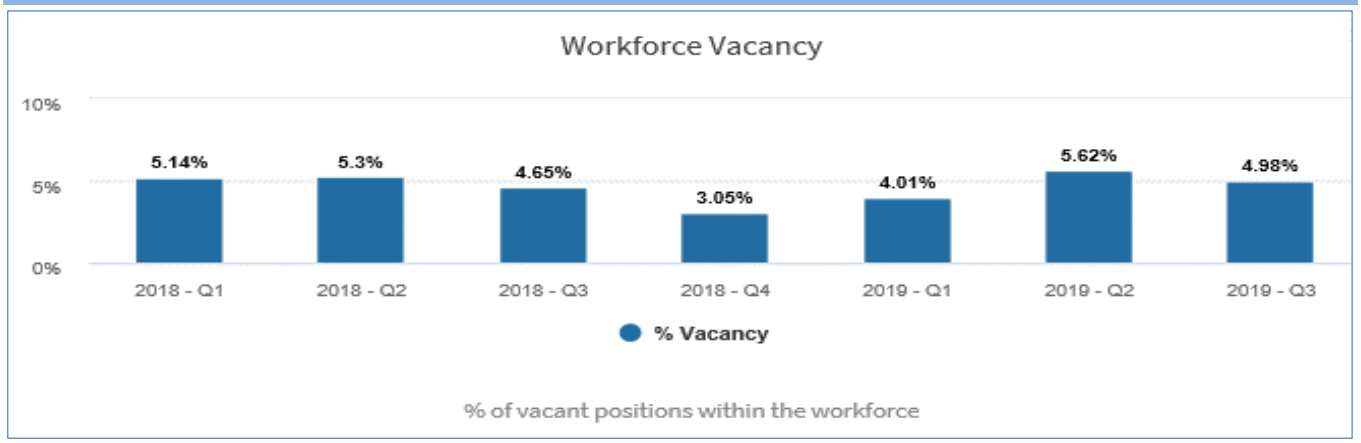

KEY PERFORMANCE INDICATORS (continued)

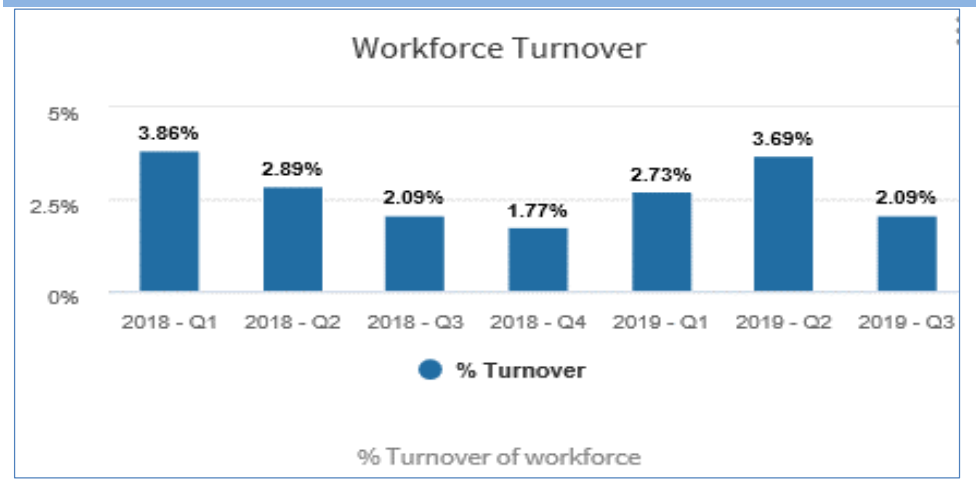

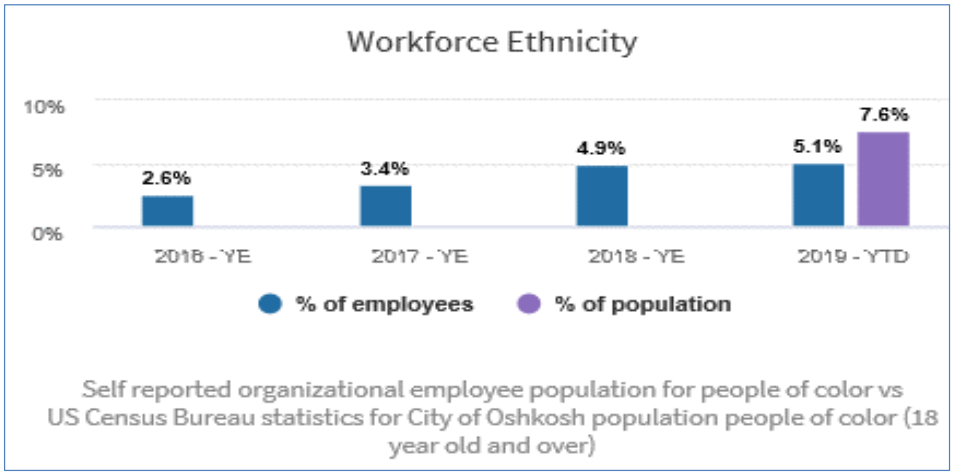

PERSONNEL POSITIONS

Position Title	Current Budgeted Employees	Current Actual Employees	2020 Proposed Employees
Asst City Mgr/Dir of Admin Srvcs	1.00	1.00	1.00
Human Resources Manager	1.00	1.00	1.00
Human Resource Assistant	1.00	1.00	1.00
Benefits Coordinator	1.00	1.00	1.00
Human Resource Generalist	2.00	2.00	2.00
TOTAL PERSONNEL	6.00	6.00	6.00

Contact Information

Michelle Behnke, Human Resources Manager,
920-236-5111, mbehnke@ci.oshkosh.wi.us

01000040 - HUMAN RESOURCES

	2017 Actuals	2018 Actuals	2019 Original	2019 Projected	2020 Adopted
01000040 - HUMAN RESOURCES	**554,981.45**	**644,632.50**	**683,100.00**	**649,400.00**	**678,100.00**
Expense					
6102 - REGULAR PAY	343,178.40	389,747.42	419,200.00	424,100.00	437,800.00
6104 - OVERTIME PAY	1,037.88	1,504.55	4,100.00	4,100.00	4,200.00
6302 - FICA - EMPLOYERS SHARE	25,477.54	29,279.86	28,800.00	32,000.00	32,700.00
6304 - WISCONSIN RETIREMENT FUND	23,821.61	26,667.93	27,700.00	28,200.00	29,800.00
6306 - HEALTH INSURANCE	53,152.55	36,527.72	82,000.00	44,700.00	40,200.00
6307 - HEALTH INSURANCE ADMIN FEE	0.00	0.00	500.00	500.00	2,400.00
6308 - DENTAL	3,598.16	3,475.47	3,800.00	5,100.00	5,100.00
6310 - LIFE INSURANCE	1,156.44	1,178.53	1,500.00	1,200.00	1,200.00
6312 - INCOME CONTINUATION INSURANCE	0.00	0.00	0.00	0.00	0.00
6401 - CONTRACTUAL SERVICES	14,735.40	55,978.95	25,000.00	12,000.00	28,000.00
6402 - AUTO ALLOWANCE	960.00	971.20	1,000.00	1,000.00	1,000.00
6407 - CLOUD BASED COMPUTER SERVICES	41,639.89	30,601.13	30,000.00	27,000.00	26,000.00
6410 - ADVERTISING/MARKETING	720.00	2,352.30	2,500.00	2,500.00	2,500.00
6440 - OTHER RENTAL	200.00	0.00	0.00	0.00	0.00
6454 - LEGAL PROFESSIONAL SERVICES	28,112.50	43,389.50	25,000.00	40,000.00	30,000.00
6458 - CONFERENCE AND TRAINING	2,632.45	2,191.46	7,500.00	4,000.00	7,500.00
6459 - OTHER EMPLOYEE TRAINING	4,361.59	36.00	10,000.00	9,500.00	10,000.00
6460 - MEMBERSHIP DUES	1,614.64	1,241.73	2,200.00	2,200.00	2,800.00
6466 - MISC CONTRACTUAL SERVICES	0.00	8,210.00	0.00	0.00	0.00
6475 - TELEPHONES	480.00	460.00	500.00	500.00	500.00
6505 - OFFICE SUPPLIES	919.33	1,241.09	2,200.00	1,700.00	2,200.00
6506 - SOFTWARE SUPPLIES	0.00	149.30	0.00	0.00	0.00
6507 - BOOKS & PERIODICALS	629.95	624.32	800.00	300.00	800.00
6509 - COMPUTER SUPPLIES	0.00	67.89	100.00	600.00	100.00
6510 - EMPLOYEE TRAINING MATERIALS	0.00	0.00	300.00	300.00	300.00
6550 - MINOR EQUIPMENT	0.00	90.49	100.00	600.00	100.00
6587 - EMPLOYEE RECOGNITION	6,550.00	7,250.00	6,800.00	6,800.00	11,400.00
6589 - OTHER MATERIALS & SUPPLIES	3.12	1,395.66	1,500.00	500.00	1,500.00
Expense Total	**554,981.45**	**644,632.50**	**683,100.00**	**649,400.00**	**678,100.00**
Grand Total	**554,981.45**	**644,632.50**	**683,100.00**	**649,400.00**	**678,100.00**

CITY CLERK (0100-0050) PERFORMANCE REPORT

DEPARTMENT: ADMINISTRATIVE SERVICES

FUND: GENERAL

MISSION STATEMENT

The Clerk's Office is to fulfill the traditional City Clerk responsibilities of record keeping, preparation of agenda's and meeting notices, documentation of official minutes, process liquor licenses, and provide information to other departments and citizens.

STRATEGIC PLAN GOALS

1 Promote transparency & communication
2 Continuously improve customer service
3
4
5

2019 ACCOMPLISHMENTS

- UB - Assessment conversion & implementation
-
-
-
-

2020 GOALS

- With 4 elections, staff will focus on meeting all state election requirements before and after each election. Clerk responsibilities will be met.
-
-
-

TOTAL REVENUES and EXPENDITURES

	2017 Actuals	2018 Actuals	2019 Adopted	2019 Projected	2020 Adopted
REVENUE TOTAL	**174,527**	**170,710**	**174,900**	**163,000**	**169,500**
Personnel Exp	240,169	256,674	257,700	260,300	280,400
Operating Exp	11,541	13,640	15,100	14,800	15,100
EXPENSE TOTAL	**251,710**	**270,314**	**272,800**	**275,100**	**295,500**
SURPLUS / DEFICIT	**-77,183**	**-99,604**	**-97,900**	**-112,100**	**-126,000**

BUDGET VARIANCES

KEY PERFORMANCE INDICATORS

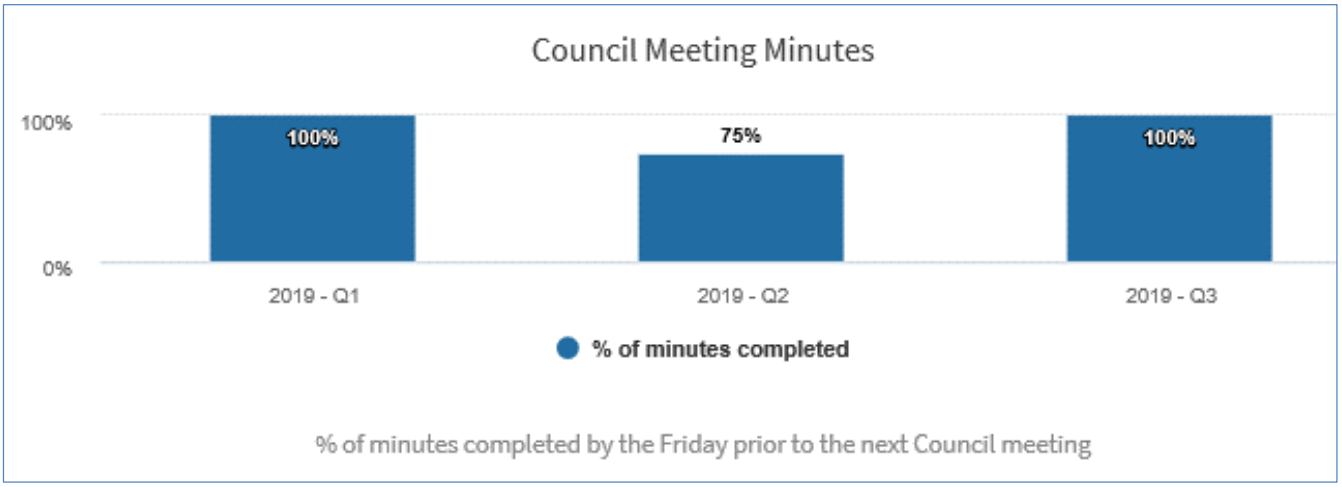

CITY CLERK (0100-0050)

PERSONNEL POSITIONS			
Position Title	Current Budgeted Employees	Current Actual Employees	2020 Proposed Employees
City Clerk	1.00	1.00	1.00
Deputy City Clerk	1.00	1.00	1.00
Elections Aide	1.00	1.00	1.00
TOTAL PERSONNEL	3.00	3.00	3.00

Contact Information	Pam Ubrig, City Clerk, 920-236-5011, pubrig@ci.oshkosh.wi.us

01000050 - CITY CLERK

	2017 Actuals	2018 Actuals	2019 Original	2019 Projected	2020 Adopted
01000050 - CITY CLERK	**77,183.20**	**99,604.08**	**97,900.00**	**112,100.00**	**126,000.00**
Revenue					
4322 - LIQUOR & MALT BEV LICENSES	-132,589.75	-131,975.16	-132,800.00	-125,000.00	-130,000.00
4358 - CIGARETTE LICENSE	-6,700.00	-7,100.00	-7,000.00	-7,000.00	-7,000.00
4520 - OTHER GENERAL FEES	-5,945.00	-5,895.00	-5,800.00	-5,500.00	-5,500.00
4972 - MISCELLANEOUS REVENUE	-29,292.50	-25,740.00	-29,300.00	-25,500.00	-27,000.00
Revenue Total	**-174,527.25**	**-170,710.16**	**-174,900.00**	**-163,000.00**	**-169,500.00**
Expense					
6102 - REGULAR PAY	176,794.54	186,273.11	186,700.00	188,900.00	194,600.00
6104 - OVERTIME PAY	816.49	7,200.90	7,000.00	7,000.00	20,000.00
6302 - FICA - EMPLOYERS SHARE	13,059.48	14,416.63	14,400.00	14,700.00	16,000.00
6304 - WISCONSIN RETIREMENT FUND	12,074.09	12,955.40	13,500.00	12,900.00	14,500.00
6306 - HEALTH INSURANCE	34,996.27	33,736.36	33,500.00	33,500.00	30,100.00
6307 - HEALTH INSURANCE ADMIN FEE	0.00	0.00	500.00	500.00	2,400.00
6308 - DENTAL	1,922.10	1,502.30	1,500.00	2,100.00	2,100.00
6310 - LIFE INSURANCE	506.44	589.60	600.00	700.00	700.00
6312 - INCOME CONTINUATION INSURANCE	0.00	0.00	0.00	0.00	0.00
6404 - POSTAGE & SHIPPING	39.20	40.00	0.00	0.00	0.00
6410 - ADVERTISING/MARKETING	7,497.70	11,070.44	10,000.00	10,000.00	10,000.00
6458 - CONFERENCE AND TRAINING	265.00	456.48	1,000.00	1,000.00	1,000.00
6459 - OTHER EMPLOYEE TRAINING	20.00	25.00	100.00	0.00	100.00
6460 - MEMBERSHIP DUES	265.00	265.00	300.00	0.00	100.00
6475 - TELEPHONES	240.00	240.00	300.00	300.00	300.00
6505 - OFFICE SUPPLIES	2,823.45	1,172.02	2,900.00	2,900.00	2,900.00
6507 - BOOKS & PERIODICALS	340.38	371.00	400.00	500.00	600.00
6509 - COMPUTER SUPPLIES	0.00	0.00	0.00	100.00	0.00
6589 - OTHER MATERIALS & SUPPLIES	50.31	0.00	100.00	0.00	100.00
Expense Total	**251,710.45**	**270,314.24**	**272,800.00**	**275,100.00**	**295,500.00**
Grand Total	**77,183.20**	**99,604.08**	**97,900.00**	**112,100.00**	**126,000.00**

ELECTIONS (0100-0060) PERFORMANCE REPORT

DEPARTMENT: ADMINISTRATIVE SERVICES/CITY CLERK

FUND: GENERAL

MISSION STATEMENT

The City Clerk's Office provides election service to voters and candidates so they can participate in the election process.

STRATEGIC PLAN GOALS

1 Promote transparency & communication
2 Continually improve customer service
3
4
5

2019 ACCOMPLISHMENTS

- Voter Registration converted from paper to electronic files
-
-
-
-
-

2020 GOALS

- Implement Absentee Central Count
-
-
-
-

TOTAL REVENUES and EXPENDITURES

	2017 Actuals	2018 Actuals	2019 Adopted	2019 Projected	2020 Adopted
REVENUE TOTAL	**3,431**	**0**	**0**	**0**	**0**
Personnel Exp	48,083	103,523	71,700	55,600	152,100
Operating Exp	21,321	19,501	14,300	15,300	28,300
EXPENSE TOTAL	**69,404**	**123,024**	**86,000**	**70,900**	**180,400**
SURPLUS / DEFICIT	**-65,973**	**-123,024**	**-86,000**	**-70,900**	**-180,400**

BUDGET VARIANCES

KEY PERFORMANCE INDICATORS

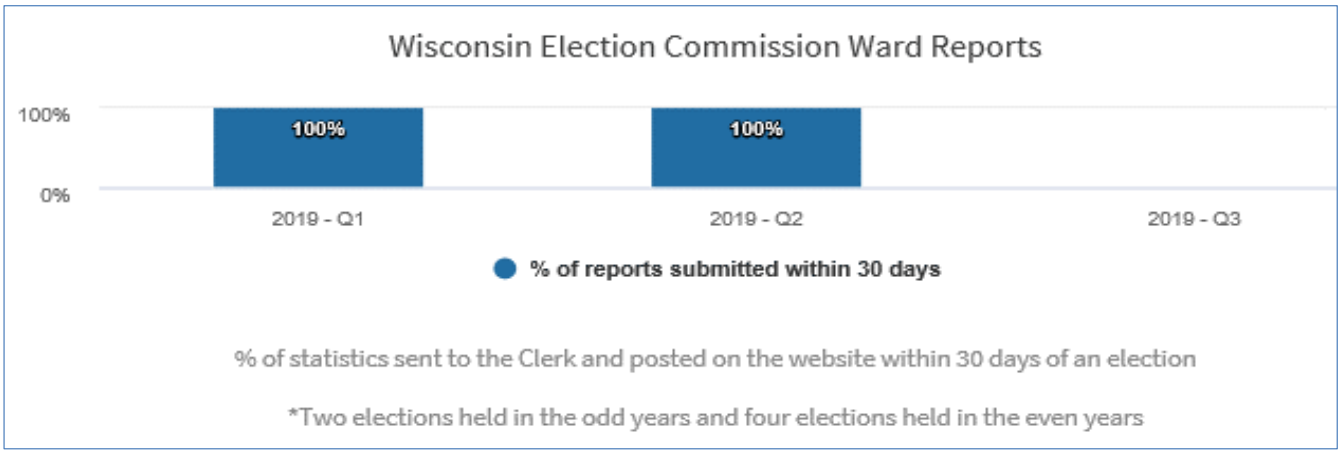

ELECTIONS (0100-0060)

PERSONNEL POSITIONS			
Position Title	Current Budgeted Employees	Current Actual Employees	2020 Proposed Employees
Part-time Employee	1.00	1.00	1.00
Poll Workers	0.00	0.00	0.00
TOTAL PERSONNEL	1.00	1.00	1.00

Contact Information	Pam Ubrig, City Clerk, 920-236-5011, pubrig@ci.oshkosh.wi.us

01000060 - ELECTIONS

	2017 Actuals	2018 Actuals	2019 Original	2019 Projected	2020 Adopted
01000060 - ELECTIONS	**65,973.39**	**123,023.93**	**86,000.00**	**70,900.00**	**180,400.00**
Revenue					
4972 - MISCELLANEOUS REVENUE	-3,430.96	0.00	0.00	0.00	0.00
Revenue Total	**-3,430.96**	**0.00**	**0.00**	**0.00**	**0.00**
Expense					
6102 - REGULAR PAY	8,291.15	13,136.49	0.00	0.00	0.00
6103 - REGULAR PAY - TEMP EMPLOYEE	38,855.45	89,046.58	70,500.00	54,100.00	141,300.00
6302 - FICA - EMPLOYERS SHARE	739.48	1,340.23	1,200.00	1,500.00	10,800.00
6304 - WISCONSIN RETIREMENT FUND	183.33	0.00	0.00	0.00	0.00
6310 - LIFE INSURANCE	13.68	0.00	0.00	0.00	0.00
6402 - AUTO ALLOWANCE	96.30	313.06	200.00	100.00	400.00
6410 - ADVERTISING/MARKETING	313.77	4,532.24	2,000.00	1,500.00	5,000.00
6426 - MAINT MACH/EQUIP/BLDG/STRUCT	3,995.00	3,995.00	4,000.00	4,000.00	4,500.00
6440 - OTHER RENTAL	0.00	160.00	200.00	0.00	400.00
6466 - MISC CONTRACTUAL SERVICES	4,956.89	4,099.12	4,000.00	7,500.00	10,000.00
6475 - TELEPHONES	112.59	150.76	100.00	100.00	200.00
6505 - OFFICE SUPPLIES	11,395.39	4,856.68	3,000.00	1,700.00	7,000.00
6517 - SUPPLIES/REPAIR PARTS	293.12	0.00	300.00	0.00	300.00
6550 - MINOR EQUIPMENT	0.00	289.98	0.00	0.00	0.00
6557 - MEDICAL SUPPLIES	0.00	0.00	0.00	0.00	0.00
6589 - OTHER MATERIALS & SUPPLIES	158.20	1,103.79	500.00	400.00	500.00
Expense Total	**69,404.35**	**123,023.93**	**86,000.00**	**70,900.00**	**180,400.00**
Grand Total	**65,973.39**	**123,023.93**	**86,000.00**	**70,900.00**	**180,400.00**

FINANCE (0100-0071) PERFORMANCE REPORT

DEPARTMENT: FINANCE

FUND: GENERAL

MISSION STATEMENT

The mission of the Finance Department is to maintain the integrity of the City through financial services, timely information and analysis, innovation, financial management, and appropriate controls. Our goals are to: (1) accurately record & report all transactions, (2) prudently manage all cash and investments, (3) responsibly execute borrowings, (4) prudently manage the financial operations of the three Utilities, and (5) assist internal and external customers with finance related issues, challenges, and opportunities to the best of our ability.

STRATEGIC PLAN GOALS

1 Execute the plan to reduce City's GO obligation debt to 70%

2 Apply strategic plan initiative to annual budget planning and funding process

3 Continue implementation of ERP

4 Utilize CIP scoring system to prioritize projects and maximize funding

5 Participate in the structural review of health insurance and benefit package

2019 ACCOMPLISHMENTS

-
-
-
-

2020 GOALS

-
-
-
-

TOTAL REVENUES and EXPENDITURES

	2017 Actuals	2018 Actuals	2019 Adopted	2019 Projected	2020 Adopted
REVENUE TOTAL	**0**	**0**	**0**	**0**	**0**
Personnel Exp	1,114,311	1,129,737	1,231,700	1,211,400	988,300
Operating Exp	9,682	59,235	11,800	31,200	28,800
EXPENSE TOTAL	**1,123,993**	**1,188,972**	**1,243,500**	**1,242,600**	**1,017,100**
SURPLUS / DEFICIT	**-1,123,993**	**-1,188,972**	**-1,243,500**	**-1,242,600**	**-1,017,100**

BUDGET VARIANCES

KEY PERFORMANCE INDICATORS

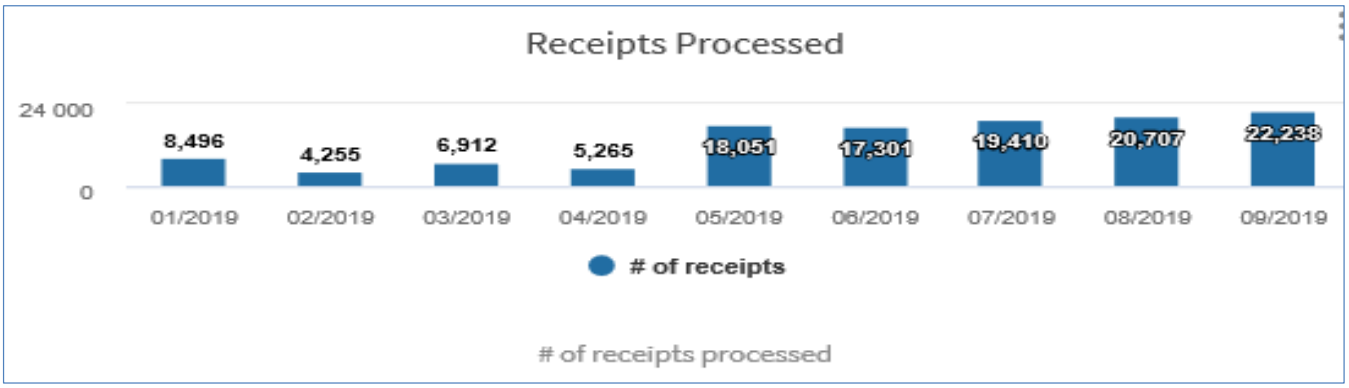

KEY PERFORMANCE INDICATORS (continued)



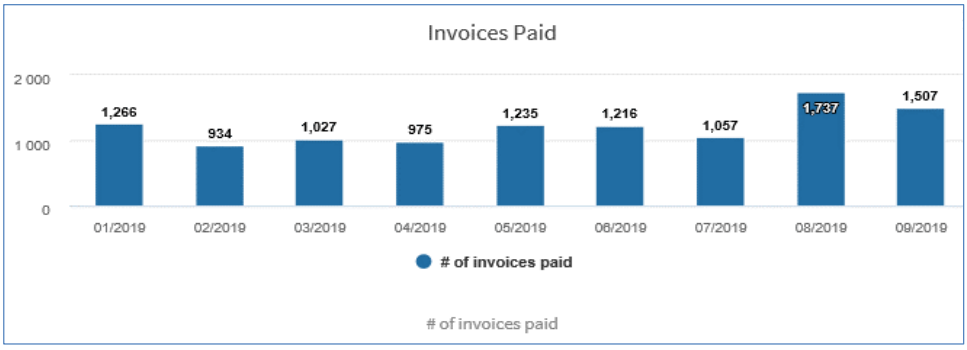

PERSONNEL POSITIONS

Position Title	Current Budgeted Employees	Current Actual Employees	2020 Proposed Employees
Director of Finance	1.00	1.00	1.00
Assistant Finance Director	1.00	1.00	1.00
Financial Utility Manager	1.00	1.00	0.00
Financial Accounting Manager	1.00	1.00	1.00
Administrative Assistant	1.00	1.00	1.00
Payroll Coordinator	1.00	1.00	1.00
Staff Accountant	1.00	1.00	1.00
Financial Specialist	1.00	1.00	1.00
Account Clerk II	4.00	4.00	3.00
Account Clerk I	1.00	1.00	0.00
Cashier	2.00	2.00	2.00
Regular Pay - Temp Employee	0.00	1.00	0.00
TOTAL PERSONNEL	15.00	16.00	12.00

Contact Information

Russ Van Gompel, Director of Finance,
920-236-5006, rvangompel@ci.oshkosh.wi.us

01000071 - FINANCE ADMINISTRATION

	2017 Actuals	2018 Actuals	2019 Original	2019 Projected	2020 Adopted
01000071 - FINANCE ADMINISTRATION	**1,123,993.38**	**1,188,972.13**	**1,243,500.00**	**1,242,600.00**	**1,017,100.00**
Expense					
6102 - REGULAR PAY	781,652.10	792,821.83	846,300.00	848,300.00	717,700.00
6103 - REGULAR PAY - TEMP EMPLOYEE	297.93	297.92	0.00	4,000.00	0.00
6104 - OVERTIME PAY	1,957.05	241.69	7,300.00	7,300.00	7,500.00
6302 - FICA - EMPLOYERS SHARE	56,401.48	56,722.78	64,300.00	62,600.00	53,500.00
6304 - WISCONSIN RETIREMENT FUND	52,680.81	52,703.39	55,900.00	56,200.00	48,900.00
6306 - HEALTH INSURANCE	208,078.02	211,873.36	238,500.00	214,600.00	140,600.00
6307 - HEALTH INSURANCE ADMIN FEE	0.00	0.00	1,700.00	1,700.00	8,100.00
6308 - DENTAL	11,143.22	13,144.28	15,400.00	14,500.00	10,300.00
6310 - LIFE INSURANCE	2,100.41	1,932.24	2,300.00	2,200.00	1,700.00
6312 - INCOME CONTINUATION INSURANCE	0.00	0.00	0.00	0.00	0.00
6401 - CONTRACTUAL SERVICES	0.00	0.00	0.00	0.00	0.00
6402 - AUTO ALLOWANCE	960.00	971.20	1,000.00	1,000.00	1,000.00
6404 - POSTAGE & SHIPPING	4.33	6.70	0.00	0.00	0.00
6407 - CLOUD BASED COMPUTER SERVICES	0.00	0.00	0.00	0.00	13,500.00
6446 - CONTRACTUAL EMPLOYMENT	0.00	35,651.72	0.00	19,000.00	0.00
6458 - CONFERENCE AND TRAINING	2,847.22	4,156.03	4,000.00	4,400.00	8,000.00
6459 - OTHER EMPLOYEE TRAINING	135.00	0.00	400.00	400.00	400.00
6460 - MEMBERSHIP DUES	534.00	649.00	700.00	900.00	1,000.00
6464 - CASH OVER / SHORT	0.00	748.74	500.00	500.00	500.00
6466 - MISC CONTRACTUAL SERVICES	38.61	0.00	0.00	0.00	0.00
6469 - UNCOLLECTIBLE ACCOUNTS	0.00	10,916.89	0.00	600.00	0.00
6475 - TELEPHONES	240.00	240.00	200.00	200.00	300.00
6496 - LICENSES AND PERMITS	82.00	0.00	100.00	100.00	100.00
6505 - OFFICE SUPPLIES	3,760.36	4,604.65	4,200.00	3,500.00	3,500.00
6507 - BOOKS & PERIODICALS	117.39	722.21	700.00	200.00	500.00
6509 - COMPUTER SUPPLIES	0.00	71.46	0.00	100.00	0.00
6550 - MINOR EQUIPMENT	869.25	496.04	0.00	300.00	0.00
6589 - OTHER MATERIALS & SUPPLIES	94.20	0.00	0.00	0.00	0.00
Expense Total	**1,123,993.38**	**1,188,972.13**	**1,243,500.00**	**1,242,600.00**	**1,017,100.00**
Grand Total	**1,123,993.38**	**1,188,972.13**	**1,243,500.00**	**1,242,600.00**	**1,017,100.00**

PURCHASING (0100-0090) PERFORMANCE REPORT

DEPARTMENT: ADMINISTRATIVE SERVICES

FUND: GENERAL

MISSION STATEMENT

The Purchasing Division's mission is to acquire commodities and services for the City in an effective, efficient, and impartial manner. Specific objectives include: (a) ensuring fair and equitable treatment of all vendors and persons who deal with the procurement process, (b) fostering public confidence in these purchasing procedures through the use of modern and professional business tools, and (c) securing the advantages and economies derived from a centralized/standardized purchasing system.

STRATEGIC PLAN GOALS

1. Enhance the effectiveness of our City Government: maximize our financial position based on our capabilities and limitations.
2.
3.

2019 ACCOMPLISHMENTS

- Researched/recommended improvements to automate/expedite organizational agreements.
- Coordinated solicitations/procurements of 2019 CIP equipment, vehicles and projects.
- Coordinated RFP's for Lakeshore Master Plan & Little Oshkosh Menominee Park Playground.
- Coordinated annual HVAC/Roofing replacement projects for all non-utility buildings.
- Coordinated bids for Spanbauer Field and Rainbow Park ball diamond improvements.

2020 GOALS

- Coordinate renewal of statewide cooperative contract for medical supplies.
- Coordinate solicitations/procurement of 2020 CIP equipment, vehicles and projects.
- Pursue more cooperative purchasing opportunities to save costs/expedite procurements.
- Explore methods to streamline the P-Card reconciliation process with departments.
- Continue process improvement meetings with Finance, Accounting & IT.

TOTAL REVENUES and EXPENDITURES

	2017 Actuals	2018 Actuals	2019 Adopted	2019 Projected	2020 Adopted
REVENUE TOTAL	**0**	**0**	**0**	**0**	**0**
Personnel Exp	238,220	238,035	246,100	247,200	253,200
Operating Exp	4,622	6,427	6,100	5,600	6,100
EXPENSE TOTAL	**242,842**	**244,462**	**252,200**	**252,800**	**259,300**
SURPLUS / DEFICIT	**-242,842**	**-244,462**	**-252,200**	**-252,800**	**-259,300**

BUDGET VARIANCES

KEY PERFORMANCE INDICATORS

Annual estimated cost savings derived from the procurement function
(Savings are defined as cost avoidance (NASPO formula) for bids and quotes, cooperative purchasing savings, P-Card program rebates and OshBuy/Surplus revenue)

*This KPI will be visible when annual data has been accrued

PURCHASING (0100-0090)

PERSONNEL POSITIONS			
Position Title	Current Budgeted Employees	Current Actual Employees	2020 Proposed Employees
General Services Manager	1.00	1.00	1.00
Senior Buyer	1.00	1.00	1.00
Office Assistant	1.00	1.00	1.00
TOTAL PERSONNEL	3.00	3.00	3.00

Contact Information	Jon G. Urben, General Services Manager, 920-236-5100, jurben@ci.oshkosh.wi.us

01000090 - PURCHASING DIVISION

	2017 Actuals	2018 Actuals	2019 Original	2019 Projected	2020 Adopted
01000090 - PURCHASING DIVISION	**242,841.78**	**244,461.98**	**252,200.00**	**252,800.00**	**259,300.00**
Expense					
6102 - REGULAR PAY	173,254.39	179,279.29	187,000.00	188,200.00	194,000.00
6104 - OVERTIME PAY	3.60	461.95	300.00	0.00	300.00
6302 - FICA - EMPLOYERS SHARE	12,752.76	13,348.23	14,100.00	14,200.00	14,500.00
6304 - WISCONSIN RETIREMENT FUND	11,778.17	12,035.58	12,300.00	12,400.00	13,100.00
6306 - HEALTH INSURANCE	38,294.26	30,838.20	29,800.00	29,800.00	26,800.00
6307 - HEALTH INSURANCE ADMIN FEE	0.00	0.00	500.00	500.00	2,400.00
6308 - DENTAL	1,699.78	1,456.79	1,400.00	1,400.00	1,400.00
6310 - LIFE INSURANCE	437.02	614.74	700.00	700.00	700.00
6312 - INCOME CONTINUATION INSURANCE	0.00	0.00	0.00	0.00	0.00
6410 - ADVERTISING/MARKETING	1,747.13	3,427.33	2,500.00	2,500.00	2,500.00
6458 - CONFERENCE AND TRAINING	584.57	1,188.99	1,400.00	700.00	1,400.00
6459 - OTHER EMPLOYEE TRAINING	142.20	39.95	100.00	100.00	100.00
6460 - MEMBERSHIP DUES	420.00	723.00	500.00	500.00	500.00
6475 - TELEPHONES	240.00	240.00	200.00	200.00	200.00
6505 - OFFICE SUPPLIES	1,487.90	807.93	1,400.00	1,400.00	1,400.00
6509 - COMPUTER SUPPLIES	0.00	0.00	0.00	200.00	0.00
6589 - OTHER MATERIALS & SUPPLIES	0.00	0.00	0.00	0.00	0.00
Expense Total	**242,841.78**	**244,461.98**	**252,200.00**	**252,800.00**	**259,300.00**
Grand Total	**242,841.78**	**244,461.98**	**252,200.00**	**252,800.00**	**259,300.00**

INFORMATION TECHNOLOGY (0100-0110) PERFORMANCE REPORT

DEPARTMENT: ADMINISTRATIVE SERVICES

FUND: GENERAL

MISSION STATEMENT

The Information Technology Division will provide the highest quality technology-based services as well as Geographic Information System (GIS) design & administration and printing, mailing, shipping in the most cost-effective manner to facilitate the internal support services, governance, and community service for the City of Oshkosh and its Citizenry.

STRATEGIC PLAN GOALS

1. Enhance Effectiveness of our Government - Improve Our Internal and External Communication
2. Enhance Effectiveness of our Government - Improve Our Technology
3. Improve and Maintain our Infrastructure - Update and Maintain Our City Equipment
4. Improve and Maintain our Infrastructure - Support the Improvement of the Community's Telecommunication Infrastructure

2019 ACCOMPLISHMENTS

- Implemented Utility Billing & Tax modules of new ERP system.
- Migrated utility documents into electronic document management and GIS integration
-
-

2020 GOALS

- Install major technology upgrade to ERP & train end users.
- Upgrade & expand utilization of network video recording system.
- Work with Police Department to create a voluntary business & residential camera registration system.
-

TOTAL REVENUES and EXPENDITURES

	2017 Actuals	2018 Actuals	2019 Adopted	2019 Projected	2020 Adopted
REVENUE TOTAL	**168,500**	**130,500**	**130,500**	**130,500**	**130,500**
Personnel Exp	631,095	599,283	629,700	637,100	708,800
Operating Exp	723,872	652,077	637,400	638,800	681,100
EXPENSE TOTAL	**1,354,967**	**1,251,360**	**1,267,100**	**1,275,900**	**1,389,900**
SURPLUS / DEFICIT	**-1,186,467**	**-1,120,860**	**-1,136,600**	**-1,145,400**	**-1,259,400**

BUDGET VARIANCES

Increase in 2019 projected and 2020 proposed personnel expenses due to staff/benefit incr.

Increase in 2020 proposed operating expenses due to increased capital outlay.

KEY PERFORMANCE INDICATORS

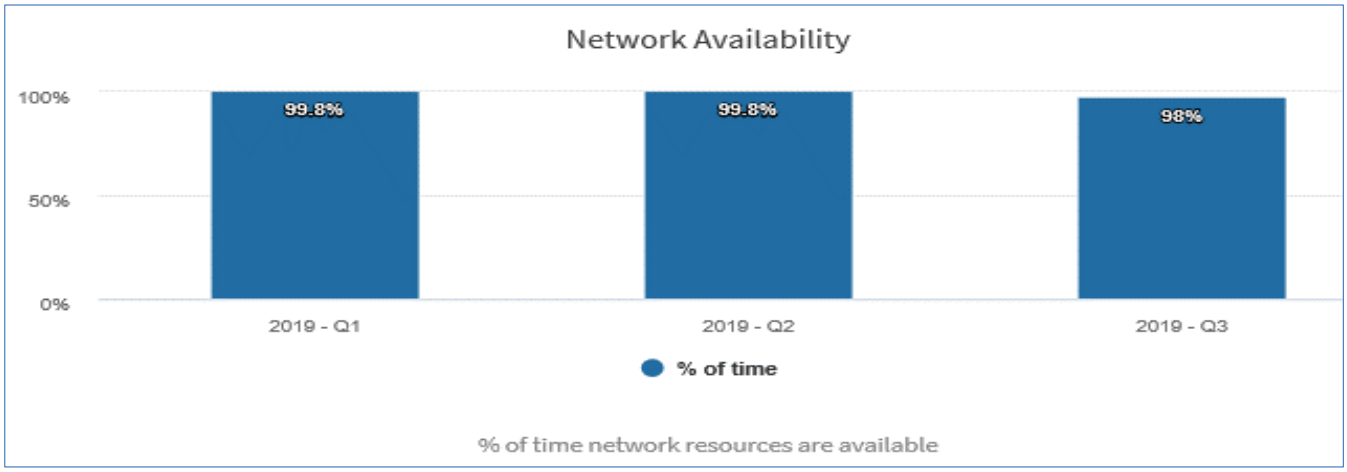

KEY PERFORMANCE INDICATORS (continued)

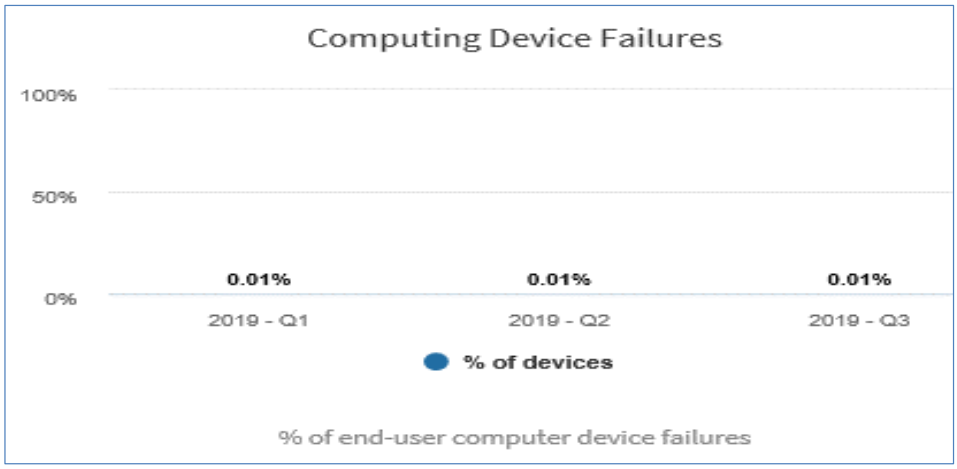

PERSONNEL POSITIONS

Position Title	Current Budgeted Employees	Current Actual Employees	2020 Proposed Employees
Info Tech Manager	1.00	1.00	1.00
Network Specialist	1.00	1.00	1.00
Systems Analyst/Web Developer	2.00	2.00	2.00
GIS Administrator	0.40	0.40	0.40
Desktop Support Tech	1.00	1.00	1.00
Telecommunications Specialist	1.00	1.00	1.00
Tech Support Services Coord	1.00	1.00	1.00
TOTAL PERSONNEL	7.40	7.40	7.40

Contact Information

Tony Neumann, Information Technology Manager,
920-236-5148, tneumann@ci.oshkosh.wi.us

01000110 - INFORMATION TECHNOLOGY DIV

	2017 Actuals	2018 Actuals	2019 Original	2019 Projected	2020 Adopted
01000110 - INFORMATION TECHNOLOGY DIV	**1,186,467.17**	**1,120,859.88**	**1,136,600.00**	**1,145,400.00**	**1,259,400.00**
Revenue					
4822 - SERVICE CHARGE - IT	-168,500.00	-130,500.00	-130,500.00	-130,500.00	-130,500.00
Revenue Total	**-168,500.00**	**-130,500.00**	**-130,500.00**	**-130,500.00**	**-130,500.00**
Expense					
6102 - REGULAR PAY	444,357.28	427,002.49	449,800.00	453,400.00	499,500.00
6104 - OVERTIME PAY	156.41	3.82	0.00	0.00	0.00
6302 - FICA - EMPLOYERS SHARE	32,348.19	31,253.73	33,200.00	33,500.00	36,700.00
6304 - WISCONSIN RETIREMENT FUND	30,218.22	28,573.87	29,500.00	29,800.00	33,600.00
6306 - HEALTH INSURANCE	115,962.28	104,790.26	108,100.00	111,200.00	123,100.00
6307 - HEALTH INSURANCE ADMIN FEE	0.00	0.00	1,100.00	1,100.00	6,500.00
6308 - DENTAL	6,974.41	7,119.56	7,200.00	7,400.00	8,500.00
6310 - LIFE INSURANCE	1,078.22	539.14	800.00	700.00	900.00
6312 - INCOME CONTINUATION INSURANCE	0.00	0.00	0.00	0.00	0.00
6401 - CONTRACTUAL SERVICES	2,312.00	237.08	600.00	600.00	600.00
6402 - AUTO ALLOWANCE	441.79	409.91	500.00	500.00	500.00
6404 - POSTAGE & SHIPPING	70,486.32	56,685.75	55,400.00	55,400.00	55,400.00
6406 - COMPUTER SERVICE CHARGES	21,529.28	18,856.71	18,100.00	8,500.00	9,400.00
6407 - CLOUD BASED COMPUTER SERVICES	133,035.30	141,146.75	141,300.00	141,100.00	147,700.00
6424 - MAINTENANCE OFFICE EQUIPMENT	19,386.87	17,076.83	17,100.00	20,200.00	20,900.00
6426 - MAINT MACH/EQUIP/BLDG/STRUCT	27,127.44	11,028.48	11,100.00	10,400.00	5,100.00
6427 - MAINTENANCE COMPUTER SOFTWARE	190,175.53	191,241.92	188,600.00	198,800.00	202,800.00
6432 - EQUIPMENT RENTAL	41,132.09	41,552.17	38,900.00	38,900.00	35,800.00
6440 - OTHER RENTAL	0.00	0.00	2,400.00	0.00	0.00
6458 - CONFERENCE AND TRAINING	1,736.27	4,623.44	6,200.00	4,300.00	6,200.00
6459 - OTHER EMPLOYEE TRAINING	0.00	0.00	0.00	1,900.00	0.00
6460 - MEMBERSHIP DUES	1,750.00	1,950.00	1,800.00	1,800.00	1,800.00
6475 - TELEPHONES	18,569.70	21,629.51	22,000.00	22,100.00	22,600.00
6496 - LICENSES AND PERMITS	210.00	210.00	200.00	100.00	100.00
6505 - OFFICE SUPPLIES	8,121.87	10,903.45	18,000.00	18,000.00	19,500.00
6506 - SOFTWARE SUPPLIES	7,433.87	11,044.58	13,200.00	14,400.00	4,000.00
6507 - BOOKS & PERIODICALS	0.00	0.00	0.00	300.00	300.00
6509 - COMPUTER SUPPLIES	1,402.24	1,795.10	4,500.00	4,500.00	6,300.00
6517 - SUPPLIES/REPAIR PARTS	681.87	1,271.11	1,400.00	1,000.00	1,400.00
6545 - TOOLS & SHOP MATERIALS	0.00	492.99	0.00	0.00	0.00
6550 - MINOR EQUIPMENT	90,948.24	80,267.63	95,100.00	95,000.00	94,000.00
6589 - OTHER MATERIALS & SUPPLIES	417.10	927.38	1,000.00	1,000.00	1,000.00
7202 - OFFICE EQUIPMENT	63,997.98	26,401.14	0.00	0.00	36,800.00
7230 - COMPUTER SOFTWARE	22,976.40	12,325.08	0.00	0.00	8,900.00
Expense Total	**1,354,967.17**	**1,251,359.88**	**1,267,100.00**	**1,275,900.00**	**1,389,900.00**
Grand Total	**1,186,467.17**	**1,120,859.88**	**1,136,600.00**	**1,145,400.00**	**1,259,400.00**

INSURANCE (0100-0120) PERFORMANCE REPORT

DEPARTMENT: ADMINISTRATIVE SERVICES / HUMAN RESOURCES

FUND: GENERAL

MISSION STATEMENT

The risk management operation is responsible for securing insurance coverage for city property and activities. The types of insurance include: Workers Compensation, General Liability, Police Professional, Fleet Liability, Public Officials, Employee Dishonesty & Crime, Property & Contractors Equipment, Fleet Comprehensive & Collision, Boiler & Machinery, Tank Liability, and Pollution Liability. This is a cooperative process with the assistance of several City Departments.

STRATEGIC PLAN GOALS

1 Enhance the Effectiveness of our City Government: Maximize our Financial Position Based on our Capabilities & Limitations

2

3

4

2019 ACCOMPLISHMENTS

- Implemented cyber liability coverage.
-
-
-
-

2020 GOALS

- Utilize asset management module to manage fleet and property insurance premiums.
-
-
-

TOTAL REVENUES and EXPENDITURES

	2017 Actuals	2018 Actuals	2019 Adopted	2019 Projected	2020 Adopted
REVENUE TOTAL	**0**	**0**	**0**	**0**	**0**
Personnel Exp	0	0	0	0	0
Operating Exp	516,503	690,531	740,000	734,900	653,900
EXPENSE TOTAL	**516,503**	**690,531**	**740,000**	**734,900**	**653,900**
SURPLUS / DEFICIT	**-516,503**	**-690,531**	**-740,000**	**-734,900**	**-653,900**

BUDGET VARIANCES

KEY PERFORMANCE INDICATORS

Contact Information

Paul Greeninger, Safety and Risk Management Officer,
920-236-5117, pgreeninger@ci.oshkosh.wi.us

01000120 - INSURANCE

	2017 Actuals	2018 Actuals	2019 Original	2019 Projected	2020 Adopted
01000120 - INSURANCE	**516,503.32**	**690,531.31**	**740,000.00**	**734,900.00**	**653,900.00**
Revenue					
4972 - MISCELLANEOUS REVENUE	0.00	0.00	0.00	0.00	0.00
Revenue Total	**0.00**	**0.00**	**0.00**	**0.00**	**0.00**
Expense					
6480 - FIXED CHARGES	15,920.16	35,080.31	40,000.00	40,000.00	40,000.00
6481 - WORKERS COMPENSATION	207,400.00	292,000.00	303,125.00	303,100.00	239,000.00
6482 - BUILDING & CONTENTS	17,296.00	46,200.00	45,675.00	45,700.00	38,300.00
6483 - COMPREHENSIVE LIABILITY	211,606.16	223,407.00	239,100.00	239,100.00	226,900.00
6484 - CYBER LIABILITY INSURANCE PREM	0.00	0.00	15,000.00	15,000.00	10,500.00
6485 - VEHICLE INSURANCE	63,221.00	91,824.00	96,300.00	91,500.00	97,900.00
6488 - EMPLOYEE BONDS	660.00	1,720.00	500.00	100.00	1,000.00
6494 - BOILER INSURANCE	400.00	300.00	300.00	400.00	300.00
Expense Total	**516,503.32**	**690,531.31**	**740,000.00**	**734,900.00**	**653,900.00**
Grand Total	**516,503.32**	**690,531.31**	**740,000.00**	**734,900.00**	**653,900.00**

FACILITIES MAINTENANCE (0100-0130) PERFORMANCE REPORT

DEPARTMENT: ADMINISTRATIVE SERVICES

FUND: GENERAL

MISSION STATEMENT

The mission of Facilities Maintenance is to maintain the division's facilities to ensure their environments will support the goals of these buildings in a safe, clean, effective, and efficient manner.

STRATEGIC PLAN GOALS

1 Improve and Maintain our Infrastructure:
2 Improve our City Buildings and Improve Energy Efficiency;
3 Update and Maintain our City Equipment
4
5

2019 ACCOMPLISHMENTS

- Coordinated Police Department Firing Range Renovations.
- Coordinated replacement of Safety Building Emergency Generator.
- Assisted in Police Space Needs study and Fire Training Facility Assessment study.
- Coordinated renovations/updates to Fire Department Station 18.
- Coordinated Museum Carriage House Roof Replacement.
- Coordinated Transit Building Electric and Bus Wash HVAC Improvements.

2020 GOALS

- Continue to coordinate HVAC/Roofing projects according to replacement schedule.
- Facilitate CIP property improvement projects for General Services' buildings.
- Continue to refine/update City Hall security protocols and make recommendations.
- Continue to address maintenance needs and projects at General Services' Buildings.
-

TOTAL REVENUES and EXPENDITURES

	2017 Actuals	2018 Actuals	2019 Adopted	2019 Projected	2020 Adopted
REVENUE TOTAL	**0**	**0**	**0**	**0**	**0**
Personnel Exp	372,186	375,439	379,800	378,500	386,300
Operating Exp	320,626	338,901	340,800	341,900	361,800
EXPENSE TOTAL	**692,812**	**714,340**	**720,600**	**720,400**	**748,100**
SURPLUS / DEFICIT	**-692,812**	**-714,340**	**-720,600**	**-720,400**	**-748,100**

BUDGET VARIANCES

2020 proposed operating expenses increase is due to new AEDs (6550) & utilities.

KEY PERFORMANCE INDICATORS

KEY PERFORMANCE INDICATORS (continued)

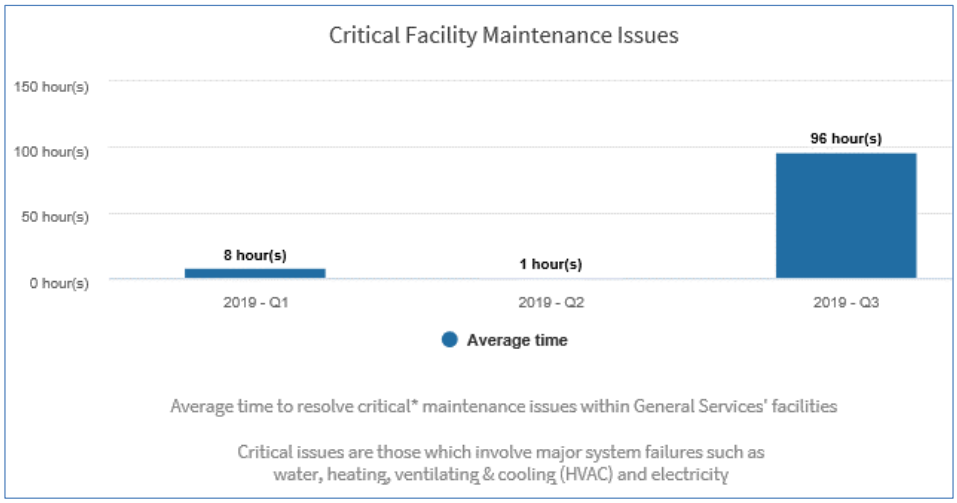

PERSONNEL POSITIONS

Position Title	Current Budgeted Employees	Current Actual Employees	2020 Proposed Employees
Maintenance Coordinator	1.00	1.00	1.00
Building Maintenance Custodian	4.00	4.00	4.00
Custodian (P.T.)	0.80	0.80	0.80
TOTAL PERSONNEL	5.80	5.80	5.80

Contact Information	Jon G. Urben, General Services Manager, 920-236-5100, jurben@ci.oshkosh.wi.us

01000130 - FACILITY MAINTENANCE DIVISION

	2017 Actuals	2018 Actuals	2019 Original	2019 Projected	2020 Adopted
01000130 - FACILITY MAINTENANCE DIVISION	**692,812.24**	**714,340.15**	**720,600.00**	**720,400.00**	**748,100.00**
Expense					
6102 - REGULAR PAY	242,974.30	254,591.71	257,100.00	257,700.00	265,200.00
6104 - OVERTIME PAY	98.53	1,658.93	2,500.00	2,500.00	2,600.00
6302 - FICA - EMPLOYERS SHARE	17,023.74	18,492.31	19,100.00	17,600.00	19,500.00
6304 - WISCONSIN RETIREMENT FUND	16,524.06	17,159.33	17,000.00	15,800.00	18,100.00
6306 - HEALTH INSURANCE	89,872.41	78,711.36	78,300.00	78,300.00	70,300.00
6307 - HEALTH INSURANCE ADMIN FEE	0.00	0.00	900.00	900.00	4,900.00
6308 - DENTAL	4,494.48	3,592.45	3,500.00	4,200.00	4,200.00
6310 - LIFE INSURANCE	1,198.80	1,233.16	1,400.00	1,500.00	1,500.00
6312 - INCOME CONTINUATION INSURANCE	0.00	0.00	0.00	0.00	0.00
6401 - CONTRACTUAL SERVICES	10,174.00	8,377.48	10,000.00	10,000.00	10,000.00
6418 - REPAIRS TO MOTOR VEHICLES	350.00	260.00	100.00	100.00	100.00
6420 - REPAIRS TO TOOLS & EQUIP	84.70	103.39	100.00	100.00	100.00
6426 - MAINT MACH/EQUIP/BLDG/STRUCT	53,056.32	77,198.03	64,000.00	64,000.00	64,000.00
6445 - LAND FILL FEES	59.00	203.58	100.00	200.00	200.00
6448 - SPECIAL SERVICES	1,026.13	1,342.56	1,000.00	1,000.00	1,000.00
6458 - CONFERENCE AND TRAINING	0.00	123.15	500.00	200.00	500.00
6460 - MEMBERSHIP DUES	324.00	344.00	400.00	400.00	400.00
6466 - MISC CONTRACTUAL SERVICES	1,266.75	0.00	0.00	0.00	0.00
6471 - ELECTRICITY	133,985.75	125,429.57	135,000.00	130,000.00	137,000.00
6472 - SEWER SERVICE	6,188.27	6,517.90	6,200.00	6,200.00	6,700.00
6473 - WATER SERVICE	8,031.09	8,097.63	9,500.00	9,900.00	10,400.00
6474 - GAS SERVICE	52,697.51	57,205.13	59,000.00	62,500.00	66,500.00
6475 - TELEPHONES	963.22	1,206.04	1,500.00	1,500.00	1,500.00
6476 - STORM SEWER	13,747.28	14,777.47	13,900.00	14,800.00	15,800.00
6496 - LICENSES AND PERMITS	1,994.25	1,910.00	1,800.00	1,800.00	1,800.00
6499 - MISC FIXED CHARGES	205.00	205.00	200.00	200.00	200.00
6503 - CLOTHING	0.00	0.00	200.00	0.00	600.00
6505 - OFFICE SUPPLIES	200.20	237.82	300.00	300.00	300.00
6507 - BOOKS & PERIODICALS	70.00	0.00	0.00	0.00	0.00
6513 - MOTOR OIL (LUBRICANTS)	69.67	0.00	0.00	0.00	0.00
6517 - SUPPLIES/REPAIR PARTS	7,184.43	5,314.50	5,300.00	5,300.00	5,300.00
6518 - FUEL/PROPANE/OTHER GASES	0.00	0.00	0.00	0.00	0.00
6519 - TIRES, TUBES & RIMS	0.00	243.98	0.00	0.00	0.00
6527 - JANITORIAL SUPPLIES	11,670.91	13,675.78	15,000.00	15,000.00	15,000.00
6529 - CHEMICALS	2,767.45	2,071.16	2,500.00	2,500.00	2,500.00
6535 - LANDSCAPING SUPPLIES	0.00	544.00	0.00	0.00	0.00
6537 - SAFETY EQUIPMENT	134.97	542.88	200.00	200.00	200.00
6545 - TOOLS & SHOP MATERIALS	975.77	1,043.09	1,000.00	1,000.00	1,000.00
6550 - MINOR EQUIPMENT	263.96	834.95	1,000.00	2,700.00	6,200.00
6555 - ENVIRONMENTAL SUPPLIES	51.96	37.98	100.00	100.00	100.00
6565 - STONE/GRAVEL/CONCRETE/ASPHALT	0.00	0.00	0.00	0.00	2,500.00
6589 - OTHER MATERIALS & SUPPLIES	13,083.33	11,053.83	11,900.00	11,900.00	11,900.00
Expense Total	**692,812.24**	**714,340.15**	**720,600.00**	**720,400.00**	**748,100.00**
Grand Total	**692,812.24**	**714,340.15**	**720,600.00**	**720,400.00**	**748,100.00**

INDEPENDENT AUDIT (0100-0140) PERFORMANCE REPORT

DEPARTMENT: FINANCE

FUND: GENERAL

MISSION STATEMENT

The purpose of this fund is to account for the General Fund Portion of the required City Audit. This budget is part of the Finance Department and performance measures for this function are included in that budget.

STRATEGIC PLAN GOALS

1
2
3
4
5

2019 ACCOMPLISHMENTS

.
.
.
.
.

2020 GOALS

.
.
.
.
.

TOTAL REVENUES and EXPENDITURES

	2017 Actuals	2018 Actuals	2019 Adopted	2019 Projected	2020 Adopted
REVENUE TOTAL	**0**	**0**	**0**	**0**	**0**
Personnel Exp	0	0	0	0	0
Operating Exp	17,994	28,710	25,000	25,000	26,500
EXPENSE TOTAL	**17,994**	**28,710**	**25,000**	**25,000**	**26,500**
SURPLUS / DEFICIT	**-17,994**	**-28,710**	**-25,000**	**-25,000**	**-26,500**

BUDGET VARIANCES

KEY PERFORMANCE INDICATORS

Contact Information

Russ Van Gompel, Director of Finance,
920-236-5005, rvangompel@ci.oshkosh.wi.us

01000140 - INDEPENDENT AUDIT

	2017 Actuals	2018 Actuals	2019 Original	2019 Projected	2020 Adopted
01000140 - INDEPENDENT AUDIT	**17,993.50**	**28,709.55**	**25,000.00**	**25,000.00**	**26,500.00**
6414 - AUDITING	17,993.50	28,709.55	25,000.00	25,000.00	26,500.00
Expense Total	**17,993.50**	**28,709.55**	**25,000.00**	**25,000.00**	**26,500.00**
Grand Total	**17,993.50**	**28,709.55**	**25,000.00**	**25,000.00**	**26,500.00**

OSHKOSH MEDIA (0100-0150) PERFORMANCE REPORT

DEPARTMENT: ADMINISTRATIVE SERVICES

FUND: GENERAL

MISSION STATEMENT

To carry out the mission and objectives of the government access (Gov TV) and community access (Life TV) television channels of Oshkosh Media (OM).

STRATEGIC PLAN GOALS

1 Enhance the Effectiveness of our City Government:
2 Improve our Internal and External Communication Systems
3
4

2019 ACCOMPLISHMENTS

- Received four excellence awards in the 2019 "Best of the Midwest" video competition.
- Launched Oshkosh Media Roku and Apple TV channels.
- Expanded efforts to boost social media interaction and content.
- Completed Oshkosh Fire Department recruitment video.
- Completed GO Transit PSA's to promote ridership and how to use on-bus bike racks.
- Established City social media administrators working group to share/learn ideas.

2020 GOALS

- Complete installation of new studio control room audio/visual equipment and systems.
- Continue to manage and promote Polco citizen engagement tool to increase public input.
- Expand reach on social media through strategic measures and evaluate response.
- Complete policy for city website management process and protocols.
-

TOTAL REVENUES and EXPENDITURES

	2017 Actuals	2018 Actuals	2019 Adopted	2019 Projected	2020 Adopted
REVENUE TOTAL	**4,167**	**2,665**	**3,600**	**1,020**	**150**
Personnel Exp	220,483	229,809	233,300	234,200	238,300
Operating Exp	5,720	6,020	6,600	13,500	12,600
EXPENSE TOTAL	**226,203**	**235,829**	**239,900**	**247,700**	**250,900**
SURPLUS / DEFICIT	**-222,036**	**-233,165**	**-236,300**	**-246,680**	**-250,750**

BUDGET VARIANCES

2019 Projected & 2020 Proposed operating budget increases due to Polco subscription being moved from the HR budget.

KEY PERFORMANCE INDICATORS

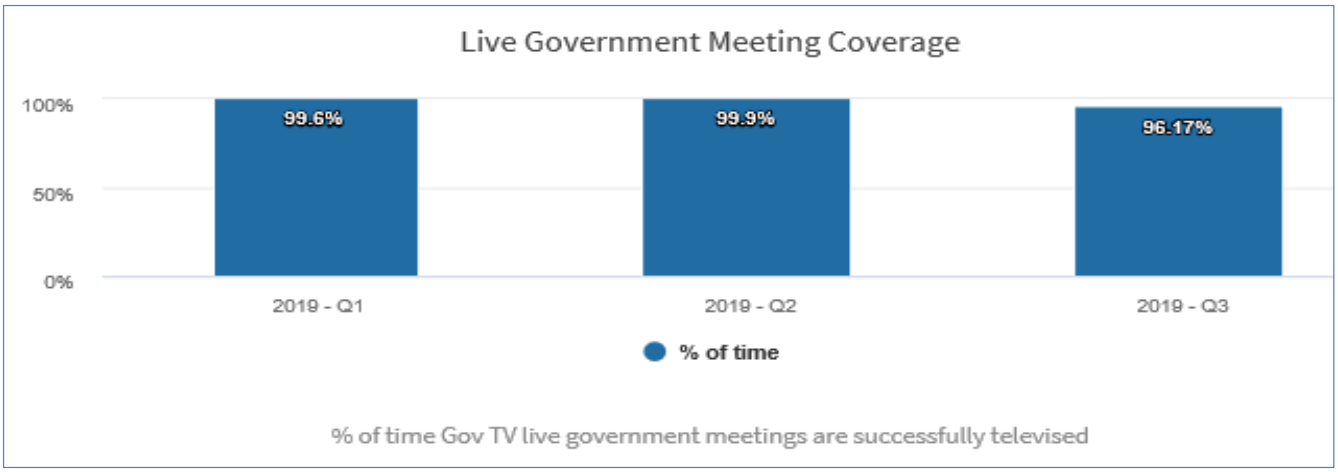

KEY PERFORMANCE INDICATORS (continued)

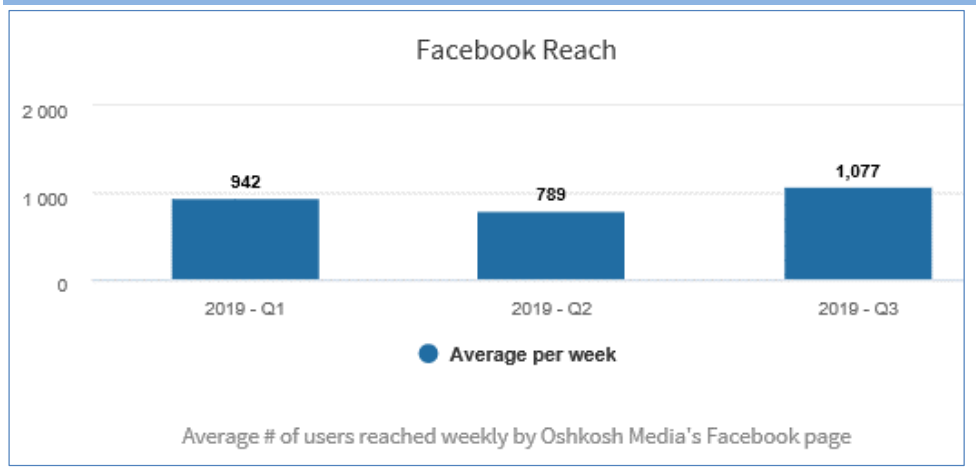

PERSONNEL POSITIONS

Position Title	Current Budgeted Employees	Current Actual Employees	2020 Proposed Employees
Media Services Coordinator	1.00	1.00	1.00
Communications Coordinator	1.00	1.00	1.00
Video Editing Technician	1.00	1.00	1.00
TOTAL PERSONNEL	3.00	3.00	3.00

Contact Information

Jon G. Urben, General Services Manager,
920-236-5100, jurben@ci.oshkosh.wi.us

01000150 - OSHKOSH MEDIA

	2017 Actuals	2018 Actuals	2019 Original	2019 Projected	2020 Adopted
01000150 - OSHKOSH MEDIA	**222,036.42**	**233,164.82**	**236,300.00**	**246,680.00**	**250,750.00**
Revenue					
4520 - OTHER GENERAL FEES	-4,166.57	-2,664.62	-3,600.00	-1,020.00	-150.00
Revenue Total	**-4,166.57**	**-2,664.62**	**-3,600.00**	**-1,020.00**	**-150.00**
Expense					
6102 - REGULAR PAY	153,687.87	163,022.12	164,600.00	165,000.00	170,700.00
6104 - OVERTIME PAY	5.86	166.87	1,500.00	1,500.00	1,500.00
6302 - FICA - EMPLOYERS SHARE	11,100.60	11,888.27	12,300.00	12,500.00	12,700.00
6304 - WISCONSIN RETIREMENT FUND	10,448.30	10,927.63	10,900.00	11,100.00	11,600.00
6306 - HEALTH INSURANCE	42,771.87	41,232.08	41,000.00	41,000.00	36,800.00
6307 - HEALTH INSURANCE ADMIN FEE	0.00	0.00	500.00	500.00	2,400.00
6308 - DENTAL	2,339.14	2,436.69	2,400.00	2,400.00	2,400.00
6310 - LIFE INSURANCE	129.64	135.40	100.00	200.00	200.00
6312 - INCOME CONTINUATION INSURANCE	0.00	0.00	0.00	0.00	0.00
6407 - CLOUD BASED COMPUTER SERVICES	1,778.76	1,919.76	1,900.00	1,900.00	7,900.00
6418 - REPAIRS TO MOTOR VEHICLES	470.00	792.00	100.00	100.00	100.00
6427 - MAINTENANCE COMPUTER SOFTWARE	0.00	0.00	0.00	6,000.00	0.00
6453 - VEHICLE LICENSE & REGISTRATION	74.50	0.00	0.00	0.00	0.00
6458 - CONFERENCE AND TRAINING	930.74	645.00	1,700.00	1,300.00	1,700.00
6460 - MEMBERSHIP DUES	205.00	310.00	300.00	300.00	300.00
6466 - MISC CONTRACTUAL SERVICES	0.00	0.00	0.00	1,300.00	0.00
6475 - TELEPHONES	455.20	480.00	500.00	500.00	500.00
6505 - OFFICE SUPPLIES	463.54	10.30	400.00	400.00	400.00
6517 - SUPPLIES/REPAIR PARTS	563.56	232.05	700.00	700.00	700.00
6550 - MINOR EQUIPMENT	0.00	642.98	0.00	0.00	0.00
6589 - OTHER MATERIALS & SUPPLIES	778.41	988.29	1,000.00	1,000.00	1,000.00
Expense Total	**226,202.99**	**235,829.44**	**239,900.00**	**247,700.00**	**250,900.00**
Grand Total	**222,036.42**	**233,164.82**	**236,300.00**	**246,680.00**	**250,750.00**

POLICE (0100-0211) PERFORMANCE REPORT

DEPARTMENT: POLICE

FUND: GENERAL

MISSION STATEMENT

To promote public safety and to enhance the quality of life in our community through innovative policing and community partnerships

STRATEGIC PLAN GOALS

1 Enhance community trust in public safety
2 Strengthen relationships with neighborhood organizations and diverse groups in the community
3 Improve transportation safety within the community
4 Continue to develop strategies to address substance abuse in the community
5 Ensure a high level of response to emergencies

2019 ACCOMPLISHMENTS

- Transitioned to P-1 Records, enabling field-based and incident-based reporting
- Implemented IA Pro software to track internal investigations more efficiently/transparently
- Executed consultant recommendations for improved staffing throughout the Department
- Hosted regional leadership training for staff development and succession planning
- Implemented Crimeview analysis software to expand crime analysis in daily operations
- Developed LEAP program to combat drug addiction in the community

2020 GOALS

- Continue to recruit and retain a diverse and dedicated workforce with future leaders
- Work cooperatively with OFD to improve our response to major disruptive events
- Expand team policing/community outreach initiatives
- Utilize data to target selective traffic enforcement in each district
- Continue to deploy motorcycle patrol to enforce traffic safety in roundabouts

TOTAL REVENUES and EXPENDITURES

	2017 Actuals	2018 Actuals	2019 Adopted	2019 Projected	2020 Adopted
REVENUE TOTAL	**1,186,929**	**1,217,328**	**1,097,100**	**1,396,400**	**1,203,700**
Personnel Exp	12,071,537	12,279,597	12,839,900	12,313,700	13,266,200
Operating Exp	705,233	785,999	802,500	815,700	848,750
EXPENSE TOTAL	**12,776,770**	**13,065,596**	**13,642,400**	**13,129,400**	**14,114,950**
SURPLUS / DEFICIT	**-11,589,841**	**-11,848,268**	**-12,545,300**	**-11,733,000**	**-12,911,250**

KEY PERFORMANCE INDICATORS

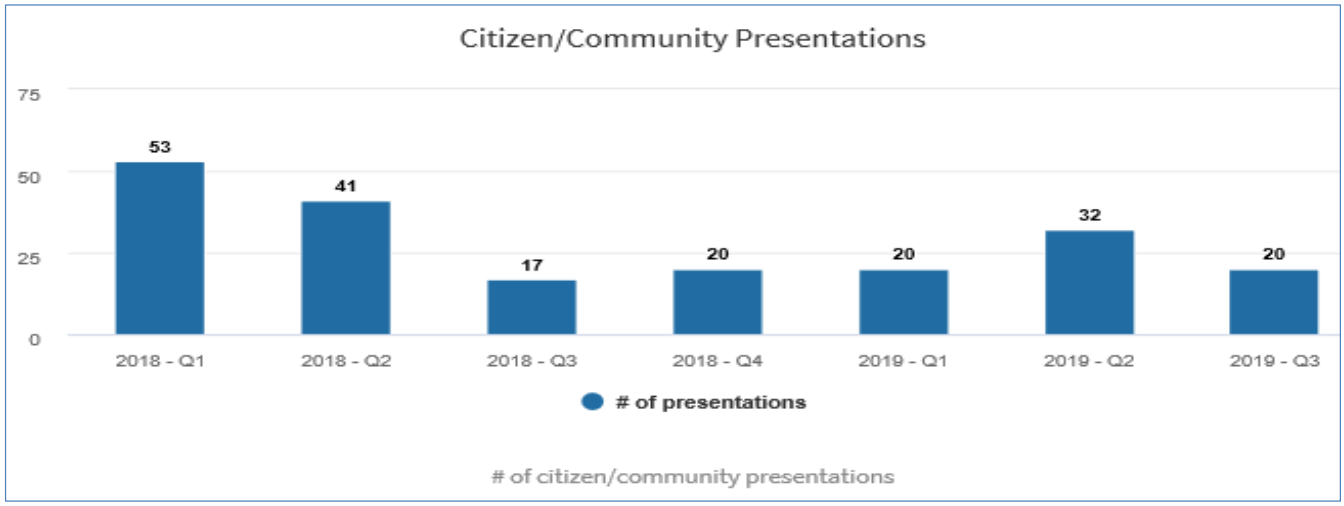

KEY PERFORMANCE INDICATORS (continued)

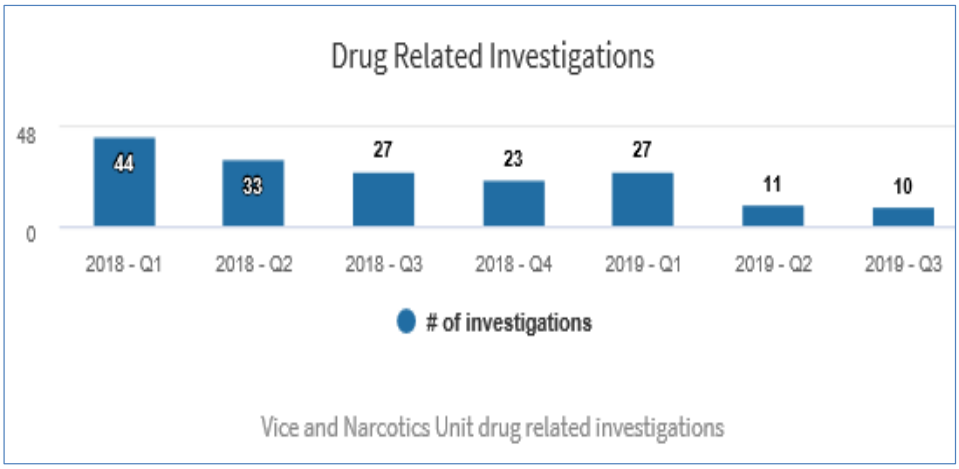

PERSONNEL POSITIONS

Position Title	Current Budgeted Employees	Current Actual Employees	2020 Proposed Employees
Police Chief	1.00	1.00	1.00
Assistant Chief	1.00	1.00	1.00
Captains	2.00	2.00	2.00
Lieutenants	5.00	5.00	5.00
Sergeants	12.00	13.00	13.00
Detectives I & II	7.00	7.00	7.00
Police Officers	73.00	74.00	74.00
Office Admin Manager Analyst	1.00	1.00	1.00
Court Liaison Clerk	1.00	1.00	1.00
Administrative Assistant	1.00	1.00	1.00
Records Supervisor	0.00	1.00	1.00
Secretary	0.00	1.00	1.00
Records & Reports Clerk	2.00	2.00	2.00
Crime Analyst	1.00	1.00	1.00
Property Evidence Clerk	1.00	1.00	1.00
Telecommunications Clerk	3.00	3.00	3.00
Report Processor	4.00	4.00	4.00
Fleet & Equipment Coordinator	1.00	1.00	1.00
Comm. Service Officer (7) P.T.	5.32	5.32	5.32
Report Processor (2) P.T.	1.65	1.10	1.10
Parking Control (3) P.T.	1.59	1.59	1.59
Telecommunications Clerk (3) P.T.	1.65	1.65	1.65
Court Liaison Clerk (1) P.T.	0.66	0.66	0.66
Property Evidence Clerk (1) P.T.	0.53	0.53	0.53
UWO Summer Work Study (2) P.T.	0.54	0.51	0.51

TOTAL PERSONNEL	127.94	131.36	131.36

Contact Information	Dean Smith, Chief of Police, 920-236-5720, dsmith@ci.oshkosh.wi.us

01000211 - POLICE

	2017 Actuals	2018 Actuals	2019 Original	2019 Projected	2020 Adopted
01000211 - POLICE	**11,589,840.88**	**11,848,268.02**	**12,545,300.00**	**11,733,000.00**	**12,911,250.00**
Revenue					
4206 - FEDERAL AID-POLICE	-25,063.47	-18,327.00	-188,100.00	-20,500.00	0.00
4226 - STATE AID-POLICE	-161,132.28	-184,390.99	0.00	-180,900.00	-182,800.00
4240 - COUNTY AID-OTHER AID	-22,666.13	-20,246.28	0.00	-20,000.00	-20,000.00
4402 - PARKING VIOLATIONS	-498,093.40	-401,713.58	-422,500.00	-434,400.00	-449,900.00
4406 - CITY FINES FROM COURT	-283,340.60	-359,333.01	-285,000.00	-535,500.00	-350,000.00
4521 - PD SPEC EVENT REVENUE	0.00	-111,314.66	-88,000.00	-102,100.00	-99,500.00
4522 - PD NON-SPEC EVENT REVENUE	0.00	-106,958.31	-96,500.00	-95,200.00	-106,500.00
4532 - POLICE DEPARTMENT FEES	-196,332.70	-4,774.65	-8,000.00	-3,300.00	-3,000.00
4908 - INTEREST-OTHER INVESTMENTS	-0.37	0.00	0.00	0.00	0.00
4972 - MISCELLANEOUS REVENUE	-300.00	-19,444.66	-17,100.00	-12,500.00	0.00
4983 - SPEC EVENT EQUIP DISCOUNT	0.00	9,174.91	8,100.00	8,000.00	8,000.00
Revenue Total	**-1,186,928.95**	**-1,217,328.23**	**-1,097,100.00**	**-1,396,400.00**	**-1,203,700.00**
Expense					
6102 - REGULAR PAY	8,129,912.05	8,322,485.01	8,674,600.00	8,370,400.00	8,962,700.00
6103 - REGULAR PAY - TEMP EMPLOYEE	8,221.25	5,343.50	15,000.00	9,200.00	12,000.00
6104 - OVERTIME PAY	808,007.46	863,953.86	805,000.00	794,300.00	814,200.00
6302 - FICA - EMPLOYERS SHARE	662,612.72	681,879.08	718,600.00	698,300.00	756,500.00
6304 - WISCONSIN RETIREMENT FUND	917,805.13	951,701.03	976,400.00	918,600.00	1,097,900.00
6306 - HEALTH INSURANCE	1,518,092.27	1,420,754.69	1,516,900.00	1,430,500.00	1,449,500.00
6307 - HEALTH INSURANCE ADMIN FEE	0.00	0.00	15,200.00	15,200.00	76,100.00
6308 - DENTAL	12,804.46	19,552.96	102,300.00	63,400.00	79,200.00
6310 - LIFE INSURANCE	14,081.61	13,927.22	15,900.00	13,800.00	18,100.00
6312 - INCOME CONTINUATION INSURANCE	0.00	0.00	0.00	0.00	0.00
6401 - CONTRACTUAL SERVICES	40,226.57	93,743.40	95,800.00	95,500.00	97,400.00
6403 - CLOTHING ALLOWANCE	9,448.87	9,900.00	10,500.00	9,500.00	10,500.00
6404 - POSTAGE & SHIPPING	126.83	9.27	500.00	0.00	200.00
6406 - COMPUTER SERVICE CHARGES	899.90	1,079.88	1,200.00	1,100.00	1,200.00
6407 - CLOUD BASED COMPUTER SERVICES	73,018.19	19,841.18	20,000.00	18,500.00	21,500.00
6418 - REPAIRS TO MOTOR VEHICLES	39,634.40	49,987.23	40,000.00	40,000.00	40,000.00
6419 - REPAIRS TO TIRES	1,061.00	1,377.50	1,500.00	1,500.00	1,500.00
6420 - REPAIRS TO TOOLS & EQUIP	85.00	0.00	0.00	0.00	0.00
6421 - MAINTENANCE RADIOS	0.00	0.00	500.00	0.00	500.00
6424 - MAINTENANCE OFFICE EQUIPMENT	-201.07	0.00	0.00	0.00	0.00
6426 - MAINT MACH/EQUIP/BLDG/STRUCT	18,323.77	18,484.14	18,100.00	18,300.00	18,200.00
6427 - MAINTENANCE COMPUTER SOFTWARE	11,171.48	11,995.00	20,900.00	21,200.00	19,300.00
6432 - EQUIPMENT RENTAL	9,243.30	9,418.88	9,600.00	8,400.00	8,400.00
6440 - OTHER RENTAL	2,750.00	2,750.00	2,800.00	2,800.00	2,800.00
6446 - CONTRACTUAL EMPLOYMENT	1,702.00	1,000.00	2,000.00	2,100.00	1,500.00
6448 - SPECIAL SERVICES	4,048.82	14,016.93	15,000.00	14,500.00	15,000.00
6453 - VEHICLE LICENSE & REGISTRATION	675.50	596.00	600.00	600.00	500.00
6456 - SERVICE/WITNESS FEES	33.60	0.00	0.00	0.00	0.00
6458 - CONFERENCE AND TRAINING	25,639.49	34,299.06	36,600.00	36,600.00	36,600.00
6459 - OTHER EMPLOYEE TRAINING	625.00	0.00	0.00	0.00	0.00
6460 - MEMBERSHIP DUES	971.00	1,436.00	1,500.00	1,500.00	1,500.00
6466 - MISC CONTRACTUAL SERVICES	27,890.08	40,356.78	51,600.00	46,600.00	67,350.00
6471 - ELECTRICITY	3,472.97	3,256.32	3,500.00	3,500.00	3,700.00
6472 - SEWER SERVICE	517.45	456.55	700.00	700.00	800.00
6473 - WATER SERVICE	738.72	661.35	800.00	800.00	900.00
6474 - GAS SERVICE	3,583.85	4,285.74	4,000.00	4,000.00	4,100.00
6475 - TELEPHONES	60,066.71	60,994.50	64,500.00	62,500.00	67,100.00
6476 - STORM SEWER	2,592.76	2,787.82	3,000.00	3,000.00	3,200.00
6496 - LICENSES AND PERMITS	25.00	40.00	100.00	100.00	100.00
6503 - CLOTHING	38,445.78	36,915.91	38,800.00	38,500.00	38,800.00
6505 - OFFICE SUPPLIES	21,190.58	26,509.45	29,200.00	29,000.00	29,000.00
6509 - COMPUTER SUPPLIES	292.25	214.49	200.00	800.00	500.00
6510 - EMPLOYEE TRAINING MATERIALS	0.00	0.00	200.00	0.00	200.00

01000211 - POLICE

	2017 Actuals	2018 Actuals	2019 Original	2019 Projected	2020 Adopted
6513 - MOTOR OIL (LUBRICANTS)	53.83	38.85	0.00	0.00	0.00
6514 - GASOLINE - UNLEADED	16.00	0.00	0.00	0.00	0.00
6517 - SUPPLIES/REPAIR PARTS	4,893.18	4,942.94	4,000.00	4,000.00	4,000.00
6519 - TIRES, TUBES & RIMS	11,667.15	11,338.80	12,000.00	11,900.00	14,000.00
6527 - JANITORIAL SUPPLIES	61.83	0.00	0.00	0.00	0.00
6537 - SAFETY EQUIPMENT	0.00	1,043.43	0.00	0.00	0.00
6545 - TOOLS & SHOP MATERIALS	145.85	0.00	200.00	200.00	200.00
6550 - MINOR EQUIPMENT	69,745.46	57,215.37	51,600.00	74,500.00	70,000.00
6555 - ENVIRONMENTAL SUPPLIES	0.00	15.88	0.00	0.00	0.00
6557 - MEDICAL SUPPLIES	1,361.19	726.82	4,200.00	4,200.00	2,400.00
6576 - PROMOTIONAL MATERIALS	0.00	217.00	0.00	4,000.00	4,000.00
6589 - OTHER MATERIALS & SUPPLIES	38,471.24	53,206.43	69,500.00	65,500.00	58,300.00
7210 - MOTOR VEHICLES	180,517.35	195,590.00	187,300.00	189,800.00	203,500.00
7230 - COMPUTER SOFTWARE	0.00	15,250.00	0.00	0.00	0.00
Expense Total	**12,776,769.83**	**13,065,596.25**	**13,642,400.00**	**13,129,400.00**	**14,114,950.00**
Grand Total	**11,589,840.88**	**11,848,268.02**	**12,545,300.00**	**11,733,000.00**	**12,911,250.00**

ANIMAL CARE (0100-0214) PERFORMANCE REPORT

DEPARTMENT: POLICE

FUND: GENERAL

MISSION STATEMENT

The mission of the Oshkosh Area Humane Society is to promote the bond between animals and people, to provide community outreach and education, and to enhance the quality of lives of animals in need through compassionate sheltering, responsible adoptions, programs, and services.

STRATEGIC PLAN GOALS

1. Offer medical and behavioral services to our community
2. Obtain data on community needs in regards to pet ownership
3. Decrease owner surrenders through a variety of surrender-prevention service options
4. Strengthen the working relationship between OAHS and OPD to efficiently and thoroughly address animal cruelty and neglect in our community.
5.

2019 ACCOMPLISHMENTS

- Reached our highest Live Release Rate at 97%
- Return-to-owner (RTO) rates of dogs went up by 7% to 85.2% in 2018 compared to 2017, RTO of cats increased half a percentage to 16.9%
- Community awareness increased, largely fueled by a strong social media presence
-

2020 GOALS

- Hire a veterinarian and begin to offer vaccination and/or spay neuter clinics by the end of 2020
- Offer behavioral services to the community in 2020
- Decrease the amount of days animals spend in our facility by an average of 2 days.
-
-

TOTAL REVENUES and EXPENDITURES

	2017 Actuals	2018 Actuals	2019 Adopted	2019 Projected	2020 Adopted
REVENUE TOTAL	**0**	**0**	**0**	**0**	**0**
Personnel Exp	0	0	0	0	0
Operating Exp	90,405	92,665	95,000	95,000	97,400
EXPENSE TOTAL	**90,405**	**92,665**	**95,000**	**95,000**	**97,400**
SURPLUS / DEFICIT	**-90,405**	**-92,665**	**-95,000**	**-95,000**	**-97,400**

BUDGET VARIANCES

KEY PERFORMANCE INDICATORS

Contact Information

Joni Geiger 920-424-2128

01000214 - ANIMAL CARE

	2017 Actuals	2018 Actuals	2019 Original	2019 Projected	2020 Adopted
01000214 - ANIMAL CARE	**90,405.00**	**92,665.00**	**95,000.00**	**95,000.00**	**97,400.00**
Expense					
6430 - ANIMAL SHELTER	90,405.00	92,665.00	95,000.00	95,000.00	97,400.00
Expense Total	**90,405.00**	**92,665.00**	**95,000.00**	**95,000.00**	**97,400.00**
Grand Total	**90,405.00**	**92,665.00**	**95,000.00**	**95,000.00**	**97,400.00**

AUXILIARY POLICE (0100-0217) PERFORMANCE REPORT

DEPARTMENT: POLICE

FUND: GENERAL

MISSION STATEMENT

The Oshkosh Auxiliary Police is an organization comprised of community minded civilian volunteers and exist to assist and support the Oshkosh Police Department with additional trained manpower whenever called upon. Auxiliary Officers are dedicated to public service; committed to providing competent volunteer law enforcement services to our community with a high degree of courtesy, honor, respect, and pride.

STRATEGIC PLAN GOALS

1 Ensure a high level of response to emergencies

2 Improve transportation safety within the community

3

4

5

2019 ACCOMPLISHMENTS

- Celebrated 60 Years of Service to the Oshkosh Community.
- Provided approx 1,850 hours for special events.
- Continued to provide foot and bike patrol along city's riverwalk areas during waterfest and leach related events
- Provided manpower for several unscheduled emergency call-in's (crash team, weather, Swat, etc.)
-

2020 GOALS

- Increase membership towards 40+ members.
- Increase the level of training for all members
- Increase the usage of electronic detail sign-up system
- Develop a 4-6 week training academy for members.
-

TOTAL REVENUES and EXPENDITURES

	2017 Actuals	2018 Actuals	2019 Adopted	2019 Projected	2020 Adopted
REVENUE TOTAL	**0**	**0**	**0**	**0**	**0**
Personnel Exp	0	0	0	0	0
Operating Exp	20,556	3,766	5,000	5,000	5,900
EXPENSE TOTAL	**20,556**	**3,766**	**5,000**	**5,000**	**5,900**
SURPLUS / DEFICIT	**-20,556**	**-3,766**	**-5,000**	**-5,000**	**-5,900**

BUDGET VARIANCES

KEY PERFORMANCE INDICATORS

Contact Information

Scott Footit, Auxiliary Chief,
920-236-5730, sfootit@ci.oshkosh.wi.us

01000217 - AUXILIARY POLICE

	2017 Actuals	2018 Actuals	2019 Original	2019 Projected	2020 Adopted
01000217 - AUXILIARY POLICE	**20,556.35**	**3,765.89**	**5,000.00**	**5,000.00**	**5,900.00**
Expense					
6401 - CONTRACTUAL SERVICES	89.75	4.00	200.00	200.00	200.00
6410 - ADVERTISING/MARKETING	0.00	0.00	200.00	200.00	200.00
6418 - REPAIRS TO MOTOR VEHICLES	858.90	401.93	500.00	500.00	500.00
6419 - REPAIRS TO TIRES	0.00	0.00	100.00	100.00	100.00
6458 - CONFERENCE AND TRAINING	0.00	0.00	0.00	0.00	1,000.00
6475 - TELEPHONES	449.16	520.13	500.00	500.00	500.00
6503 - CLOTHING	2,307.36	2,280.43	2,100.00	2,100.00	2,000.00
6505 - OFFICE SUPPLIES	0.00	0.00	100.00	100.00	100.00
6517 - SUPPLIES/REPAIR PARTS	189.95	193.04	100.00	100.00	100.00
6519 - TIRES, TUBES & RIMS	0.00	0.00	200.00	200.00	200.00
6537 - SAFETY EQUIPMENT	100.00	188.60	200.00	200.00	200.00
6589 - OTHER MATERIALS & SUPPLIES	531.23	177.76	800.00	800.00	800.00
7210 - MOTOR VEHICLES	16,030.00	0.00	0.00	0.00	0.00
Expense Total	**20,556.35**	**3,765.89**	**5,000.00**	**5,000.00**	**5,900.00**
Grand Total	**20,556.35**	**3,765.89**	**5,000.00**	**5,000.00**	**5,900.00**

CROSSING GUARDS (0100-0218) PERFORMANCE REPORT

DEPARTMENT: POLICE

FUND: GENERAL

MISSION STATEMENT

To promote public safety and to enhance the quality of life in our community through innovative policing and community partnerships.

STRATEGIC PLAN GOALS

1 Improve transportation safety within the community
2
3
4
5

2019 ACCOMPLISHMENTS

- No children injured
-
-
-
-

2020 GOALS

- Improve transportation safety within the community
- Increase crossing guard attendance
- Ensure no injuries to students or crossing guards
- Promote recruitment/ employment
-

TOTAL REVENUES and EXPENDITURES

	2017 Actuals	2018 Actuals	2019 Adopted	2019 Projected	2020 Adopted
REVENUE TOTAL	**331**	**407**	**0**	**0**	**0**
Personnel Exp	76,177	74,979	83,200	81,100	85,400
Operating Exp	0	0	100	100	100
EXPENSE TOTAL	**76,177**	**74,979**	**83,300**	**81,200**	**85,500**
SURPLUS / DEFICIT	**-75,846**	**-74,572**	**-83,300**	**-81,200**	**-85,500**

BUDGET VARIANCES

KEY PERFORMANCE INDICATORS

CROSSING GUARDS (0100-0218)

PERSONNEL POSITIONS			
Position Title	Current Budgeted Employees	Current Actual Employees	2020 Proposed Employees
Crossing Guards	18.00	18.00	18.00
TOTAL PERSONNEL	18.00	18.00	18.00

Contact Information	Sgt. Daniel Bittner, Sergeant, 920-236-5700, dbittner@ci.oshkosh.wi.us

01000218 - CROSSING GUARDS

	2017 Actuals	2018 Actuals	2019 Original	2019 Projected	2020 Adopted
01000218 - CROSSING GUARDS	**75,846.17**	**74,572.09**	**83,300.00**	**81,200.00**	**85,500.00**
Revenue					
4972 - MISCELLANEOUS REVENUE	-330.53	-406.66	0.00	0.00	0.00
Revenue Total	**-330.53**	**-406.66**	**0.00**	**0.00**	**0.00**
Expense					
6102 - REGULAR PAY	3,619.99	0.00	0.00	0.00	0.00
6103 - REGULAR PAY - TEMP EMPLOYEE	67,143.13	69,650.46	77,300.00	75,300.00	79,300.00
6302 - FICA - EMPLOYERS SHARE	5,413.58	5,328.29	5,900.00	5,800.00	6,100.00
6589 - OTHER MATERIALS & SUPPLIES	0.00	0.00	100.00	100.00	100.00
Expense Total	**76,176.70**	**74,978.75**	**83,300.00**	**81,200.00**	**85,500.00**
Grand Total	**75,846.17**	**74,572.09**	**83,300.00**	**81,200.00**	**85,500.00**

FIRE & AMBULANCE (0100-0230 & 0100-0240) PERFORMANCE REPORT

DEPARTMENT: FIRE

FUND: GENERAL

MISSION STATEMENT

The mission of the City of Oshkosh Fire Department is to prevent, respond to, and minimize harmful situations involving the people we serve.

STRATEGIC PLAN GOALS

1 Provide a Safe, Secure and Healthy Community
2 Enhance the Effectiveness of our City Government
3 Improve and Maintain Our Infrastructure
4 Strengthen Our Neighborhoods and Partnerships
5

2019 ACCOMPLISHMENTS

- Implemented a software solution for staffing and personnel management.
- Conducted two fire academies to train new personnel.
- Put an agreement in place with WCSO to improve water rescue capabilities.
- Implemented a software solution for tracking fire protection system testing.
- Completed a comprehensive staffing study with an external consultant.
- Conducted emergency management training for department heads and key staff members.

2020 GOALS

- Purchase and construct an ISO compliant drill tower for firefighter training.
- Implement a Learning Management System for reporting training hours.
- Staff a three-person aerial apparatus at Station 15.
- Reduce the unit hour utilization for the primary ambulances.
- Update and revise standard operating guidelines and procedures.

TOTAL REVENUES and EXPENDITURES

	2017 Actuals	2018 Actuals	2019 Adopted	2019 Projected	2020 Adopted
REVENUE TOTAL	**2,530,805**	**2,472,016**	**2,489,200**	**2,489,200**	**2,489,200**
Personnel Exp	11,709,839	11,932,495	12,232,600	11,977,900	12,822,900
Operating Exp	529,942	627,128	580,100	680,600	702,300
EXPENSE TOTAL	**12,239,780**	**12,559,622**	**12,812,700**	**12,658,500**	**13,525,200**
SURPLUS / DEFICIT	**-9,708,976**	**-10,087,606**	**-10,323,500**	**-10,169,300**	**-11,036,000**

BUDGET VARIANCES

KEY PERFORMANCE INDICATORS

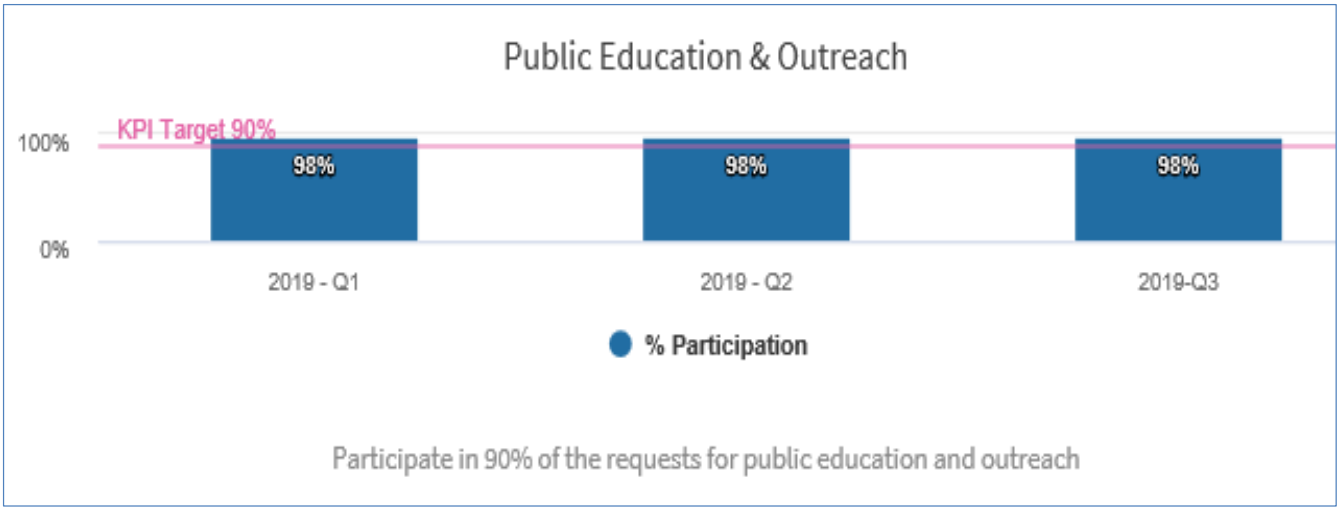

KEY PERFORMANCE INDICATORS (continued)

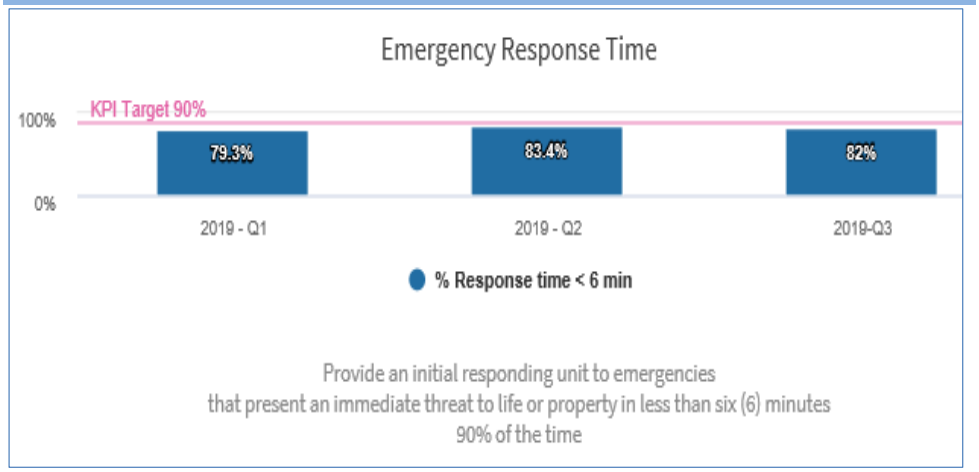

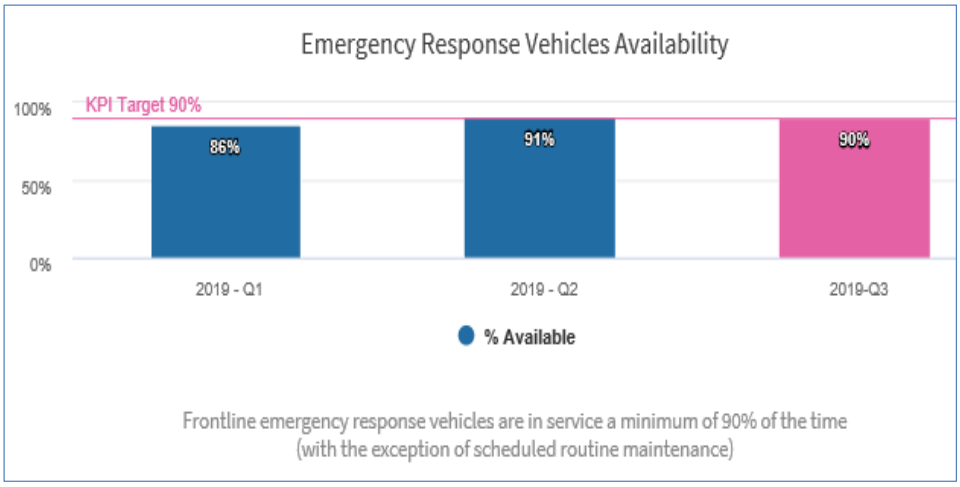

PERSONNEL POSITIONS

Position Title	Current Budgeted Employees	Current Actual Employees	2020 Proposed Employees
Fire Chief	1.00	1.00	1.00
Assistant Fire Chief	1.00	1.00	1.00
Battalion Chiefs	6.00	6.00	6.00
Fire Captains	7.00	7.00	7.00
Fire Lieutenant Inspector	2.00	1.00	1.00
Fire Lieutenant Instructor	0.00	1.00	1.00
Fire Lieutenants	14.00	14.00	14.00
Fire Equipment Operators	21.00	21.00	21.00
Vehicle Mechanic	1.00	1.00	0.00
Firefighters	55.00	51.00	52.00
EMS Shift Coordinator	0.00	3.00	3.00
Administrative Assistant	1.00	1.00	1.00
Community Program Coord Fire	1.00	1.00	1.00

TOTAL PERSONNEL	110.00	109.00	109.00

Contact Information	Mike Stanley, Fire Chief , 920-236-5240, mstanley@ci.oshkosh.wi.us

01000230 - FIRE DEPARTMENT & 01000240 AMBULANCE

	2017 Actuals	2018 Actuals	2019 Original	2019 Projected	2020 Adopted
01000230 - FIRE DEPARTMENT	**11,891,818.50**	**12,185,599.85**	**12,475,000.00**	**12,320,800.00**	**13,187,500.00**
Revenue					
4236 - STATE AID-OTHER	-167,385.82	-164,857.76	-160,600.00	-160,600.00	-160,600.00
4523 - FD SPEC EVENT REVENUE	0.00	-98,362.88	-108,000.00	-108,000.00	-108,000.00
4524 - FD NON-SPEC EVENT REVENUE	0.00	-64,757.02	-49,600.00	-49,600.00	-49,600.00
4534 - FIRE DEPARTMENT FEES	-180,576.06	-64,032.01	-40,000.00	-40,000.00	-40,000.00
4952 - GIFTS & DONATIONS	0.00	-4,599.60	0.00	0.00	0.00
4983 - SPEC EVENT EQUIP DISCOUNT	0.00	22,586.63	20,500.00	20,500.00	20,500.00
Revenue Total	**-347,961.88**	**-374,022.64**	**-337,700.00**	**-337,700.00**	**-337,700.00**
Expense					
6102 - REGULAR PAY	8,179,206.60	8,424,124.96	8,325,300.00	8,170,200.00	8,961,900.00
6104 - OVERTIME PAY	395,055.99	504,768.05	405,700.00	622,500.00	552,300.00
6108 - HOLIDAY PAY	0.00	0.00	284,000.00	0.00	0.00
6302 - FICA - EMPLOYERS SHARE	122,001.79	129,179.80	142,800.00	132,000.00	150,100.00
6304 - WISCONSIN RETIREMENT FUND	1,280,735.74	1,326,026.72	1,358,700.00	1,404,000.00	1,550,500.00
6306 - HEALTH INSURANCE	1,713,219.49	1,521,183.95	1,579,700.00	1,528,800.00	1,422,000.00
6307 - HEALTH INSURANCE ADMIN FEE	0.00	0.00	14,500.00	14,500.00	73,600.00
6308 - DENTAL	4,775.50	12,670.27	105,000.00	90,000.00	93,900.00
6310 - LIFE INSURANCE	14,843.41	14,540.77	16,900.00	15,900.00	18,600.00
6401 - CONTRACTUAL SERVICES	16,424.74	23,711.42	39,300.00	60,200.00	60,200.00
6403 - CLOTHING ALLOWANCE	11,527.16	11,868.25	12,000.00	11,500.00	15,800.00
6404 - POSTAGE & SHIPPING	54.13	13.40	100.00	100.00	100.00
6406 - COMPUTER SERVICE CHARGES	0.00	667.49	0.00	0.00	0.00
6407 - CLOUD BASED COMPUTER SERVICES	348.00	0.00	0.00	17,000.00	17,000.00
6408 - PRINTING & BINDING	221.63	0.00	500.00	1,000.00	1,000.00
6418 - REPAIRS TO MOTOR VEHICLES	69,789.37	73,009.65	50,000.00	50,000.00	50,000.00
6419 - REPAIRS TO TIRES	1,137.82	3,773.53	3,000.00	1,500.00	1,500.00
6420 - REPAIRS TO TOOLS & EQUIP	784.32	1,981.66	4,500.00	3,000.00	3,000.00
6421 - MAINTENANCE RADIOS	7,623.20	1,008.25	2,000.00	3,000.00	3,000.00
6422 - MAINTENANCE CONTRACT COSTS	22,530.22	24,051.60	28,400.00	35,100.00	59,100.00
6426 - MAINT MACH/EQUIP/BLDG/STRUCT	40,239.93	32,774.54	30,000.00	30,000.00	30,000.00
6427 - MAINTENANCE COMPUTER SOFTWARE	20,115.02	21,438.03	22,600.00	22,600.00	22,600.00
6432 - EQUIPMENT RENTAL	1,656.72	1,668.32	1,900.00	1,900.00	1,900.00
6440 - OTHER RENTAL	2,181.60	0.00	0.00	0.00	0.00
6445 - LAND FILL FEES	112.96	0.00	0.00	0.00	0.00
6448 - SPECIAL SERVICES	370.00	687.01	600.00	16,500.00	16,500.00
6453 - VEHICLE LICENSE & REGISTRATION	74.50	0.00	0.00	0.00	0.00
6458 - CONFERENCE AND TRAINING	8,581.31	24,170.14	18,200.00	17,200.00	17,200.00
6459 - OTHER EMPLOYEE TRAINING	1,018.00	426.44	0.00	4,600.00	4,000.00
6460 - MEMBERSHIP DUES	1,304.00	2,504.00	1,000.00	1,000.00	1,000.00
6466 - MISC CONTRACTUAL SERVICES	974.00	206.00	1,000.00	500.00	500.00
6471 - ELECTRICITY	50,226.90	51,432.50	60,000.00	63,000.00	63,000.00
6472 - SEWER SERVICE	5,413.43	5,394.14	6,000.00	6,500.00	6,500.00
6473 - WATER SERVICE	8,510.84	8,294.66	10,400.00	11,600.00	11,600.00
6474 - GAS SERVICE	15,984.08	17,629.79	21,000.00	21,500.00	21,500.00
6475 - TELEPHONES	10,825.35	12,474.05	11,700.00	12,000.00	12,000.00
6476 - STORM SEWER	8,884.90	9,549.15	9,900.00	16,400.00	16,400.00
6496 - LICENSES AND PERMITS	767.80	431.53	600.00	1,500.00	1,300.00
6503 - CLOTHING	30,238.99	19,198.16	28,900.00	29,000.00	41,800.00
6505 - OFFICE SUPPLIES	2,906.36	3,070.22	3,000.00	3,500.00	3,000.00
6506 - SOFTWARE SUPPLIES	425.00	0.00	0.00	0.00	0.00
6507 - BOOKS & PERIODICALS	5,393.28	4,745.34	1,000.00	5,400.00	5,400.00
6509 - COMPUTER SUPPLIES	62.97	720.78	500.00	1,200.00	2,200.00
6510 - EMPLOYEE TRAINING MATERIALS	312.20	249.00	0.00	0.00	0.00
6511 - DIESEL FUEL	0.00	127.89	0.00	0.00	0.00
6513 - MOTOR OIL (LUBRICANTS)	2,950.74	1,913.72	3,000.00	1,400.00	500.00
6514 - GASOLINE - UNLEADED	0.00	0.00	0.00	0.00	0.00
6517 - SUPPLIES/REPAIR PARTS	28,151.75	54,533.16	40,000.00	47,800.00	45,000.00

01000230 - FIRE DEPARTMENT & 01000240 AMBULANCE

	2017 Actuals	2018 Actuals	2019 Original	2019 Projected	2020 Adopted
6518 - FUEL/PROPANE/OTHER GASES	578.91	1,412.45	1,000.00	1,000.00	1,000.00
6519 - TIRES, TUBES & RIMS	5,649.34	17,702.35	10,000.00	10,000.00	10,000.00
6527 - JANITORIAL SUPPLIES	7,651.90	5,558.01	7,000.00	9,500.00	8,500.00
6529 - CHEMICALS	0.00	52.67	0.00	0.00	0.00
6537 - SAFETY EQUIPMENT	19,412.40	50,781.44	40,000.00	37,200.00	27,100.00
6538 - FIRE FIGHTING EQUIPMENT	7,530.47	5,714.40	9,000.00	7,800.00	6,200.00
6545 - TOOLS & SHOP MATERIALS	2,290.76	2,369.09	1,500.00	1,500.00	500.00
6550 - MINOR EQUIPMENT	8,084.13	10,405.53	3,000.00	3,000.00	3,000.00
6557 - MEDICAL SUPPLIES	90,297.60	97,804.43	80,500.00	90,600.00	90,600.00
6589 - OTHER MATERIALS & SUPPLIES	7,505.69	18,608.78	6,000.00	11,500.00	9,800.00
7204 - MACHINERY & EQUIPMENT	2,817.44	0.00	5,000.00	5,000.00	5,000.00
7214 - BUILDINGS	0.00	2,995.00	6,000.00	6,000.00	6,000.00
Expense Total	**12,239,780.38**	**12,559,622.49**	**12,812,700.00**	**12,658,500.00**	**13,525,200.00**
01000240 - AMBULANCE	**-2,182,842.92**	**-2,097,993.58**	**-2,151,500.00**	**-2,151,500.00**	**-2,151,500.00**
Revenue					
4251 - OTHER GOVERNMENT AID-AMBULANCE	-35,955.00	-36,465.00	-36,500.00	-36,500.00	-36,500.00
4538 - AMBULANCE SERVICE	-2,146,887.92	-2,061,528.58	-2,115,000.00	-2,115,000.00	-2,115,000.00
Revenue Total	**-2,182,842.92**	**-2,097,993.58**	**-2,151,500.00**	**-2,151,500.00**	**-2,151,500.00**
Grand Total	**9,708,975.58**	**10,087,606.27**	**10,323,500.00**	**10,169,300.00**	**11,036,000.00**

HYDRANT RENTAL (0100-0250) PERFORMANCE REPORT

DEPARTMENT: FINANCE

FUND: GENERAL

MISSION STATEMENT

The pupose of this budget is to account for the portion of Public Fire Protection that is currently being collected through the tax/levy bill rather than through the Utility bill.

STRATEGIC PLAN GOALS

1
2
3
4

2019 ACCOMPLISHMENTS

.
.
.
.

2020 GOALS

.
.
.
.

TOTAL REVENUES and EXPENDITURES

	2017 Actuals	2018 Actuals	2019 Adopted	2019 Projected	2020 Adopted
REVENUE TOTAL	**0**	**0**	**0**	**0**	**0**
Personnel Exp	0	0	0	0	0
Operating Exp	650,000	650,000	650,000	650,000	650,000
EXPENSE TOTAL	**650,000**	**650,000**	**650,000**	**650,000**	**650,000**
SURPLUS / DEFICIT	**-650,000**	**-650,000**	**-650,000**	**-650,000**	**-650,000**

BUDGET VARIANCES

KEY PERFORMANCE INDICATORS

Contact Information

Russ Van Gompel, Director of Finance,
920-236-5005, rvangompel@ci.oshkosh.wi.us

01000250 - HYDRANT RENTAL

	2017 Actuals	2018 Actuals	2019 Original	2019 Projected	2020 Adopted
01000250 - HYDRANT RENTAL	**650,000.00**	**650,000.00**	**650,000.00**	**650,000.00**	**650,000.00**
Expense					
6439 - HYDRANT RENTAL	650,000.00	650,000.00	650,000.00	650,000.00	650,000.00
Expense Total	**650,000.00**	**650,000.00**	**650,000.00**	**650,000.00**	**650,000.00**
Grand Total	**650,000.00**	**650,000.00**	**650,000.00**	**650,000.00**	**650,000.00**

POLICE & FIRE COMMISSION (0100-0290) PERFORMANCE REPORT

DEPARTMENT: ADMINSTRATIVE SERVICES / HUMAN RESOURCES

FUND: GENERAL

MISSION STATEMENT

This budget is used to comply with the requirement of S.S. 62.13 which mandates the establishment of an eligibility list for appointment of police officers and firefighters.

STRATEGIC PLAN GOALS

1
2
3
4
5

2019 ACCOMPLISHMENTS

.
.
.
.
.

2020 GOALS

.
.
.
.
.

TOTAL REVENUES and EXPENDITURES

	2017 Actuals	2018 Actuals	2019 Adopted	2019 Projected	2020 Adopted
REVENUE TOTAL	**0**	**0**	**0**	**0**	**0**
Personnel Exp	0	0	0	0	0
Operating Exp	15,316	39,734	20,200	18,200	20,200
EXPENSE TOTAL	**15,316**	**39,734**	**20,200**	**18,200**	**20,200**
SURPLUS / DEFICIT	**-15,316**	**-39,734**	**-20,200**	**-18,200**	**-20,200**

BUDGET VARIANCES

KEY PERFORMANCE INDICATORS

Contact Information

Michelle Behnke, Human Resource Manager,
920-236-5111, mbehnke@ci.oshkosh.wi.us

01000290 - POLICE & FIRE COMMISSION

	2017 Actuals	2018 Actuals	2019 Original	2019 Projected	2020 Adopted
01000290 - POLICE & FIRE COMMISSION	**15,315.50**	**39,734.32**	**20,200.00**	**18,200.00**	**20,200.00**
Expense					
6401 - CONTRACTUAL SERVICES	15,200.50	36,424.35	20,000.00	18,000.00	20,000.00
6410 - ADVERTISING/MARKETING	0.00	575.00	0.00	0.00	0.00
6458 - CONFERENCE AND TRAINING	115.00	1,436.13	0.00	0.00	0.00
6505 - OFFICE SUPPLIES	0.00	124.84	200.00	200.00	200.00
6509 - COMPUTER SUPPLIES	0.00	0.00	0.00	0.00	0.00
6510 - EMPLOYEE TRAINING MATERIALS	0.00	0.00	0.00	0.00	0.00
6589 - OTHER MATERIALS & SUPPLIES	0.00	1,174.00	0.00	0.00	0.00
Expense Total	**15,315.50**	**39,734.32**	**20,200.00**	**18,200.00**	**20,200.00**
Grand Total	**15,315.50**	**39,734.32**	**20,200.00**	**18,200.00**	**20,200.00**

PUBLIC WORKS ADMINISTRATION (0100-0410) PERFORMANCE REPORT

DEPARTMENT: PUBLIC WORKS

FUND: GENERAL

MISSION STATEMENT

To plan, build, maintain, and improve infrastructure and Department of Public Works services for the community.

STRATEGIC PLAN GOALS

1 Improve and Maintain Our Infrastructure
2 Support Economic Development
3 Enhance Our Quality of Life Services and Assets
4 Strengthen Our Neighborhoods
5

2019 ACCOMPLISHMENTS

- Completed management restructuring to provide more effective support throughout dept.
- Continued progress on Oregon Street Sanitary Sewer Interceptor and street reconstruction.
- Completed Libbey/Nicolet - North Main Street Detention Basin construction.
- Completed construction of N. Koeller Street and N. Westfield Street.
-

2020 GOALS

- Continue Reconstruction & Sanitary Interceptor Ext. in Oregon St. to support development.
- Complete Southwest Industrial Park Paving of Compass Way.
-
-
-

TOTAL REVENUES and EXPENDITURES

	2017 Actuals	2018 Actuals	2019 Adopted	2019 Projected	2020 Adopted
REVENUE TOTAL	**139,644**	**142,021**	**144,400**	**177,800**	**183,800**
Personnel Exp	349,845	361,674	383,600	374,500	396,500
Operating Exp	3,538	3,386	7,100	4,600	6,700
EXPENSE TOTAL	**353,383**	**365,060**	**390,700**	**379,100**	**403,200**
SURPLUS / DEFICIT	**-213,739**	**-223,040**	**-246,300**	**-201,300**	**-219,400**

BUDGET VARIANCES

Department restructuring resulted in increased revenue from Utilities.

KEY PERFORMANCE INDICATORS

PUBLIC WORKS ADMINISTRATION (0100-0410)

PERSONNEL POSITIONS			
Position Title	Current Budgeted Employees	Current Actual Employees	2020 Proposed Employees
Director of Public Works	1.00	1.00	1.00
Assistant Director of Public Works	1.00	1.00	1.00
Administrative Assistant	1.00	1.00	1.00
TOTAL PERSONNEL	3.00	3.00	3.00

Contact Information	James Rabe, Director of Public Works, 920-236-5065, jrabe@ci.oshkosh.wi.us

01000410 - PW ADMINISTRATION

	2017 Actuals	2018 Actuals	2019 Original	2019 Projected	2020 Adopted
01000410 - PW ADMINISTRATION	**213,738.55**	**223,039.86**	**246,300.00**	**201,300.00**	**219,400.00**
Revenue					
4814 - SERVICE CHARGE-UTILITIES	-139,644.10	-142,020.59	-144,400.00	-177,800.00	-183,800.00
Revenue Total	**-139,644.10**	**-142,020.59**	**-144,400.00**	**-177,800.00**	**-183,800.00**
Expense					
6102 - REGULAR PAY	272,861.64	285,209.44	290,600.00	296,100.00	304,600.00
6103 - REGULAR PAY - TEMP EMPLOYEE	0.00	0.00	0.00	0.00	0.00
6302 - FICA - EMPLOYERS SHARE	20,276.09	21,047.82	21,900.00	22,400.00	22,800.00
6304 - WISCONSIN RETIREMENT FUND	18,549.15	19,098.36	19,000.00	19,500.00	20,600.00
6306 - HEALTH INSURANCE	35,158.80	33,736.13	48,500.00	33,500.00	43,500.00
6307 - HEALTH INSURANCE ADMIN FEE	0.00	0.00	300.00	300.00	1,600.00
6308 - DENTAL	2,622.64	2,081.10	2,800.00	2,100.00	2,800.00
6310 - LIFE INSURANCE	376.72	501.20	500.00	600.00	600.00
6312 - INCOME CONTINUATION INSURANCE	0.00	0.00	0.00	0.00	0.00
6402 - AUTO ALLOWANCE	960.00	971.20	1,000.00	1,100.00	1,100.00
6458 - CONFERENCE AND TRAINING	665.37	490.35	3,000.00	1,000.00	2,500.00
6459 - OTHER EMPLOYEE TRAINING	0.00	94.83	200.00	200.00	200.00
6460 - MEMBERSHIP DUES	880.00	962.00	1,200.00	1,000.00	1,200.00
6475 - TELEPHONES	480.00	480.00	600.00	500.00	600.00
6496 - LICENSES AND PERMITS	0.00	164.00	200.00	0.00	200.00
6505 - OFFICE SUPPLIES	532.32	118.38	500.00	500.00	500.00
6507 - BOOKS & PERIODICALS	19.92	105.64	200.00	100.00	200.00
6509 - COMPUTER SUPPLIES	0.00	0.00	200.00	200.00	200.00
Expense Total	**353,382.65**	**365,060.45**	**390,700.00**	**379,100.00**	**403,200.00**
Grand Total	**213,738.55**	**223,039.86**	**246,300.00**	**201,300.00**	**219,400.00**

ENGINEERING (0100-0420) PERFORMANCE REPORT

DEPARTMENT: PUBLIC WORKS

FUND: GENERAL

MISSION STATEMENT

To provide cost-effective and quality service for our customers.

STRATEGIC PLAN GOALS

1 Improve and Maintain our infrastructure
2 Support Economic Development
3 Improve our Quality of Life Assets
4
5

2019 ACCOMPLISHMENTS

- Completed design, bidding, and construction of Phase 2 of the Oregon St reconstruction project.
- Completed design, bidding, and construction of Hazel St from Washington Ave to E. Irving Ave.
- Completed design, bidding, and construction on multiple utility extensions and relays.
- Completed design and bidding of the Koeller/Westfield public infrastructure extensions.
- Completed design, bidding, and construction of Koeller / Oshkosh Ave round a bout modifications.

2020 GOALS

- Complete design, bidding and construction of Phase 3 of the Oregon St reconstruction project.
- Complete design, bidding and construction of Snell Rd from Jackson St to Moser St.
- Complete design, bidding, and construction on various utility extensions and relays.
-
-

TOTAL REVENUES and EXPENDITURES

	2017 Actuals	2018 Actuals	2019 Adopted	2019 Projected	2020 Adopted
REVENUE TOTAL	**1,878,993**	**1,662,916**	**1,665,000**	**1,665,000**	**1,705,000**
Personnel Exp	1,163,349	1,140,779	1,288,800	1,284,400	1,272,600
Operating Exp	66,182	24,262	110,000	85,500	69,300
EXPENSE TOTAL	**1,229,530**	**1,165,041**	**1,398,800**	**1,369,900**	**1,341,900**
SURPLUS / DEFICIT	**649,463**	**497,875**	**266,200**	**295,100**	**363,100**

BUDGET VARIANCES

KEY PERFORMANCE INDICATORS

ENGINEERING (0100-0420)

PERSONNEL POSITIONS

Position Title	Current Budgeted Employees	Current Actual Employees	2020 Proposed Employees
Engineering Div. Mngr./City Engineer	0.00	0.50	0.50
Civil Engineer Supervisor	1.00	0.30	0.30
Constr. Management Supervisor	0.00	0.30	0.30
Principal Civil Engineer	2.00	2.00	2.00
Civil Engineer	0.00	1.00	1.00
Lead Civil Engineer Tech	1.00	0.00	0.00
Civil Engineering Tech	4.00	0.00	0.00
Engineering Specialist	4.00	0.00	0.00
Civil Engineering Tech I	0.00	4.00	4.00
Civil Engineering Tech II	0.00	4.00	4.00
Secretary	0.70	0.70	0.70
TOTAL PERSONNEL	12.70	12.80	12.80

Contact Information

James Rabe, Director of Public Works,
920-236-5065, jrabe@ci.oshkosh.wi.us

01000420 - ENGINEERING DIVISION

	2017 Actuals	2018 Actuals	2019 Original	2019 Projected	2020 Adopted
01000420 - ENGINEERING DIVISION	**-649,462.99**	**-497,875.44**	**-266,200.00**	**-295,100.00**	**-363,100.00**
Revenue					
4520 - OTHER GENERAL FEES	-5,428.91	-5,030.70	-5,000.00	-5,000.00	-5,000.00
4555 - ENG FEES CHG TO CONSTR FUNDS	-1,873,564.53	-1,657,885.70	-1,660,000.00	-1,660,000.00	-1,700,000.00
Revenue Total	**-1,878,993.44**	**-1,662,916.40**	**-1,665,000.00**	**-1,665,000.00**	**-1,705,000.00**
Expense					
6102 - REGULAR PAY	727,916.26	717,999.03	804,300.00	810,700.00	833,000.00
6103 - REGULAR PAY - TEMP EMPLOYEE	21,979.35	31,270.02	31,800.00	31,800.00	32,600.00
6104 - OVERTIME PAY	72,528.35	75,148.62	83,000.00	83,000.00	85,100.00
6302 - FICA - EMPLOYERS SHARE	59,542.56	59,654.38	68,200.00	73,000.00	70,400.00
6304 - WISCONSIN RETIREMENT FUND	54,149.34	52,873.31	58,200.00	62,500.00	62,000.00
6306 - HEALTH INSURANCE	212,015.99	189,229.57	223,600.00	205,000.00	162,400.00
6307 - HEALTH INSURANCE ADMIN FEE	0.00	0.00	2,200.00	2,200.00	12,900.00
6308 - DENTAL	13,353.42	12,715.82	15,200.00	13,300.00	11,400.00
6310 - LIFE INSURANCE	1,863.60	1,887.95	2,300.00	2,900.00	2,800.00
6312 - INCOME CONTINUATION INSURANCE	0.00	0.00	0.00	0.00	0.00
6401 - CONTRACTUAL SERVICES	1,042.25	2,683.37	73,700.00	45,000.00	20,000.00
6402 - AUTO ALLOWANCE	604.45	560.71	1,500.00	1,000.00	1,500.00
6410 - ADVERTISING/MARKETING	1,040.00	0.00	0.00	0.00	0.00
6418 - REPAIRS TO MOTOR VEHICLES	2,024.00	163.00	2,400.00	2,400.00	2,400.00
6419 - REPAIRS TO TIRES	0.00	0.00	600.00	600.00	600.00
6420 - REPAIRS TO TOOLS & EQUIP	168.00	172.00	2,000.00	2,000.00	2,000.00
6426 - MAINT MACH/EQUIP/BLDG/STRUCT	0.00	0.00	300.00	300.00	300.00
6432 - EQUIPMENT RENTAL	1,795.44	3,078.42	2,600.00	2,000.00	2,600.00
6458 - CONFERENCE AND TRAINING	2,117.05	453.68	4,000.00	4,000.00	4,000.00
6459 - OTHER EMPLOYEE TRAINING	70.00	281.25	1,200.00	1,200.00	1,200.00
6460 - MEMBERSHIP DUES	255.00	211.00	300.00	300.00	300.00
6466 - MISC CONTRACTUAL SERVICES	6,990.75	0.00	0.00	0.00	0.00
6475 - TELEPHONES	4,214.43	5,802.64	7,100.00	7,100.00	7,100.00
6496 - LICENSES AND PERMITS	0.00	82.00	100.00	600.00	600.00
6503 - CLOTHING	589.25	1,004.39	800.00	800.00	800.00
6505 - OFFICE SUPPLIES	4,169.52	3,548.39	3,900.00	3,900.00	3,900.00
6506 - SOFTWARE SUPPLIES	135.15	0.00	0.00	4,000.00	2,000.00
6507 - BOOKS & PERIODICALS	0.00	270.00	0.00	0.00	0.00
6508 - MAPS & RECORDS	228.68	199.68	300.00	300.00	300.00
6509 - COMPUTER SUPPLIES	0.00	0.00	0.00	300.00	0.00
6517 - SUPPLIES/REPAIR PARTS	2,102.24	606.76	2,000.00	1,000.00	2,000.00
6537 - SAFETY EQUIPMENT	425.00	316.30	600.00	600.00	600.00
6550 - MINOR EQUIPMENT	0.00	137.86	0.00	1,500.00	1,500.00
6589 - OTHER MATERIALS & SUPPLIES	7,213.32	4,690.81	6,600.00	6,600.00	6,600.00
7200 - CAPITAL OUTLAY	0.00	0.00	0.00	0.00	9,000.00
7204 - MACHINERY & EQUIPMENT	30,997.05	0.00	0.00	0.00	0.00
Expense Total	**1,229,530.45**	**1,165,040.96**	**1,398,800.00**	**1,369,900.00**	**1,341,900.00**
Grand Total	**-649,462.99**	**-497,875.44**	**-266,200.00**	**-295,100.00**	**-363,100.00**

STREETS (0100-0430) PERFORMANCE REPORT

DEPARTMENT: PUBLIC WORKS

FUND: GENERAL

MISSION STATEMENT

To plan and implement maintenance and repairs of streets and sewers to insure they remain in a safe and serviceable condition.

STRATEGIC PLAN GOALS

1 Improve-maintain infrastructure / Streets
2 Improve-maintain infrastructure / Storm and Sanitary sewer systems
3
4
5

2019 ACCOMPLISHMENTS

- Completed the annual street asphalt overlay paving program
- Assisted Parks with various construction projects
- Completed numerous demolition projects for the RDA
-
-

2020 GOALS

- Continue to provide efficient snow and ice control/removal
- Continue to assist other city departments as needed
- Continue to expand pavement repair activities
- Continue emphasis on storm and sanitary sewer maintenance activities
-

TOTAL REVENUES and EXPENDITURES

	2017 Actuals	2018 Actuals	2019 Adopted	2019 Projected	2020 Adopted
REVENUE TOTAL	**455,950**	**455,317**	**422,800**	**451,800**	**456,300**
Personnel Exp	2,125,899	2,118,043	2,275,000	2,171,100	2,257,600
Operating Exp	410,228	413,144	500,100	486,000	487,900
EXPENSE TOTAL	**2,536,127**	**2,531,186**	**2,775,100**	**2,657,100**	**2,745,500**
SURPLUS / DEFICIT	**-2,080,177**	**-2,075,869**	**-2,352,300**	**-2,205,300**	**-2,289,200**

BUDGET VARIANCES

6561 - Increased usage of road salt. 6466, 6544 and 6565 variances due to increased street repairs and use of hot mix vs. cold mix for the street overlay program. Street Maint Wkr savings.

KEY PERFORMANCE INDICATORS

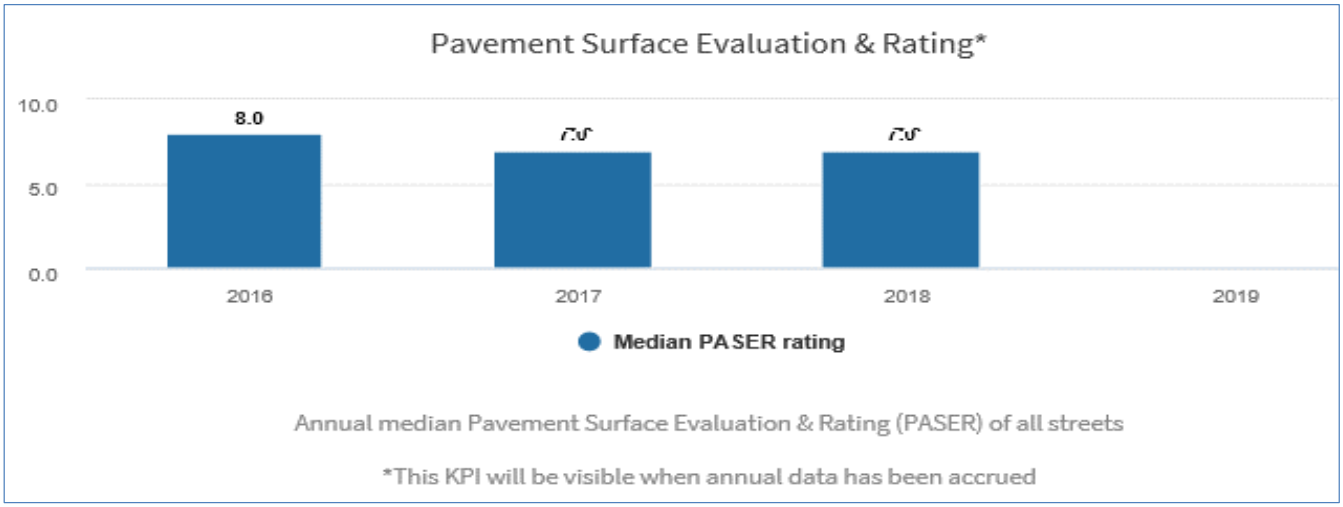

STREETS (0100-0430)

PERSONNEL POSITIONS			
Position Title	Current Budgeted Employees	Current Actual Employees	2020 Proposed Employees
Public Works Field Oper Mgr	1.00	1.00	1.00
Public Works Street Supervisor	2.00	2.00	2.00
Lead Equipment Operator	1.00	1.00	1.00
Equipment Operator	24.00	23.00	23.00
Street Maintenance Worker	0.00	1.00	1.00
Office Assistant	1.00	1.00	1.00
TOTAL PERSONNEL	29.00	29.00	29.00

Contact Information	Kevin Uhen, Field Operations Manager, 920-232-5382, kuhen@ci.oshkosh.wi.us

01000430 - STREET DIVISION

	2017 Actuals	2018 Actuals	2019 Original	2019 Projected	2020 Adopted
01000430 - STREET DIVISION	**2,080,176.66**	**2,075,869.40**	**2,352,300.00**	**2,205,300.00**	**2,289,200.00**
Revenue					
4525 - STREET SPEC EVENT REVENUE	0.00	-15,706.25	-9,000.00	-16,400.00	-16,500.00
4526 - STREET NON-SPEC EVENT REVENUE	0.00	-657.78	-1,000.00	-800.00	-800.00
4557 - STREET SERVICES	-12,731.49	-910.45	-1,000.00	0.00	0.00
4812 - SERVICE CHARGE-STREET	-256,461.22	-251,107.56	-223,300.00	-249,500.00	-250,000.00
4814 - SERVICE CHARGE-UTILITIES	-186,757.36	-187,642.93	-189,600.00	-183,600.00	-188,200.00
4972 - MISCELLANEOUS REVENUE	0.00	-1,116.55	0.00	0.00	0.00
4983 - SPEC EVENT EQUIP DISCOUNT	0.00	1,824.61	1,100.00	-1,500.00	-800.00
Revenue Total	**-455,950.07**	**-455,316.91**	**-422,800.00**	**-451,800.00**	**-456,300.00**
Expense					
6102 - REGULAR PAY	1,462,917.32	1,470,351.17	1,558,600.00	1,526,600.00	1,596,100.00
6103 - REGULAR PAY - TEMP EMPLOYEE	6,576.71	6,917.77	10,300.00	5,100.00	10,600.00
6104 - OVERTIME PAY	22,148.83	32,683.29	29,600.00	29,600.00	30,400.00
6302 - FICA - EMPLOYERS SHARE	109,009.74	110,764.34	118,800.00	116,200.00	121,500.00
6304 - WISCONSIN RETIREMENT FUND	100,960.30	100,399.30	104,000.00	102,700.00	110,400.00
6306 - HEALTH INSURANCE	399,958.88	373,341.65	421,100.00	359,400.00	334,800.00
6307 - HEALTH INSURANCE ADMIN FEE	0.00	0.00	4,400.00	4,400.00	25,100.00
6308 - DENTAL	20,958.72	20,501.59	24,700.00	23,400.00	24,900.00
6310 - LIFE INSURANCE	3,368.52	3,083.39	3,500.00	3,700.00	3,800.00
6312 - INCOME CONTINUATION INSURANCE	0.00	0.00	0.00	0.00	0.00
6401 - CONTRACTUAL SERVICES	12,515.71	14,731.38	11,000.00	12,200.00	12,500.00
6420 - REPAIRS TO TOOLS & EQUIP	0.00	0.00	500.00	300.00	500.00
6426 - MAINT MACH/EQUIP/BLDG/STRUCT	0.00	0.00	500.00	400.00	500.00
6432 - EQUIPMENT RENTAL	329.26	221.07	500.00	900.00	800.00
6450 - ENGINEERING & CONSULTING FEES	35,697.50	10,065.00	0.00	0.00	0.00
6453 - VEHICLE LICENSE & REGISTRATION	149.00	0.00	200.00	200.00	200.00
6458 - CONFERENCE AND TRAINING	740.00	225.00	1,000.00	500.00	1,000.00
6459 - OTHER EMPLOYEE TRAINING	7,082.10	130.96	2,000.00	500.00	2,000.00
6460 - MEMBERSHIP DUES	225.00	211.00	300.00	200.00	200.00
6466 - MISC CONTRACTUAL SERVICES	22,707.83	31,621.96	70,000.00	24,000.00	45,000.00
6475 - TELEPHONES	1,705.28	2,380.35	2,300.00	2,400.00	2,500.00
6496 - LICENSES AND PERMITS	222.00	74.00	300.00	100.00	300.00
6503 - CLOTHING	4,340.63	4,489.13	4,100.00	4,100.00	4,500.00
6505 - OFFICE SUPPLIES	382.41	616.95	600.00	600.00	600.00
6507 - BOOKS & PERIODICALS	0.00	0.00	0.00	0.00	0.00
6517 - SUPPLIES/REPAIR PARTS	5,002.19	5,819.51	6,500.00	6,500.00	7,000.00
6518 - FUEL/PROPANE/OTHER GASES	0.00	50.62	100.00	100.00	100.00
6527 - JANITORIAL SUPPLIES	201.33	377.98	200.00	200.00	200.00
6529 - CHEMICALS	35.89	0.00	0.00	0.00	0.00
6535 - LANDSCAPING SUPPLIES	0.00	1,180.00	0.00	0.00	0.00
6537 - SAFETY EQUIPMENT	1,579.60	1,993.61	2,500.00	2,500.00	2,500.00
6544 - STREET OILING SUPPLIES	72,939.25	0.00	75,000.00	0.00	25,000.00
6545 - TOOLS & SHOP MATERIALS	5,434.48	6,154.58	5,000.00	4,400.00	5,000.00
6550 - MINOR EQUIPMENT	975.92	1,350.99	2,500.00	2,500.00	2,500.00
6557 - MEDICAL SUPPLIES	0.00	160.78	0.00	0.00	0.00
6561 - SODIUM CHLORIDE	153,792.36	257,186.71	225,000.00	292,900.00	240,000.00
6565 - STONE/GRAVEL/CONCRETE/ASPHALT	66,892.71	68,244.54	70,000.00	117,800.00	120,000.00
6589 - OTHER MATERIALS & SUPPLIES	17,277.26	5,857.69	20,000.00	12,700.00	15,000.00
Expense Total	**2,536,126.73**	**2,531,186.31**	**2,775,100.00**	**2,657,100.00**	**2,745,500.00**
Grand Total	**2,080,176.66**	**2,075,869.40**	**2,352,300.00**	**2,205,300.00**	**2,289,200.00**

CENTRAL GARAGE (0100-0450) PERFORMANCE REPORT

DEPARTMENT: PUBLIC WORKS

FUND: GENERAL

MISSION STATEMENT

To provide support services to meet the operational requirements of the Department of Public Works and other City Departments.

STRATEGIC PLAN GOALS

1 Improve and Maintain Our Infrastructure/City buildings
2 Improve and Maintain Our Infrastructure/City equipment
3
4
5

2019 ACCOMPLISHMENTS

- Continued performing maintenance and repair for Oshkosh Police Dept. vehicles
- Absorbed performing maintenance and repair for Oshkosh Fire Dept. vehicles
- Wrote specifications for major equipment approved for purchase in 2019
- Trained mechanics in Pierce fire apparatus and Emergency Vehicle Technician training
-

2020 GOALS

- Purchase vehicles/equipment approved for purchase in 2020
- Continue to develop personnel; ASE and EVT training, Jetter Vac and Sweeper training
- Improve preventive maintenance/reduce unscheduled downtime
-
-

TOTAL REVENUES and EXPENDITURES

	2017 Actuals	2018 Actuals	2019 Adopted	2019 Projected	2020 Adopted
REVENUE TOTAL	**418,480**	**478,478**	**457,200**	**461,300**	**501,800**
Personnel Exp	631,718	649,861	743,600	700,200	807,500
Operating Exp	1,158,331	1,197,587	1,306,700	1,313,600	1,369,600
EXPENSE TOTAL	**1,790,049**	**1,847,448**	**2,050,300**	**2,013,800**	**2,177,100**
SURPLUS / DEFICIT	**-1,371,568**	**-1,368,971**	**-1,593,100**	**-1,552,500**	**-1,675,300**

BUDGET VARIANCES

KEY PERFORMANCE INDICATORS

CENTRAL GARAGE (0100-0450)

PERSONNEL POSITIONS			
Position Title	Current Budgeted Employees	Current Actual Employees	2020 Proposed Employees
Public Works Mechanic Mgr	1.00	1.00	1.00
Mechanics Division Coordinator	1.00	1.00	1.00
Equipment Master Mechanic	1.00	0.00	0.00
Equipment Mechanic Central Garage	5.00	6.00	6.00
Welder	1.00	1.00	1.00
Fleet and Equipment Technician	0.00	1.00	1.00
TOTAL PERSONNEL	9.00	10.00	10.00

Contact Information

Travis C. Hildebrandt, Public Works Mechanic Mgr.,
920-232-5384, thildebrandt@ci.oshkosh.wi.us

01000450 - CENTRAL GARAGE DIVISION

	2017 Actuals	2018 Actuals	2019 Original	2019 Projected	2020 Adopted
01000450 - CENTRAL GARAGE DIVISION	**1,371,568.38**	**1,368,970.64**	**1,593,100.00**	**1,552,500.00**	**1,675,300.00**
Revenue					
4551 - FUEL REVENUE	-45,867.91	-54,818.22	-46,200.00	-63,700.00	-64,400.00
4815 - SERVICE CHARGE-CENTRAL GARAGE	-372,612.35	-423,659.61	-411,000.00	-397,600.00	-437,400.00
Revenue Total	**-418,480.26**	**-478,477.83**	**-457,200.00**	**-461,300.00**	**-501,800.00**
Expense					
6102 - REGULAR PAY	418,955.37	437,321.24	502,200.00	475,000.00	562,100.00
6104 - OVERTIME PAY	912.87	2,800.77	1,900.00	6,200.00	2,900.00
6302 - FICA - EMPLOYERS SHARE	30,017.41	31,342.51	37,000.00	36,100.00	41,000.00
6304 - WISCONSIN RETIREMENT FUND	28,542.71	29,470.94	33,000.00	31,500.00	38,100.00
6306 - HEALTH INSURANCE	142,986.30	138,138.10	155,900.00	139,800.00	144,000.00
6307 - HEALTH INSURANCE ADMIN FEE	0.00	0.00	1,300.00	1,300.00	7,300.00
6308 - DENTAL	9,478.33	9,874.22	11,200.00	9,600.00	10,900.00
6310 - LIFE INSURANCE	824.56	913.33	1,100.00	700.00	1,200.00
6312 - INCOME CONTINUATION INSURANCE	0.00	0.00	0.00	0.00	0.00
6401 - CONTRACTUAL SERVICES	22,416.54	19,502.13	21,000.00	21,000.00	22,200.00
6404 - POSTAGE & SHIPPING	0.00	2.00	0.00	0.00	0.00
6418 - REPAIRS TO MOTOR VEHICLES	47,925.70	10,466.45	36,000.00	44,000.00	40,000.00
6419 - REPAIRS TO TIRES	4,774.26	4,721.14	4,400.00	4,900.00	4,600.00
6420 - REPAIRS TO TOOLS & EQUIP	3,887.09	1,257.39	1,200.00	2,800.00	1,200.00
6424 - MAINTENANCE OFFICE EQUIPMENT	0.00	0.00	100.00	200.00	100.00
6426 - MAINT MACH/EQUIP/BLDG/STRUCT	27,762.65	9,581.65	14,000.00	10,000.00	11,000.00
6427 - MAINTENANCE COMPUTER SOFTWARE	4,385.48	775.72	1,000.00	0.00	0.00
6432 - EQUIPMENT RENTAL	1,604.29	1,997.71	2,000.00	2,300.00	2,400.00
6440 - OTHER RENTAL	0.00	0.00	100.00	0.00	100.00
6448 - SPECIAL SERVICES	1,034.00	907.00	1,000.00	1,200.00	1,000.00
6453 - VEHICLE LICENSE & REGISTRATION	0.00	0.00	0.00	0.00	0.00
6458 - CONFERENCE AND TRAINING	1,930.00	50.00	2,000.00	4,000.00	4,000.00
6459 - OTHER EMPLOYEE TRAINING	993.59	83.33	2,000.00	1,000.00	1,000.00
6466 - MISC CONTRACTUAL SERVICES	6,629.00	283.00	500.00	300.00	500.00
6471 - ELECTRICITY	50,910.68	53,183.61	54,000.00	51,100.00	53,600.00
6472 - SEWER SERVICE	7,104.77	9,941.34	12,900.00	12,900.00	13,900.00
6473 - WATER SERVICE	9,795.80	14,555.10	19,300.00	18,200.00	15,700.00
6474 - GAS SERVICE	23,295.92	26,419.01	29,200.00	26,100.00	26,800.00
6475 - TELEPHONES	2,894.66	2,259.84	2,400.00	2,400.00	2,400.00
6476 - STORM SEWER	28,266.03	23,436.28	24,300.00	29,500.00	27,400.00
6496 - LICENSES AND PERMITS	1,196.00	131.60	700.00	700.00	700.00
6499 - MISC FIXED CHARGES	485.00	491.21	500.00	500.00	500.00
6503 - CLOTHING	440.83	759.98	700.00	700.00	900.00
6505 - OFFICE SUPPLIES	375.47	229.42	200.00	200.00	200.00
6506 - SOFTWARE SUPPLIES	0.00	0.00	0.00	800.00	1,800.00
6507 - BOOKS & PERIODICALS	839.70	787.68	700.00	700.00	700.00
6509 - COMPUTER SUPPLIES	423.18	218.32	200.00	800.00	300.00
6511 - DIESEL FUEL	298,885.70	357,930.27	374,000.00	364,400.00	402,000.00
6512 - COMPRESSED NATURAL GAS	65,846.64	68,864.22	66,400.00	69,500.00	74,900.00
6513 - MOTOR OIL (LUBRICANTS)	19,672.46	17,174.11	20,500.00	21,500.00	22,500.00
6514 - GASOLINE - UNLEADED	230,197.55	262,978.16	290,100.00	281,800.00	304,700.00
6517 - SUPPLIES/REPAIR PARTS	195,312.06	187,131.00	205,000.00	210,000.00	209,000.00
6518 - FUEL/PROPANE/OTHER GASES	4,795.48	3,721.09	5,000.00	5,000.00	5,000.00
6519 - TIRES, TUBES & RIMS	21,534.50	22,915.81	24,000.00	24,000.00	24,000.00
6527 - JANITORIAL SUPPLIES	7,861.34	5,002.53	6,400.00	6,200.00	6,500.00
6529 - CHEMICALS	5,819.21	13,119.01	15,000.00	15,000.00	15,000.00
6535 - LANDSCAPING SUPPLIES	995.80	687.80	2,500.00	2,500.00	2,500.00
6537 - SAFETY EQUIPMENT	947.23	715.94	700.00	700.00	800.00
6545 - TOOLS & SHOP MATERIALS	8,942.52	9,942.32	10,000.00	11,000.00	11,000.00
6550 - MINOR EQUIPMENT	5,150.01	11,189.99	5,000.00	10,000.00	5,000.00
6555 - ENVIRONMENTAL SUPPLIES	1,480.00	1,525.68	1,500.00	1,500.00	1,500.00
6557 - MEDICAL SUPPLIES	0.00	19.88	200.00	200.00	200.00

01000450 - CENTRAL GARAGE DIVISION

	2017 Actuals	2018 Actuals	2019 Original	2019 Projected	2020 Adopted
6589 - OTHER MATERIALS & SUPPLIES	41,519.95	52,628.64	50,000.00	54,000.00	52,000.00
Expense Total	**1,790,048.64**	**1,847,448.47**	**2,050,300.00**	**2,013,800.00**	**2,177,100.00**
Grand Total	**1,371,568.38**	**1,368,970.64**	**1,593,100.00**	**1,552,500.00**	**1,675,300.00**

PARKS (0100-0610) PERFORMANCE REPORT

DEPARTMENT: PARKS

FUND: GENERAL

MISSION STATEMENT

The City of Oshkosh seeks to provide a park and recreation system that will meet the needs of our current residents and future generations, preserve and protect the City's open space, water, historical and natural resources, and provide a park and recreation program that is designed to enhance the City's quality of life.

STRATEGIC PLAN GOALS

1 Promote and develop public/private partnerships
2 Strengthen our neighborhoods
3 Enhance our quality of life services and assets
4
5

2019 ACCOMPLISHMENTS

- Athletic field reconstruction at Spanbauer, Rainbow, and Teichmiller Parks
- Play equipment replacements at Menominee and Stoegbauer Parks
- Westhaven Circle Park restroom renovation
- Assisted with William Waters Plaza construction
- Menominee Park Oaks Trail asphalt repaving
- Lakeshore Park Master Plan

2020 GOALS

- Congress Tot Lot play equipment replacement
- Lakeshore Park phase 1 development
- Spanbauer Field restroom renovations
- Westhaven Park play equipment replacement, park light replacement
-

TOTAL REVENUES and EXPENDITURES

	2017 Actuals	2018 Actuals	2019 Adopted	2019 Projected	2020 Adopted
REVENUE TOTAL	**50,077**	**46,752**	**43,400**	**59,700**	**44,300**
Personnel Exp	1,276,774	1,326,325	1,353,200	1,355,200	1,377,300
Operating Exp	440,917	448,186	481,900	490,300	510,500
EXPENSE TOTAL	**1,717,691**	**1,774,512**	**1,835,100**	**1,845,500**	**1,887,800**
SURPLUS / DEFICIT	**-1,667,613**	**-1,727,760**	**-1,791,700**	**-1,785,800**	**-1,843,500**

BUDGET VARIANCES

Propane (6518) to operate new HVAC system at the Zoo Maintenance Building

KEY PERFORMANCE INDICATORS

KEY PERFORMANCE INDICATORS (continued)

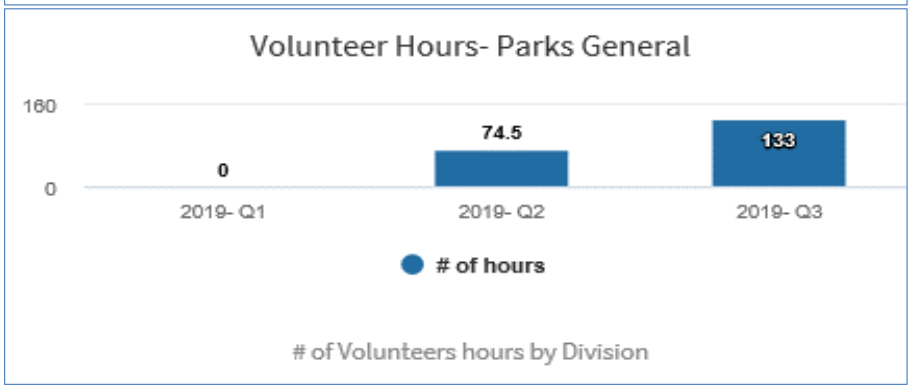

PERSONNEL POSITIONS

Position Title	Current Budgeted Employees	Current Actual Employees	2020 Proposed Employees
Director of Parks	1.00	1.00	1.00
Assistant Director of Parks	1.00	1.00	1.00
Parks Revenue & Facilities Manager	0.64	0.64	0.64
Parks Trades Technician	7.00	7.00	7.00
Plumber	1.00	1.00	1.00
Lead Parks Maintenance Worker	1.00	1.00	1.00
Zoo Specialist	1.00	1.00	1.00
Parks Maintenance Worker	1.00	1.00	1.00
Equipment Mechanic Parks	1.00	1.00	1.00
Administrative Assistant	1.00	1.00	1.00
Marketing/Fund Devel Coord	0.23	0.23	0.23
Seasonal Help	2.93	2.93	2.93
TOTAL PERSONNEL	18.80	18.80	18.80

Contact Information	Ray Maurer, Parks Director, 920-236-5080, rmaurer@ci.oshkosh.wi.us

01000610 - PARKS DIVISION

	2017 Actuals	2018 Actuals	2019 Original	2019 Projected	2020 Adopted
01000610 - PARKS DIVISION	**1,667,613.39**	**1,727,759.84**	**1,791,700.00**	**1,785,800.00**	**1,843,500.00**
Revenue					
4260 - GRANTS AND AIDS	0.00	-2,978.00	0.00	0.00	0.00
4527 - PARKS SPEC EVENT REVENUE	0.00	-2,838.09	-2,800.00	-5,400.00	-1,300.00
4572 - PARK FACILITY RENTALS	-30,355.86	-31,496.42	-41,100.00	-33,000.00	-33,000.00
4908 - INTEREST-OTHER INVESTMENTS	0.00	-40.49	0.00	0.00	0.00
4952 - GIFTS & DONATIONS	-3,159.96	-7,770.41	0.00	-14,800.00	-7,500.00
4972 - MISCELLANEOUS REVENUE	-16,561.62	-2,194.32	0.00	-7,000.00	-3,000.00
4983 - SPEC EVENT EQUIP DISCOUNT	0.00	565.96	500.00	500.00	500.00
Revenue Total	**-50,077.44**	**-46,751.77**	**-43,400.00**	**-59,700.00**	**-44,300.00**
Expense					
6102 - REGULAR PAY	867,638.35	922,070.28	945,200.00	954,400.00	976,300.00
6103 - REGULAR PAY - TEMP EMPLOYEE	66,919.92	60,066.95	60,200.00	60,200.00	61,700.00
6104 - OVERTIME PAY	5,370.20	6,990.78	4,600.00	4,600.00	4,700.00
6302 - FICA - EMPLOYERS SHARE	69,290.91	73,276.77	75,500.00	76,100.00	77,500.00
6304 - WISCONSIN RETIREMENT FUND	59,530.87	63,162.93	62,200.00	62,900.00	66,200.00
6306 - HEALTH INSURANCE	197,698.56	190,048.46	191,400.00	182,700.00	167,100.00
6307 - HEALTH INSURANCE ADMIN FEE	0.00	0.00	2,500.00	2,500.00	12,100.00
6308 - DENTAL	8,139.32	8,307.04	9,000.00	8,900.00	9,000.00
6310 - LIFE INSURANCE	2,186.19	2,402.06	2,600.00	2,900.00	2,700.00
6312 - INCOME CONTINUATION INSURANCE	0.00	0.00	0.00	0.00	0.00
6401 - CONTRACTUAL SERVICES	28,930.78	23,586.21	22,000.00	22,000.00	22,000.00
6402 - AUTO ALLOWANCE	960.00	971.20	1,000.00	1,000.00	1,000.00
6408 - PRINTING & BINDING	1.09	95.34	300.00	300.00	300.00
6410 - ADVERTISING/MARKETING	0.00	0.00	500.00	500.00	500.00
6418 - REPAIRS TO MOTOR VEHICLES	7,789.71	4,365.10	5,000.00	4,000.00	4,000.00
6419 - REPAIRS TO TIRES	157.27	61.40	300.00	1,700.00	1,500.00
6420 - REPAIRS TO TOOLS & EQUIP	134.04	79.06	0.00	100.00	0.00
6426 - MAINT MACH/EQUIP/BLDG/STRUCT	5,671.34	9,487.12	8,500.00	7,000.00	7,000.00
6432 - EQUIPMENT RENTAL	2,413.15	3,047.52	2,300.00	2,300.00	2,300.00
6440 - OTHER RENTAL	860.00	6,532.04	9,900.00	10,100.00	0.00
6445 - LAND FILL FEES	1,003.61	849.49	1,200.00	1,800.00	1,500.00
6446 - CONTRACTUAL EMPLOYMENT	0.00	1,074.00	1,200.00	0.00	1,200.00
6448 - SPECIAL SERVICES	2,716.00	7,433.00	6,000.00	8,000.00	8,000.00
6453 - VEHICLE LICENSE & REGISTRATION	0.00	0.00	0.00	200.00	0.00
6458 - CONFERENCE AND TRAINING	4,343.53	3,918.52	7,500.00	6,000.00	7,500.00
6459 - OTHER EMPLOYEE TRAINING	160.00	0.00	0.00	1,200.00	0.00
6460 - MEMBERSHIP DUES	820.00	1,091.00	1,100.00	1,100.00	1,100.00
6466 - MISC CONTRACTUAL SERVICES	4,664.00	0.00	0.00	0.00	0.00
6469 - UNCOLLECTIBLE ACCOUNTS	1,955.01	0.00	0.00	0.00	0.00
6471 - ELECTRICITY	76,958.04	73,549.60	78,000.00	75,000.00	78,700.00
6472 - SEWER SERVICE	18,812.14	17,538.48	15,300.00	18,000.00	19,500.00
6473 - WATER SERVICE	39,173.59	38,027.88	29,700.00	35,000.00	38,900.00
6474 - GAS SERVICE	8,532.50	11,385.00	11,000.00	13,000.00	13,300.00
6475 - TELEPHONES	1,653.10	2,141.85	1,900.00	2,100.00	2,100.00
6476 - STORM SEWER	82,724.60	89,929.10	92,100.00	92,100.00	98,600.00
6496 - LICENSES AND PERMITS	1,686.40	897.25	1,200.00	1,000.00	1,000.00
6499 - MISC FIXED CHARGES	1,917.40	2,533.59	3,000.00	2,500.00	3,000.00
6503 - CLOTHING	1,728.95	1,816.58	2,000.00	2,000.00	2,500.00
6505 - OFFICE SUPPLIES	1,339.99	1,320.21	1,300.00	1,300.00	1,300.00
6506 - SOFTWARE SUPPLIES	526.80	0.00	0.00	0.00	0.00
6507 - BOOKS & PERIODICALS	459.14	484.55	600.00	600.00	600.00
6509 - COMPUTER SUPPLIES	135.31	0.00	0.00	100.00	0.00
6513 - MOTOR OIL (LUBRICANTS)	1,860.50	788.56	2,500.00	2,000.00	2,500.00
6517 - SUPPLIES/REPAIR PARTS	36,714.61	42,853.36	42,000.00	42,000.00	42,000.00
6518 - FUEL/PROPANE/OTHER GASES	1,345.45	2,499.50	2,200.00	15,000.00	15,000.00
6519 - TIRES, TUBES & RIMS	2,536.42	1,870.06	2,600.00	5,500.00	3,000.00

01000610 - PARKS DIVISION

	2017 Actuals	2018 Actuals	2019 Original	2019 Projected	2020 Adopted
6527 - JANITORIAL SUPPLIES	13,868.88	12,111.96	15,000.00	15,000.00	15,000.00
6529 - CHEMICALS	4,850.14	3,566.86	5,000.00	7,400.00	6,000.00
6535 - LANDSCAPING SUPPLIES	8,703.19	38,211.81	35,000.00	30,000.00	35,000.00
6537 - SAFETY EQUIPMENT	612.09	1,540.88	1,200.00	1,600.00	1,600.00
6545 - TOOLS & SHOP MATERIALS	4,002.02	5,654.63	5,500.00	4,500.00	5,000.00
6550 - MINOR EQUIPMENT	10,967.00	1,632.99	3,000.00	4,300.00	3,000.00
6555 - ENVIRONMENTAL SUPPLIES	55.50	0.00	0.00	0.00	0.00
6557 - MEDICAL SUPPLIES	46.29	190.32	0.00	0.00	0.00
6565 - STONE/GRAVEL/CONCRETE/ASPHALT	15,226.41	6,238.31	20,000.00	18,000.00	20,000.00
6589 - OTHER MATERIALS & SUPPLIES	41,584.59	28,812.01	45,000.00	35,000.00	45,000.00
6721 - INTEREST EXPENSE	315.93	0.00	0.00	0.00	0.00
Expense Total	**1,717,690.83**	**1,774,511.61**	**1,835,100.00**	**1,845,500.00**	**1,887,800.00**
Grand Total	**1,667,613.39**	**1,727,759.84**	**1,791,700.00**	**1,785,800.00**	**1,843,500.00**

FORESTRY (0100-0620) PERFORMANCE REPORT

DEPARTMENT: PARKS

FUND: GENERAL

MISSION STATEMENT

The City of Oshkosh seeks to provide a park and recreation system that will meet the needs of our current residents and future generations, preserve and protect the City's open space, water, historical and natural resources, and provide a park and recreation program that is designed to enhance the City's quality of life.

STRATEGIC PLAN GOALS

1 Promote and develop public/private partnerships

2 Strengthen our neighborhoods

3 Improve our quality of life assets

4

5

2019 ACCOMPLISHMENTS

- Continued EAB mitigation and removals. Treated 225 Ash trees.
- Planted 180 additional trees in neighborhood association areas.
- Completed 2019 Pruning schedule Pruned 1,820 trees.
- Updated GIS tree inventory/pruning data
- Implemented several tree planting grant projects

2020 GOALS

- Complete tree planting project for 2020 DNR Grant
- Continue EAB mitigation treatment and removals
- Update 2020 tree inventory and pruning data
- Prune 1/5 of City street trees per the pruning schedule
- Implement Landscape Operations items in Parks Department Strategic Plan

TOTAL REVENUES and EXPENDITURES

	2017 Actuals	2018 Actuals	2019 Adopted	2019 Projected	2020 Adopted
REVENUE TOTAL	**8,625**	**8,193**	**12,000**	**11,500**	**6,500**
Personnel Exp	299,277	306,593	306,400	317,600	316,200
Operating Exp	41,172	48,145	47,800	46,700	50,800
EXPENSE TOTAL	**340,449**	**354,737**	**354,200**	**364,300**	**367,000**
SURPLUS / DEFICIT	**-331,824**	**-346,544**	**-342,200**	**-352,800**	**-360,500**

BUDGET VARIANCES

KEY PERFORMANCE INDICATORS

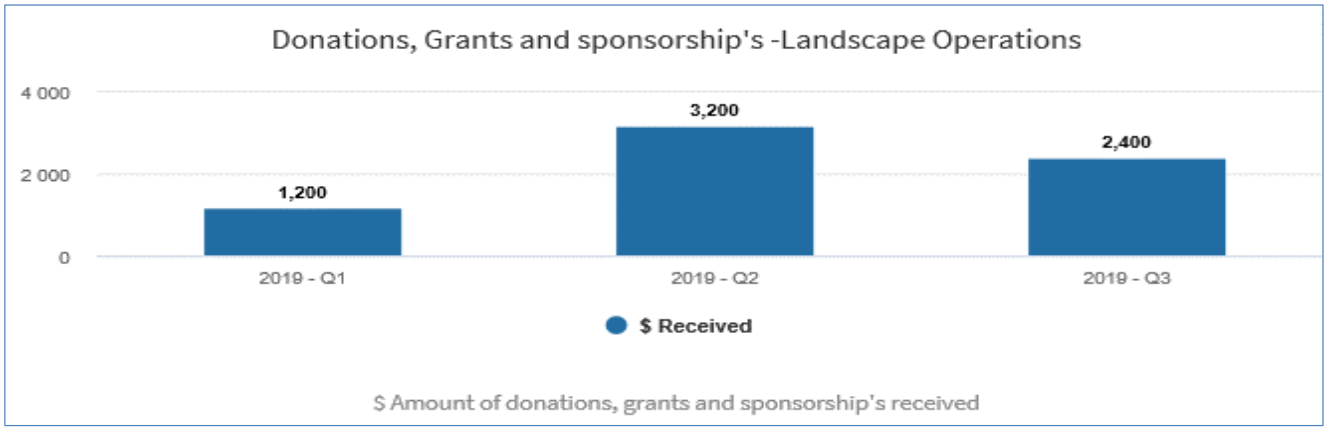

KEY PERFORMANCE INDICATORS (continued)

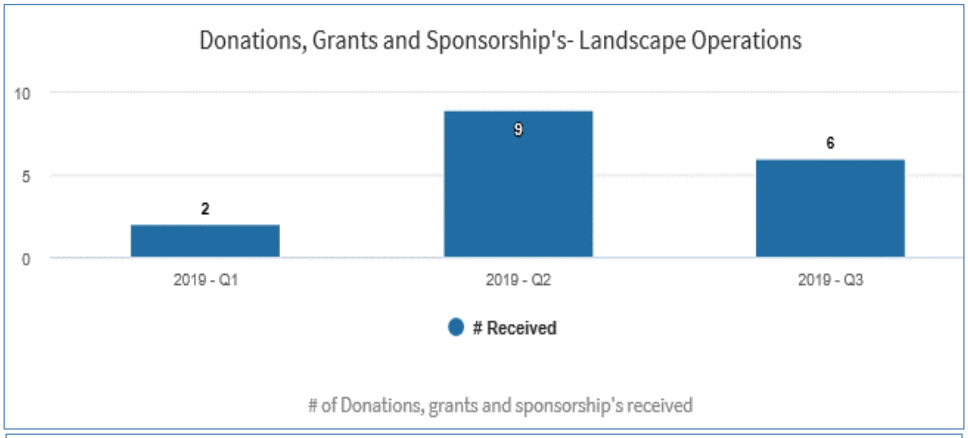

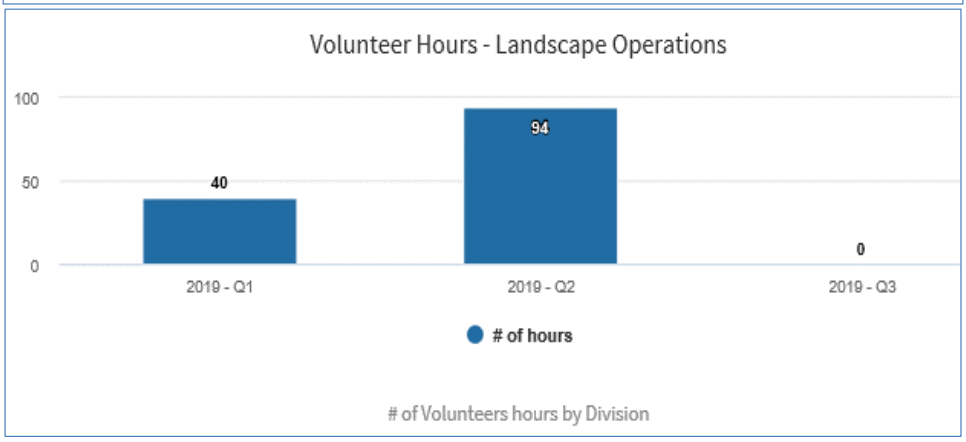

PERSONNEL POSITIONS

Position Title	Current Budgeted Employees	Current Actual Employees	2020 Proposed Employees
Landscape Operations Tech	1.00	1.00	1.00
Arborist	2.00	2.00	2.00
Horticulturist	1.00	1.00	1.00
Seasonal Help	0.28	0.28	0.28
TOTAL PERSONNEL	4.28	4.28	4.28

Contact Information	Bill Sturm, Landscape Operations Manager, 920-232-5314, bsturm@ci.oshkosh.wi.us

01000620 - FORESTRY DIVISION

	2017 Actuals	2018 Actuals	2019 Original	2019 Projected	2020 Adopted
01000620 - FORESTRY DIVISION	**331,824.22**	**346,543.79**	**342,200.00**	**352,800.00**	**360,500.00**
Revenue					
4236 - STATE AID-OTHER	0.00	-1,610.00	-5,000.00	-5,000.00	0.00
4950 - SPONSORSHIP	-2,625.00	0.00	0.00	-300.00	-300.00
4952 - GIFTS & DONATIONS	-6,000.00	-6,333.31	-7,000.00	-6,000.00	-6,000.00
4972 - MISCELLANEOUS REVENUE	0.00	-250.00	0.00	-200.00	-200.00
Revenue Total	**-8,625.00**	**-8,193.31**	**-12,000.00**	**-11,500.00**	**-6,500.00**
Expense					
6102 - REGULAR PAY	206,433.76	212,409.89	215,900.00	217,300.00	222,800.00
6103 - REGULAR PAY - TEMP EMPLOYEE	6,231.83	5,582.14	6,200.00	6,200.00	6,400.00
6104 - OVERTIME PAY	2,745.00	5,025.01	1,000.00	5,000.00	1,000.00
6302 - FICA - EMPLOYERS SHARE	15,910.30	16,496.35	16,600.00	17,500.00	17,000.00
6304 - WISCONSIN RETIREMENT FUND	14,219.93	14,559.77	14,200.00	14,400.00	15,100.00
6306 - HEALTH INSURANCE	50,547.47	49,138.20	48,400.00	52,200.00	46,700.00
6307 - HEALTH INSURANCE ADMIN FEE	0.00	0.00	800.00	800.00	3,200.00
6308 - DENTAL	2,690.06	2,872.23	2,800.00	3,500.00	3,400.00
6310 - LIFE INSURANCE	498.40	508.92	500.00	700.00	600.00
6312 - INCOME CONTINUATION INSURANCE	0.00	0.00	0.00	0.00	0.00
6401 - CONTRACTUAL SERVICES	0.00	615.70	0.00	600.00	600.00
6408 - PRINTING & BINDING	10.20	12.88	100.00	100.00	100.00
6418 - REPAIRS TO MOTOR VEHICLES	6,830.08	8,943.07	6,000.00	7,500.00	7,000.00
6419 - REPAIRS TO TIRES	372.19	258.00	400.00	200.00	400.00
6420 - REPAIRS TO TOOLS & EQUIP	0.00	0.00	200.00	500.00	1,000.00
6424 - MAINTENANCE OFFICE EQUIPMENT	-10.13	0.00	100.00	0.00	0.00
6426 - MAINT MACH/EQUIP/BLDG/STRUCT	0.00	0.00	100.00	0.00	0.00
6453 - VEHICLE LICENSE & REGISTRATION	0.00	0.00	200.00	200.00	200.00
6458 - CONFERENCE AND TRAINING	2,008.75	1,407.25	2,000.00	1,900.00	2,000.00
6459 - OTHER EMPLOYEE TRAINING	125.00	0.00	0.00	0.00	0.00
6460 - MEMBERSHIP DUES	1,490.00	1,165.00	1,500.00	1,500.00	1,500.00
6496 - LICENSES AND PERMITS	269.00	0.00	300.00	100.00	200.00
6503 - CLOTHING	383.00	458.23	500.00	200.00	500.00
6505 - OFFICE SUPPLIES	47.13	148.67	100.00	100.00	100.00
6513 - MOTOR OIL (LUBRICANTS)	258.98	0.00	200.00	100.00	200.00
6517 - SUPPLIES/REPAIR PARTS	5,254.13	18,981.41	6,000.00	8,000.00	7,000.00
6519 - TIRES, TUBES & RIMS	1,560.68	893.78	1,500.00	500.00	1,500.00
6527 - JANITORIAL SUPPLIES	8.47	116.72	200.00	100.00	100.00
6529 - CHEMICALS	3,000.00	0.00	2,000.00	2,000.00	2,000.00
6535 - LANDSCAPING SUPPLIES	14,973.66	11,386.38	20,000.00	20,000.00	20,000.00
6537 - SAFETY EQUIPMENT	346.92	463.84	400.00	400.00	400.00
6545 - TOOLS & SHOP MATERIALS	1,783.83	1,036.67	1,000.00	1,200.00	1,000.00
6550 - MINOR EQUIPMENT	449.95	0.00	2,000.00	1,000.00	2,000.00
6589 - OTHER MATERIALS & SUPPLIES	2,010.63	2,256.99	3,000.00	500.00	3,000.00
Expense Total	**340,449.22**	**354,737.10**	**354,200.00**	**364,300.00**	**367,000.00**
Grand Total	**331,824.22**	**346,543.79**	**342,200.00**	**352,800.00**	**360,500.00**

ASSESSOR DIVISION (0100-0080) PERFORMANCE REPORT

DEPARTMENT: COMMUNITY DEVELOPMENT

FUND: GENERAL

MISSION STATEMENT

The Assessor office complies with the State of Wisconsin Statutes. Wisconsin Statutes direct assessors to discover, list, and value all non-manufacturing, taxable, real and personal property within the City of Oshkosh from actual view or from the best information the assessor can practicably obtain. Continual updating of parcel information provides reliable information to the public, other city departments, and the data needed for fair and equitable property valuation.

STRATEGIC PLAN GOALS

1. Maintain equity in the appraising of all classes of property in the City of Oshkosh
2. Respond to citizen requests in a timely, informative, and thorough manner
3. Provide the public with information on our actions and decisions
4. Work with Economic Development on appraisals for various projects, pro formas, and TIF proposals
5. Review appraisals for other departments for acquisitions and estimates of values

2019 ACCOMPLISHMENTS

- Performed Residential and Commercial Neighborhood Maintenance Reviews
- Reviewed Residential and Commercial Building Permits
- Validated and Reviewed Residential and Commercial Sales
- Submitted All Reports to the Department of Revenue in a timely manner
- Completed Zone B Attachment of Town of Algoma Parcels
- Update Website File Downloads with Residential and Commercial Sales

2020 GOALS

- Perform Residential and Commercial Neighborhood Maintenance Reviews
- Review Residential and Commercial Building Permits
- Validate and Review Residential and Commercial Sales
- Submit All Reports to the Department of Revenue in a timely manner
- Create New Change of Assessment Notice

TOTAL REVENUES and EXPENDITURES

	2017 Actuals	2018 Actuals	2019 Adopted	2019 Projected	2020 Adopted
REVENUE TOTAL	**155,868**	**128,233**	**112,400**	**112,400**	**110,000**
Personnel Exp	427,375	436,446	442,900	448,800	457,500
Operating Exp	176,773	80,025	90,000	83,200	91,400
EXPENSE TOTAL	**604,147**	**516,471**	**532,900**	**532,000**	**548,900**
SURPLUS / DEFICIT	**-448,280**	**-388,238**	**-420,500**	**-419,600**	**-438,900**

BUDGET VARIANCES

ASSESSOR DIVISION (0100-0080)

KEY PERFORMANCE INDICATORS

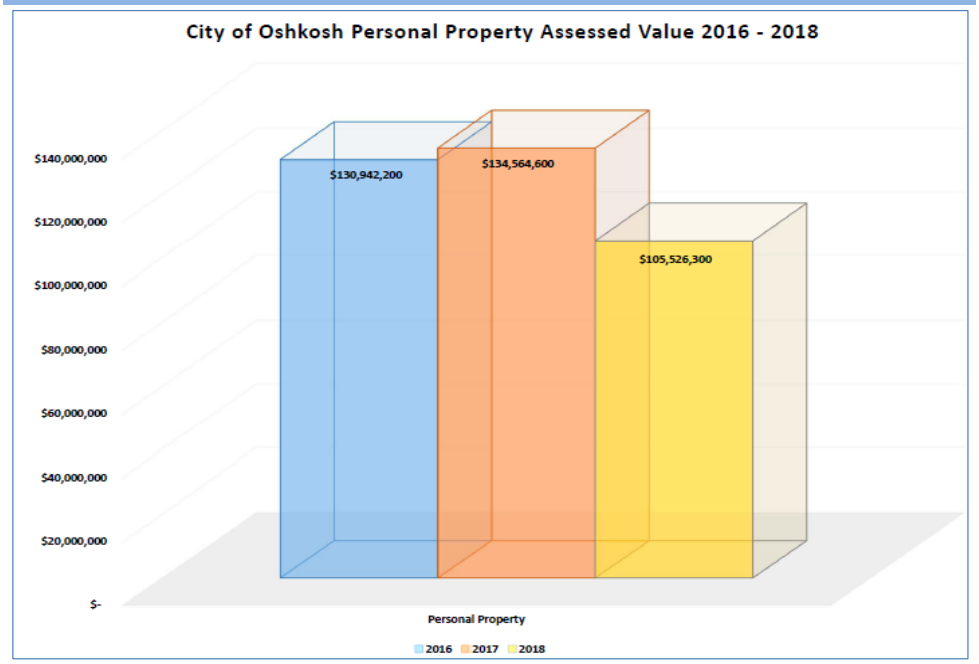

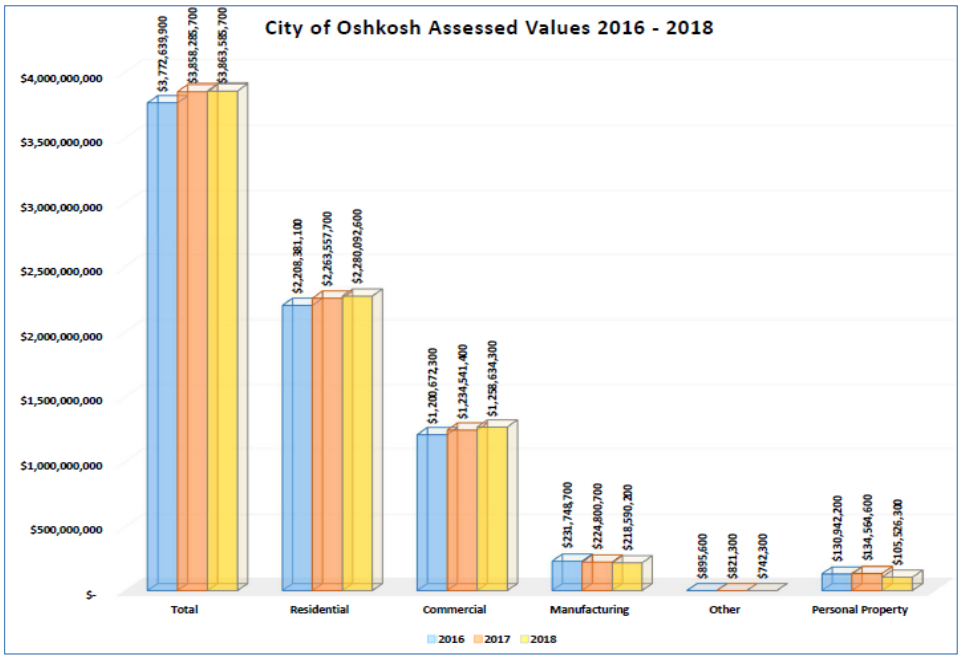

ASSESSOR DIVISION (0100-0080)

PERSONNEL POSITIONS			
Position Title	Current Budgeted Employees	Current Actual Employees	2020 Proposed Employees
City Assessor	1.00	1.00	1.00
Property Appraiser	3.00	3.00	3.00
Office Assistant	1.00	1.00	1.00
PT Assessment Tech	0.80	0.80	0.80
TOTAL PERSONNEL	5.80	5.80	5.80

Contact Information	Luke Alger, Assessor, 920-236-5070, lalger@ci.oshkosh.wi

01000080 - ASSESSOR DIVISION

	2017 Actuals	2018 Actuals	2019 Original	2019 Projected	2020 Adopted
01000080 - ASSESSOR DIVISION	**448,279.55**	**388,238.11**	**420,500.00**	**419,600.00**	**438,900.00**
Revenue					
4390 - ASSESSOR FEES	-155,867.82	-128,232.68	-112,400.00	-112,400.00	-110,000.00
Revenue Total	**-155,867.82**	**-128,232.68**	**-112,400.00**	**-112,400.00**	**-110,000.00**
Expense					
6102 - REGULAR PAY	294,897.25	309,922.34	288,800.00	314,400.00	326,600.00
6103 - REGULAR PAY - TEMP EMPLOYEE	0.00	0.00	26,300.00	0.00	0.00
6104 - OVERTIME PAY	4,436.50	0.00	0.00	0.00	0.00
6302 - FICA - EMPLOYERS SHARE	21,665.26	22,465.69	23,400.00	23,400.00	23,000.00
6304 - WISCONSIN RETIREMENT FUND	20,349.01	20,753.38	20,600.00	20,800.00	22,000.00
6306 - HEALTH INSURANCE	81,661.05	78,721.01	78,300.00	84,500.00	77,000.00
6307 - HEALTH INSURANCE ADMIN FEE	0.00	0.00	800.00	800.00	4,000.00
6308 - DENTAL	3,644.41	3,796.49	3,800.00	3,800.00	3,800.00
6310 - LIFE INSURANCE	721.04	787.24	900.00	1,100.00	1,100.00
6312 - INCOME CONTINUATION INSURANCE	0.00	0.00	0.00	0.00	0.00
6401 - CONTRACTUAL SERVICES	146,650.00	49,900.00	51,000.00	50,900.00	51,900.00
6402 - AUTO ALLOWANCE	2,886.98	3,971.53	4,500.00	4,500.00	4,500.00
6448 - SPECIAL SERVICES	18,640.64	18,614.09	21,400.00	18,300.00	21,400.00
6458 - CONFERENCE AND TRAINING	3,157.08	1,675.01	4,000.00	2,000.00	4,000.00
6459 - OTHER EMPLOYEE TRAINING	115.00	0.00	500.00	0.00	500.00
6460 - MEMBERSHIP DUES	250.00	1,404.00	1,600.00	1,600.00	1,800.00
6466 - MISC CONTRACTUAL SERVICES	251.25	60.00	600.00	200.00	600.00
6475 - TELEPHONES	1,779.94	583.36	1,000.00	600.00	800.00
6496 - LICENSES AND PERMITS	0.00	20.00	100.00	100.00	100.00
6505 - OFFICE SUPPLIES	1,522.90	1,548.09	2,000.00	2,000.00	2,000.00
6507 - BOOKS & PERIODICALS	1,281.60	1,937.20	2,500.00	2,500.00	2,800.00
6508 - MAPS & RECORDS	0.00	0.00	200.00	200.00	200.00
6510 - EMPLOYEE TRAINING MATERIALS	0.00	0.00	0.00	100.00	100.00
6550 - MINOR EQUIPMENT	0.00	235.83	0.00	0.00	0.00
6589 - OTHER MATERIALS & SUPPLIES	237.46	75.53	600.00	200.00	700.00
Expense Total	**604,147.37**	**516,470.79**	**532,900.00**	**532,000.00**	**548,900.00**
Grand Total	**448,279.55**	**388,238.11**	**420,500.00**	**419,600.00**	**438,900.00**

ECONOMIC DEVELOPMENT (0100-0730) PERFORMANCE REPORT

DEPARTMENT: COMMUNITY DEVELOPMENT

FUND: GENERAL

MISSION STATEMENT

Oshkosh will be a premier community in the Fox Valley by developing and retaining a diverse mix of employees and employment opportunities thereby enabling continued success in the local, regional, and global economies. The city will have a skilled workforce and an environment fostering entrepreneurial activity. Oshkosh will revitalize its downtown, central city area, and Fox River corridor by eliminating blighting conditions and addressing environmentally contaminated property.

STRATEGIC PLAN GOALS

1. Attract, expand, and retain businesses and workforce
2. Support redevelopment opportunities for central city, waterfront, and underutilized properties in the City
3. Continue to develop infrastructure needed to support business and residential development
4. Promote and market the City of Oshkosh
5. Develop an effective economic development incentive program

2019 ACCOMPLISHMENTS

- Completed Oshkosh Corporation Global Headquarters and supporting infrastructure
- $74,978 from Winnebago County and $105,000 from City of Oshkosh paid to GO-EDC .
- Engaged with 95 businesses and developers in the City.
- Sold three city-owned industrial park lots to private businesses.
- Awarded $3,243,000 in grants for city projects and businesses.
- Demolished 1202 Oshkosh Avenue, 1218 Oshkosh Avenue and 1302 Eastman

2020 GOALS

- Engage 75 businesses and developers in the City.
- Report on Economic Development KPI's.
- Continue to market city-owned properties and the transload terminal.
- Apply for grants that will facilitate growth in the central city.
- Open another riverwalk section-- Finish Pioneer Drive Riverwalk.

TOTAL REVENUES and EXPENDITURES

	2017 Actuals	2018 Actuals	2019 Adopted	2019 Projected	2020 Adopted
REVENUE TOTAL	**0**	**411,320**	**475,100**	**412,000**	**420,700**
Personnel Exp	447,107	476,369	489,000	466,400	521,700
Operating Exp	156,207	123,236	143,600	133,400	143,600
EXPENSE TOTAL	**603,314**	**599,605**	**632,600**	**599,800**	**665,300**
SURPLUS / DEFICIT	**-603,314**	**-188,284**	**-157,500**	**-187,800**	**-244,600**

BUDGET VARIANCES

KEY PERFORMANCE INDICATORS

ECONOMIC DEVELOPMENT (0100-0730)

PERSONNEL POSITIONS			
Position Title	Current Budgeted Employees	Current Actual Employees	2020 Proposed Employees
Director of Community Development	1.00	1.00	1.00
Economic Development Service Mgr	1.00	1.00	1.00
Economic Development Technician	1.00	0.00	0.00
Economic Development Analyst	0.00	1.00	1.00
Grants Coordinator	1.00	1.00	1.00
Administrative Assistant	1.00	1.00	1.00
Part-time	0.00	0.00	0.00
TOTAL PERSONNEL	5.00	5.00	5.00

Contact Information	Allen Davis, Director of Community Development, 920-236-5055, adavis@ci.oshkosh.wi.us

01000730 - ECONOMIC DEVELOPMENT

	2017 Actuals	2018 Actuals	2019 Original	2019 Projected	2020 Adopted
01000730 - ECONOMIC DEVELOPMENT	**603,313.87**	**188,284.38**	**157,500.00**	**187,800.00**	**244,600.00**
Revenue					
4811 - SERVICE CHARGE-COMMUNITY DEVEL	0.00	-411,320.35	-475,100.00	-412,000.00	-420,700.00
Revenue Total	**0.00**	**-411,320.35**	**-475,100.00**	**-412,000.00**	**-420,700.00**
Expense					
6102 - REGULAR PAY	332,185.82	358,436.58	362,400.00	351,600.00	389,700.00
6103 - REGULAR PAY - TEMP EMPLOYEE	0.00	0.00	3,100.00	0.00	3,200.00
6104 - OVERTIME PAY	4,148.72	2,728.58	6,500.00	6,500.00	6,700.00
6302 - FICA - EMPLOYERS SHARE	24,241.38	26,190.64	27,700.00	26,800.00	29,700.00
6304 - WISCONSIN RETIREMENT FUND	22,817.74	24,184.54	24,200.00	23,600.00	26,800.00
6306 - HEALTH INSURANCE	59,058.28	59,748.86	59,400.00	52,000.00	56,900.00
6307 - HEALTH INSURANCE ADMIN FEE	0.00	0.00	600.00	600.00	2,400.00
6308 - DENTAL	3,508.07	3,796.49	3,800.00	3,900.00	4,800.00
6310 - LIFE INSURANCE	1,146.58	1,283.16	1,300.00	1,400.00	1,500.00
6312 - INCOME CONTINUATION INSURANCE	0.00	0.00	0.00	0.00	0.00
6401 - CONTRACTUAL SERVICES	3,007.70	7,977.71	20,000.00	10,000.00	20,000.00
6402 - AUTO ALLOWANCE	1,936.96	2,195.01	2,000.00	1,500.00	2,000.00
6404 - POSTAGE & SHIPPING	31.55	98.80	0.00	0.00	0.00
6407 - CLOUD BASED COMPUTER SERVICES	0.00	240.00	0.00	0.00	0.00
6410 - ADVERTISING/MARKETING	1,215.51	0.00	1,000.00	1,000.00	1,000.00
6458 - CONFERENCE AND TRAINING	5,372.07	7,929.25	8,000.00	8,000.00	8,000.00
6459 - OTHER EMPLOYEE TRAINING	0.00	0.00	0.00	300.00	0.00
6460 - MEMBERSHIP DUES	1,975.00	2,077.50	2,500.00	2,500.00	2,500.00
6466 - MISC CONTRACTUAL SERVICES	138,627.17	98,000.00	105,000.00	105,000.00	105,000.00
6475 - TELEPHONES	977.50	1,041.86	1,200.00	1,200.00	1,200.00
6503 - CLOTHING	0.00	94.50	0.00	0.00	0.00
6505 - OFFICE SUPPLIES	2,238.21	2,419.50	3,500.00	3,500.00	3,500.00
6506 - SOFTWARE SUPPLIES	137.98	0.00	0.00	0.00	0.00
6507 - BOOKS & PERIODICALS	427.68	593.02	400.00	400.00	400.00
6509 - COMPUTER SUPPLIES	155.91	0.00	0.00	0.00	0.00
6537 - SAFETY EQUIPMENT	18.97	63.75	0.00	0.00	0.00
6589 - OTHER MATERIALS & SUPPLIES	85.07	504.98	0.00	0.00	0.00
Expense Total	**603,313.87**	**599,604.73**	**632,600.00**	**599,800.00**	**665,300.00**
Grand Total	**603,313.87**	**188,284.38**	**157,500.00**	**187,800.00**	**244,600.00**

PLANNING DIVISION (0100-0740) PERFORMANCE REPORT

DEPARTMENT: COMMUNITY DEVELOPMENT

FUND: GENERAL

MISSION STATEMENT

The Planning Division advises the City Manager, City Council and its commissions, the business community, and the general public on current land use and development issues. The Planning Division also maintains the Comprehensive Plan, Zoning Ordinance, and maps that provide the policy and regulatory basis for land use and development in the community. Planning Staff also work closely with neighborhood associations and other similar interest groups on neighborhood and housing issues.

STRATEGIC PLAN GOALS

1. Administration of Strategic Plan congruent planning documents: Comprehensive Plan, Sustainability
2. Plan, Bicycle & Pedestrian Plan
3. Help create neighborhood associations throughout the City that will help create a neighborhood sense of place and belonging.
4. Support strong, safe neighborhoods.

2019 ACCOMPLISHMENTS

- Completed TID Project Plans Nos. 36 and 37 for Merge Development and Aviation Plaza
- Adopted Public Arts and Beautification Plan
- Adopted Menominee South Neighborhood Plan
- Completed Sawdust District Plan
- Continued development and refinement for the Neighborhood Quality of Life Analysis map tool

2020 GOALS

- Complete Winnebago County Air Zone Regulations revisions.
- Complete Subdivision regulations revisions
- Complete Corridor and Traffic Study for Jackson Street
- Adopt possible 6th Neighborhood Plan
- Implementation of digital record keeping

TOTAL REVENUES and EXPENDITURES

	2017 Actuals	2018 Actuals	2019 Adopted	2019 Projected	2020 Adopted
REVENUE TOTAL	**792,792**	**426,354**	**369,300**	**432,400**	**449,300**
Personnel Exp	690,222	703,096	728,500	686,900	727,500
Operating Exp	23,775	15,094	67,900	68,300	33,100
EXPENSE TOTAL	**713,996**	**718,190**	**796,400**	**755,200**	**760,600**
SURPLUS / DEFICIT	**78,796**	**-291,836**	**-427,100**	**-322,800**	**-311,300**

BUDGET VARIANCES

KEY PERFORMANCE INDICATORS

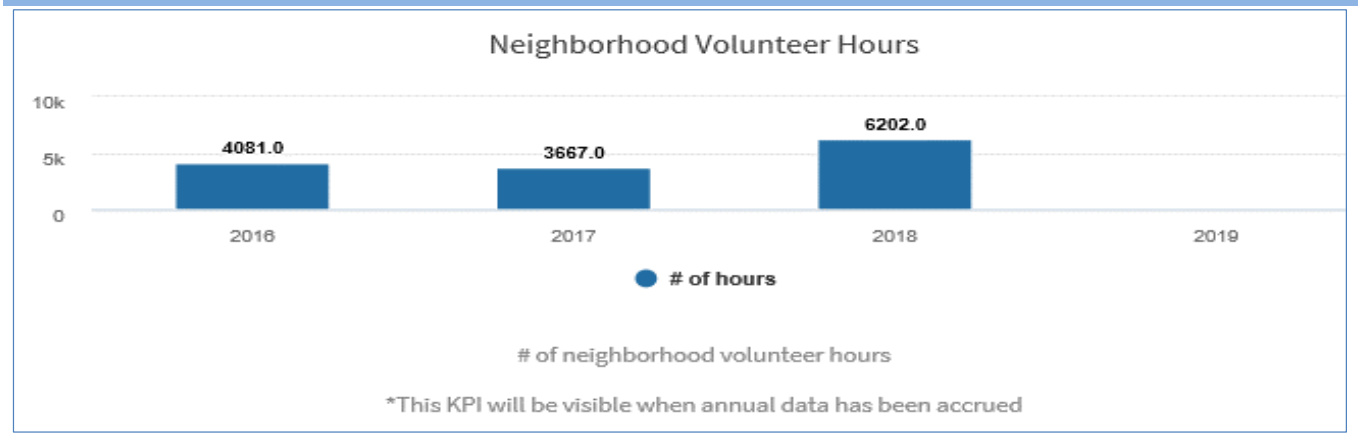

KEY PERFORMANCE INDICATORS (continued)

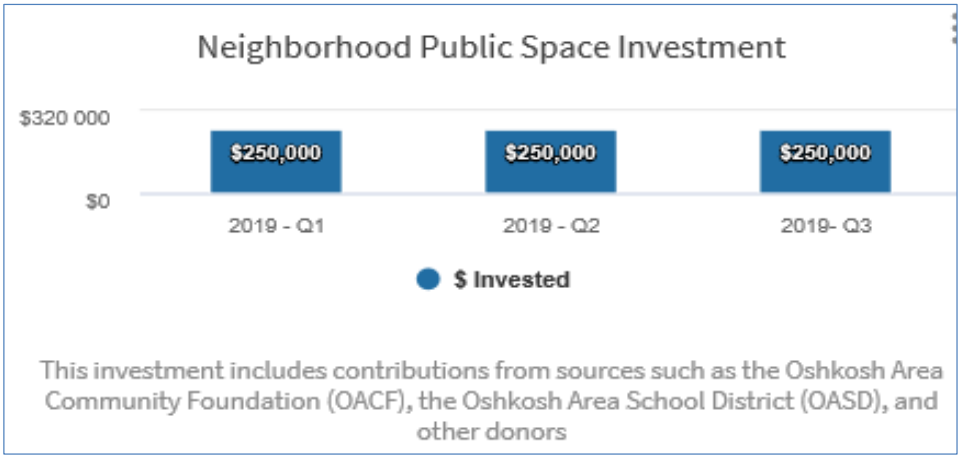

PERSONNEL POSITIONS

Position Title	Current Budgeted Employees	Current Actual Employees	2020 Proposed Employees
Planning Services Manager	1.00	1.00	1.00
Principal Planner	1.00	1.00	1.00
Associate Planner/Zoning Admin	1.00	1.00	1.00
Associate Planner	0.00	1.00	1.00
Assistant Planner	3.00	2.00	2.00
Office Assistant	1.00	1.00	1.00
Associate Planner / GIS Specialist	1.00	1.00	1.00
Housing Specialist	1.00	1.00	1.00
TOTAL PERSONNEL	9.00	9.00	9.00

Contact Information	Mark Lyons, Planning Services Manager, 920-236-5059, mlyons@ci.oshkosh.wius

01000740 - PLANNING DIVISION

	2017 Actuals	2018 Actuals	2019 Original	2019 Projected	2020 Adopted
01000740 - PLANNING DIVISION	**-78,795.82**	**291,835.62**	**427,100.00**	**322,800.00**	**311,300.00**
Revenue					
4334 - ZONING ORDINANCE	-115,125.57	-108,837.42	0.00	-102,500.00	-102,500.00
4335 - ZONING CODE ENFORCEMENT	-5,340.00	-8,080.00	-110,000.00	-7,500.00	-7,500.00
4811 - SERVICE CHARGE-COMMUNITY DEVEL	-672,326.57	-309,436.93	-259,300.00	-322,400.00	-339,300.00
Revenue Total	**-792,792.14**	**-426,354.35**	**-369,300.00**	**-432,400.00**	**-449,300.00**
Expense					
6102 - REGULAR PAY	519,157.75	537,167.20	551,400.00	519,400.00	543,900.00
6103 - REGULAR PAY - TEMP EMPLOYEE	1,384.63	0.00	0.00	0.00	0.00
6104 - OVERTIME PAY	2,292.79	1,317.45	8,700.00	3,500.00	8,900.00
6302 - FICA - EMPLOYERS SHARE	38,802.85	39,918.55	42,100.00	39,700.00	41,600.00
6304 - WISCONSIN RETIREMENT FUND	35,542.76	36,053.12	36,700.00	34,600.00	37,300.00
6306 - HEALTH INSURANCE	87,738.56	82,464.39	82,000.00	82,900.00	83,700.00
6307 - HEALTH INSURANCE ADMIN FEE	0.00	0.00	1,100.00	1,100.00	4,900.00
6308 - DENTAL	4,395.72	5,420.21	5,600.00	5,100.00	6,600.00
6310 - LIFE INSURANCE	906.60	755.42	900.00	600.00	600.00
6312 - INCOME CONTINUATION INSURANCE	0.00	0.00	0.00	0.00	0.00
6401 - CONTRACTUAL SERVICES	12,445.50	0.00	12,500.00	12,600.00	12,500.00
6402 - AUTO ALLOWANCE	1,161.56	1,050.90	1,600.00	1,600.00	1,600.00
6407 - CLOUD BASED COMPUTER SERVICES	508.86	719.88	1,200.00	1,200.00	1,200.00
6427 - MAINTENANCE COMPUTER SOFTWARE	50.00	100.00	0.00	0.00	0.00
6454 - LEGAL PROFESSIONAL SERVICES	0.00	0.00	0.00	0.00	1,000.00
6458 - CONFERENCE AND TRAINING	2,261.22	5,985.18	6,200.00	6,200.00	8,000.00
6459 - OTHER EMPLOYEE TRAINING	125.00	0.00	0.00	100.00	100.00
6460 - MEMBERSHIP DUES	3,050.00	2,459.50	4,000.00	3,800.00	4,000.00
6466 - MISC CONTRACTUAL SERVICES	0.00	0.00	37,500.00	37,500.00	0.00
6475 - TELEPHONES	702.33	780.11	800.00	800.00	800.00
6505 - OFFICE SUPPLIES	2,599.88	1,964.63	3,400.00	3,400.00	3,400.00
6506 - SOFTWARE SUPPLIES	157.79	1,385.08	0.00	0.00	0.00
6507 - BOOKS & PERIODICALS	551.63	442.95	700.00	500.00	500.00
6509 - COMPUTER SUPPLIES	0.00	0.00	0.00	400.00	0.00
6550 - MINOR EQUIPMENT	70.09	0.00	0.00	0.00	0.00
6589 - OTHER MATERIALS & SUPPLIES	90.80	205.40	0.00	200.00	0.00
Expense Total	**713,996.32**	**718,189.97**	**796,400.00**	**755,200.00**	**760,600.00**
Grand Total	**-78,795.82**	**291,835.62**	**427,100.00**	**322,800.00**	**311,300.00**

ELECTRIC (0100-0801) PERFORMANCE REPORT

DEPARTMENT: TRANSPORTATION

FUND: GENERAL

MISSION STATEMENT

To install and maintain City-owned electric and telecommunications facilities in the public right-of-way and in City-owned facilities.

STRATEGIC PLAN GOALS

1 Improve and maintain infrastructure
2 Improve quality of life assets
3 Strengthen neighborhoods
4
5

2019 ACCOMPLISHMENTS

- Oshkosh Ave/Westfield Intersection
- S. Koeller roundabout street light relocation
- Oregon Street street lighting and traffic signals
- Replace/upgraded electric facilities in conjunction with sidewalk program
- Expanded city fiber network in Menominee Park
- Police Department Generator assistance

2020 GOALS

- Oregon Street Reconstruction
- Continue upgrading signalized intersection activation
- Continue to work with all city departments electrical projects as needed
-
-

TOTAL REVENUES and EXPENDITURES

	2017 Actuals	2018 Actuals	2019 Adopted	2019 Projected	2020 Adopted
REVENUE TOTAL	**30,514**	**49,150**	**33,800**	**33,800**	**33,800**
Personnel Exp	440,837	452,838	458,300	476,400	482,200
Operating Exp	100,092	82,309	96,600	109,100	98,700
EXPENSE TOTAL	**540,929**	**535,147**	**554,900**	**585,500**	**580,900**
SURPLUS / DEFICIT	**-510,415**	**-485,997**	**-521,100**	**-551,700**	**-547,100**

BUDGET VARIANCES

KEY PERFORMANCE INDICATORS

ELECTRIC (0100-0801)

PERSONNEL POSITIONS			
Position Title	Current Budgeted Employees	Current Actual Employees	2020 Proposed Employees
Electrical Traffic Division Manager	1.00	1.00	1.00
Electrician	4.00	4.00	4.00
TOTAL PERSONNEL	5.00	5.00	5.00

Contact Information	Jim Collins, Director of Transportation, 920-232-5342, jcollins@ci.oshkosh.wi.us

01000801 - ELECTRICAL DIVISION

	2017 Actuals	2018 Actuals	2019 Original	2019 Projected	2020 Adopted
01000801 - ELECTRICAL DIVISION	**510,414.50**	**485,996.71**	**521,100.00**	**551,700.00**	**547,100.00**
Revenue					
4520 - OTHER GENERAL FEES	-30,514.48	-49,150.03	-33,800.00	-33,800.00	-33,800.00
4983 - SPEC EVENT EQUIP DISCOUNT	0.00	0.00	0.00	0.00	0.00
Revenue Total	**-30,514.48**	**-49,150.03**	**-33,800.00**	**-33,800.00**	**-33,800.00**
Expense					
6102 - REGULAR PAY	310,294.96	326,361.00	332,500.00	335,000.00	345,100.00
6104 - OVERTIME PAY	2,812.31	3,925.65	2,100.00	2,100.00	2,200.00
6302 - FICA - EMPLOYERS SHARE	22,933.88	24,252.09	24,900.00	25,000.00	25,500.00
6304 - WISCONSIN RETIREMENT FUND	21,285.18	22,116.94	21,900.00	23,000.00	23,400.00
6306 - HEALTH INSURANCE	77,778.36	70,836.37	70,800.00	85,700.00	77,000.00
6307 - HEALTH INSURANCE ADMIN FEE	0.00	0.00	600.00	600.00	4,000.00
6308 - DENTAL	4,874.97	4,365.17	4,400.00	3,800.00	3,800.00
6310 - LIFE INSURANCE	857.72	980.40	1,100.00	1,200.00	1,200.00
6312 - INCOME CONTINUATION INSURANCE	0.00	0.00	0.00	0.00	0.00
6401 - CONTRACTUAL SERVICES	129.00	0.00	0.00	0.00	0.00
6418 - REPAIRS TO MOTOR VEHICLES	593.56	2,469.31	1,300.00	15,000.00	1,300.00
6419 - REPAIRS TO TIRES	0.00	0.00	100.00	100.00	100.00
6420 - REPAIRS TO TOOLS & EQUIP	394.49	0.00	500.00	500.00	500.00
6425 - MAINTENANCE OF TRAFFIC SIGNALS	0.00	1,300.00	3,000.00	3,000.00	3,000.00
6426 - MAINT MACH/EQUIP/BLDG/STRUCT	3,527.67	890.09	2,100.00	900.00	2,100.00
6432 - EQUIPMENT RENTAL	33.40	0.00	400.00	400.00	400.00
6448 - SPECIAL SERVICES	866.78	801.24	1,000.00	1,000.00	1,000.00
6453 - VEHICLE LICENSE & REGISTRATION	74.50	0.00	100.00	100.00	100.00
6458 - CONFERENCE AND TRAINING	443.55	0.00	500.00	500.00	500.00
6459 - OTHER EMPLOYEE TRAINING	210.00	0.00	500.00	500.00	500.00
6460 - MEMBERSHIP DUES	204.00	0.00	800.00	800.00	800.00
6466 - MISC CONTRACTUAL SERVICES	7,900.00	109.24	300.00	300.00	300.00
6471 - ELECTRICITY	38,268.20	37,696.33	32,500.00	32,500.00	34,100.00
6472 - SEWER SERVICE	2,256.40	2,033.19	3,000.00	3,000.00	3,200.00
6473 - WATER SERVICE	2,494.56	2,101.76	3,700.00	3,700.00	3,900.00
6474 - GAS SERVICE	1,806.52	2,323.42	2,500.00	2,500.00	2,600.00
6475 - TELEPHONES	527.92	660.27	600.00	600.00	600.00
6496 - LICENSES AND PERMITS	144.00	612.00	100.00	100.00	100.00
6503 - CLOTHING	551.79	1,225.89	600.00	600.00	600.00
6505 - OFFICE SUPPLIES	195.86	511.57	200.00	200.00	200.00
6507 - BOOKS & PERIODICALS	1,227.37	0.00	200.00	200.00	200.00
6509 - COMPUTER SUPPLIES	23.92	236.89	300.00	300.00	300.00
6513 - MOTOR OIL (LUBRICANTS)	0.00	227.23	300.00	300.00	300.00
6517 - SUPPLIES/REPAIR PARTS	7,937.70	6,481.79	5,000.00	5,000.00	5,000.00
6518 - FUEL/PROPANE/OTHER GASES	0.00	17.96	100.00	100.00	100.00
6519 - TIRES, TUBES & RIMS	0.00	0.00	300.00	300.00	300.00
6527 - JANITORIAL SUPPLIES	234.78	20.37	200.00	200.00	200.00
6529 - CHEMICALS	576.93	0.00	100.00	100.00	100.00
6537 - SAFETY EQUIPMENT	571.84	567.99	1,000.00	1,000.00	1,000.00
6542 - TRAFFIC SIGNAL MATERIALS	16,937.81	5,031.04	20,000.00	20,000.00	20,000.00
6543 - COMMUNICATIONS SYSTEM SUPPLIES	0.00	5,211.64	4,000.00	4,000.00	4,000.00
6545 - TOOLS & SHOP MATERIALS	5,251.07	9,403.29	5,000.00	5,000.00	5,000.00
6550 - MINOR EQUIPMENT	0.00	0.00	1,800.00	1,800.00	1,800.00
6557 - MEDICAL SUPPLIES	0.00	95.16	0.00	0.00	0.00
6565 - STONE/GRAVEL/CONCRETE/ASPHALT	1,109.23	322.43	1,500.00	1,500.00	1,500.00
6589 - OTHER MATERIALS & SUPPLIES	5,598.75	1,959.02	3,000.00	3,000.00	3,000.00
Expense Total	**540,928.98**	**535,146.74**	**554,900.00**	**585,500.00**	**580,900.00**
Grand Total	**510,414.50**	**485,996.71**	**521,100.00**	**551,700.00**	**547,100.00**

SIGN DIVISION (0100-0810) PERFORMANCE REPORT

DEPARTMENT: TRANSPORTATION

FUND: GENERAL

MISSION STATEMENT

To preserve and enhance the safety and capacity of the City's roadway network through installing and maintaining pavement marking and street signage.

STRATEGIC PLAN GOALS

1 Improve and maintain infrastructure
2 Strengthen neighborhoods
3 Improve quality of life assets
4
5

2019 ACCOMPLISHMENTS

- Installed bike lanes on Westhaven and Oakwood Drives
- Updated all GO transit signage to reflective high durability signs to extend life
- Fabricated and installed new neighborhood signage
- Fabricated and installed additional signage for the parks department
- Installed all sharrow routes recommended by the bike and pedestrian advisory committee

2020 GOALS

- Update all GO Transit stop signs with stop times
- Install new bike facilities as recommended by the bike and pedestrian committee and approved by council
- Replace old sign backing to meet new reflectivity standards
-
-

TOTAL REVENUES and EXPENDITURES

	2017 Actuals	2018 Actuals	2019 Adopted	2019 Projected	2020 Adopted
REVENUE TOTAL	**2,366**	**2,054**	**2,200**	**2,200**	**2,200**
Personnel Exp	118,895	111,239	111,800	111,800	130,800
Operating Exp	63,914	73,179	93,300	93,300	93,500
EXPENSE TOTAL	**182,809**	**184,418**	**205,100**	**205,100**	**224,300**
SURPLUS / DEFICIT	**-180,443**	**-182,364**	**-202,900**	**-202,900**	**-222,100**

BUDGET VARIANCES

KEY PERFORMANCE INDICATORS

SIGN DIVISION (0100-0810)

PERSONNEL POSITIONS			
Position Title	Current Budgeted Employees	Current Actual Employees	2020 Proposed Employees
Traffic Painter	2.00	2.00	2.00
Part-Time Seasonal	0.54	0.54	0.54
TOTAL PERSONNEL	2.54	2.54	2.54

Contact Information	Jim Collins, Director of Transportation, 920-232-5342, jcollins@ci.oshkosh.wi.us

01000810 - SIGN DIVISION

	2017 Actuals	2018 Actuals	2019 Original	2019 Projected	2020 Adopted
01000810 - SIGN DIVISION	**180,443.35**	**182,364.08**	**202,900.00**	**202,900.00**	**222,100.00**
Revenue					
4520 - OTHER GENERAL FEES	-1,797.39	-255.53	-500.00	-500.00	-500.00
4529 - SIGNS SPEC EVENT REVENUE	0.00	-1,363.75	-1,400.00	-1,400.00	-1,400.00
4531 - SIGNS NON-SPEC EVENT REVENUES	0.00	-595.14	-900.00	-900.00	-900.00
4972 - MISCELLANEOUS REVENUE	-568.20	-366.36	0.00	0.00	0.00
4983 - SPEC EVENT EQUIP DISCOUNT	0.00	527.09	600.00	600.00	600.00
Revenue Total	**-2,365.59**	**-2,053.69**	**-2,200.00**	**-2,200.00**	**-2,200.00**
Expense					
6102 - REGULAR PAY	86,814.26	78,842.45	79,200.00	79,200.00	79,800.00
6103 - REGULAR PAY - TEMP EMPLOYEE	9,321.65	9,598.78	11,900.00	11,900.00	12,200.00
6104 - OVERTIME PAY	513.75	166.76	400.00	400.00	400.00
6302 - FICA - EMPLOYERS SHARE	7,296.00	6,661.90	6,900.00	6,900.00	7,000.00
6304 - WISCONSIN RETIREMENT FUND	5,936.62	5,290.88	5,200.00	5,200.00	5,400.00
6306 - HEALTH INSURANCE	8,552.14	10,135.37	7,500.00	7,500.00	23,400.00
6307 - HEALTH INSURANCE ADMIN FEE	0.00	0.00	200.00	200.00	800.00
6308 - DENTAL	378.30	480.79	400.00	400.00	1,700.00
6310 - LIFE INSURANCE	82.64	61.92	100.00	100.00	100.00
6312 - INCOME CONTINUATION INSURANCE	0.00	0.00	0.00	0.00	0.00
6401 - CONTRACTUAL SERVICES	0.00	1,510.00	3,700.00	3,700.00	3,700.00
6404 - POSTAGE & SHIPPING	0.00	41.46	100.00	100.00	100.00
6418 - REPAIRS TO MOTOR VEHICLES	1,406.00	3,522.00	4,300.00	4,300.00	4,300.00
6419 - REPAIRS TO TIRES	138.38	0.00	100.00	100.00	100.00
6420 - REPAIRS TO TOOLS & EQUIP	0.00	0.00	200.00	200.00	200.00
6421 - MAINTENANCE RADIOS	0.00	0.00	100.00	100.00	100.00
6426 - MAINT MACH/EQUIP/BLDG/STRUCT	0.00	0.00	100.00	100.00	100.00
6427 - MAINTENANCE COMPUTER SOFTWARE	1,575.00	420.00	2,500.00	2,500.00	2,500.00
6432 - EQUIPMENT RENTAL	0.00	0.00	100.00	100.00	100.00
6453 - VEHICLE LICENSE & REGISTRATION	74.50	0.00	100.00	100.00	100.00
6458 - CONFERENCE AND TRAINING	25.00	206.25	200.00	200.00	200.00
6459 - OTHER EMPLOYEE TRAINING	0.00	0.00	300.00	300.00	300.00
6471 - ELECTRICITY	1,800.27	1,857.48	2,000.00	2,000.00	2,100.00
6474 - GAS SERVICE	1,680.76	2,323.39	2,100.00	2,100.00	2,200.00
6503 - CLOTHING	664.78	848.48	900.00	900.00	900.00
6505 - OFFICE SUPPLIES	21.39	0.00	100.00	100.00	100.00
6507 - BOOKS & PERIODICALS	0.00	0.00	100.00	100.00	100.00
6513 - MOTOR OIL (LUBRICANTS)	30.15	54.79	100.00	100.00	100.00
6517 - SUPPLIES/REPAIR PARTS	2,520.21	1,962.81	2,500.00	3,500.00	2,500.00
6518 - FUEL/PROPANE/OTHER GASES	42.22	13.33	100.00	100.00	100.00
6519 - TIRES, TUBES & RIMS	0.00	64.50	200.00	200.00	200.00
6527 - JANITORIAL SUPPLIES	185.08	136.08	200.00	200.00	200.00
6537 - SAFETY EQUIPMENT	31.56	62.95	200.00	200.00	200.00
6540 - SIGN MATERIALS	35,782.08	32,485.72	30,000.00	30,000.00	30,000.00
6541 - PAINT	17,529.64	25,661.13	29,000.00	29,000.00	29,000.00
6545 - TOOLS & SHOP MATERIALS	258.86	1,080.04	1,400.00	1,400.00	1,400.00
6550 - MINOR EQUIPMENT	0.00	0.00	600.00	600.00	600.00
6589 - OTHER MATERIALS & SUPPLIES	147.70	928.51	2,000.00	2,000.00	2,000.00
7204 - MACHINERY & EQUIPMENT	0.00	0.00	10,000.00	9,000.00	10,000.00
Expense Total	**182,808.94**	**184,417.77**	**205,100.00**	**205,100.00**	**224,300.00**
Grand Total	**180,443.35**	**182,364.08**	**202,900.00**	**202,900.00**	**222,100.00**

UNCLASSIFIED 0100-(0902-1010) PERFORMANCE REPORT

DEPARTMENT: FINANCE

FUND: UNCLASSIFIED

MISSION STATEMENT

This budget is used to account for any general fund expenditures that are not part of any established general fund division. This budget is under the direction of the City Manager.

STRATEGIC PLAN GOALS

1
2
3
4
5

2019 ACCOMPLISHMENTS

.
.
.
.
.

2020 GOALS

.
.
.
.
.

TOTAL REVENUES and EXPENDITURES

	2017 Actuals	2018 Actuals	2019 Adopted	2019 Projected	2020 Adopted
REVENUE TOTAL	**684,852**	**728,750**	**700,000**	**700,000**	**774,400**
Personnel Exp	0	0	0	0	0
Operating Exp	1,305,237	1,130,426	1,527,900	1,370,300	1,335,400
EXPENSE TOTAL	**1,305,237**	**1,130,426**	**1,527,900**	**1,370,300**	**1,335,400**
SURPLUS / DEFICIT	**-620,385**	**-401,677**	**-827,900**	**-670,300**	**-561,000**

BUDGET VARIANCES

KEY PERFORMANCE INDICATORS

Contact Information

Russ Van Gompel, Director of Finance,
920-236-5005, rvangompel@ci.oshkosh.wi.us

0100-(0902-1010) UNCLASSIFIED

	2017 Actuals	2018 Actuals	2019 Original	2019 Projected	2020 Adopted
01000902 - UNEMPLOYMENT	**5,164.50**	**8,374.94**	**10,000.00**	**10,000.00**	**10,000.00**
Expense					
6320 - OTHER BENEFITS	5,164.50	8,374.94	10,000.00	10,000.00	10,000.00
Expense Total	**5,164.50**	**8,374.94**	**10,000.00**	**10,000.00**	**10,000.00**
01000907 - BANK FEES	**11,592.48**	**4,340.69**	**5,000.00**	**5,000.00**	**5,000.00**
Expense					
6465 - BANK FEES	11,592.48	4,340.69	5,000.00	5,000.00	5,000.00
Expense Total	**11,592.48**	**4,340.69**	**5,000.00**	**5,000.00**	**5,000.00**
01000908 - TAX REFUNDS & BAD DEBT	**627,470.66**	**554,903.56**	**575,000.00**	**575,000.00**	**401,700.00**
Expense					
6469 - UNCOLLECTIBLE ACCOUNTS	627,470.66	554,883.56	575,000.00	575,000.00	401,700.00
6499 - MISC FIXED CHARGES	0.00	20.00	0.00	0.00	0.00
Expense Total	**627,470.66**	**554,903.56**	**575,000.00**	**575,000.00**	**401,700.00**
01000910 - EMPLOYEE BENEFIT FEES	**10,968.70**	**10,204.36**	**12,100.00**	**12,100.00**	**12,100.00**
Expense					
6466 - MISC CONTRACTUAL SERVICES	10,968.70	10,204.36	12,100.00	12,100.00	12,100.00
Expense Total	**10,968.70**	**10,204.36**	**12,100.00**	**12,100.00**	**12,100.00**
01000911 - PATRIOTIC CELEBRATION	**18,732.65**	**19,632.48**	**20,000.00**	**29,000.00**	**28,900.00**
Expense					
6466 - MISC CONTRACTUAL SERVICES	12,812.50	12,676.96	15,000.00	21,900.00	21,900.00
6587 - EMPLOYEE RECOGNITION	4,310.23	5,000.00	5,000.00	5,000.00	5,000.00
6589 - OTHER MATERIALS & SUPPLIES	1,609.92	1,955.52	0.00	2,100.00	2,000.00
Expense Total	**18,732.65**	**19,632.48**	**20,000.00**	**29,000.00**	**28,900.00**
01000913 - ADJUSTMENT OF SALARIES	**509,524.37**	**417,215.04**	**558,100.00**	**441,100.00**	**614,000.00**
Expense					
6010 - PAYROLL - DIRECT LABOR	0.00	0.00	558,100.00	0.00	0.00
6102 - REGULAR PAY	481,230.31	392,898.46	0.00	416,100.00	539,000.00
6302 - FICA - EMPLOYERS SHARE	22,188.38	19,188.07	0.00	20,000.00	20,000.00
6306 - HEALTH INSURANCE	1,119.34	345.31	0.00	0.00	0.00
6310 - LIFE INSURANCE	-13.66	-216.80	0.00	0.00	0.00
6320 - OTHER BENEFITS	5,000.00	5,000.00	0.00	5,000.00	5,000.00
7470 - TSF TO OTHER	0.00	0.00	0.00	0.00	50,000.00
Expense Total	**509,524.37**	**417,215.04**	**558,100.00**	**441,100.00**	**614,000.00**
01000914 - UNCLASSIFIED	**71,773.66**	**68,291.44**	**241,300.00**	**186,800.00**	**145,300.00**
Expense					
6404 - POSTAGE & SHIPPING	612.00	644.00	0.00	500.00	500.00
6454 - LEGAL PROFESSIONAL SERVICES	22,290.10	19,032.98	71,100.00	300.00	300.00
6461 - CONTINGENCY	0.00	0.00	147,000.00	147,000.00	100,000.00
6466 - MISC CONTRACTUAL SERVICES	44,071.56	44,839.46	23,200.00	35,000.00	38,700.00
6730 - BOND SERVICE FEES	4,800.00	3,775.00	0.00	4,000.00	5,800.00
Expense Total	**71,773.66**	**68,291.44**	**241,300.00**	**186,800.00**	**145,300.00**
01000915 - REAL ESTATE	**0.00**	**0.00**	**1,000.00**	**100.00**	**3,000.00**
Expense					
6454 - LEGAL PROFESSIONAL SERVICES	0.00	0.00	1,000.00	100.00	3,000.00
Expense Total	**0.00**	**0.00**	**1,000.00**	**100.00**	**3,000.00**
01000916 - NUISANCE/CODE ENFORCEMENT	**0.00**	**0.00**	**7,400.00**	**3,200.00**	**7,400.00**
Expense					
6454 - LEGAL PROFESSIONAL SERVICES	0.00	0.00	3,000.00	2,000.00	7,400.00
6456 - SERVICE/WITNESS FEES	0.00	0.00	2,400.00	400.00	0.00
6488 - EMPLOYEE BONDS	0.00	0.00	2,000.00	800.00	0.00
Expense Total	**0.00**	**0.00**	**7,400.00**	**3,200.00**	**7,400.00**
01000917 - OTHER	**0.00**	**0.00**	**50,000.00**	**60,000.00**	**60,000.00**
Expense					
6454 - LEGAL PROFESSIONAL SERVICES	0.00	0.00	50,000.00	60,000.00	60,000.00
Expense Total	**0.00**	**0.00**	**50,000.00**	**60,000.00**	**60,000.00**
01000918 - MOBILE HOME TAX	**50,009.97**	**47,463.92**	**48,000.00**	**48,000.00**	**48,000.00**

0100-(0902-1010) UNCLASSIFIED

	2017 Actuals	2018 Actuals	2019 Original	2019 Projected	2020 Adopted
Expense					
6466 - MISC CONTRACTUAL SERVICES	50,009.97	47,463.92	48,000.00	48,000.00	48,000.00
Expense Total	**50,009.97**	**47,463.92**	**48,000.00**	**48,000.00**	**48,000.00**
01001010 - CABLE TV	**-684,852.30**	**-728,749.71**	**-700,000.00**	**-700,000.00**	**-774,400.00**
Revenue					
4252 - OTHER GOVERNMENT AID-CABLE TV	0.00	0.00	0.00	0.00	-74,400.00
4312 - TELEVISION FRANCHISE	-684,852.30	-728,749.71	-700,000.00	-700,000.00	-700,000.00
Revenue Total	**-684,852.30**	**-728,749.71**	**-700,000.00**	**-700,000.00**	**-774,400.00**
Grand Total	**620,384.69**	**401,676.72**	**827,900.00**	**670,300.00**	**561,000.00**

2020 Special Revenue Funds - Revenue & Expenditure

	2017 Actuals	2018 Actuals	2019 Original	2019 Projected	2020 Adopted	Change from 2019 to 2020	% of Change
Revenue							
25 - SPEC REVENUE FUNDS							
02010760 - SENIOR SERVICES REVOLVING	-52,650.99	-78,438.53	-62,000.00	-58,900.00	-51,500.00	(10,500.00)	-16.94%
02020740 - CDBG REVOLVING LOAN FUND	-320,347.35	-162,774.62	-550,000.00	-192,000.00	-550,000.00	-	0.00%
02070211 - BICYCLE FUND	-329.00	-141.00	-300.00	-200.00	-300.00	-	0.00%
02091030 - BID DISTRICT	-172,256.74	-186,629.63	-192,600.00	-171,300.00	-192,600.00	-	0.00%
02110480 - RECYCLING	-1,144,649.84	-1,191,496.77	-1,109,300.00	-1,110,200.00	-1,110,500.00	1,200.00	0.11%
02120470 - SANITATION DIVISION	-1,369,894.43	-1,389,606.48	-1,371,800.00	-1,358,200.00	-1,391,900.00	20,100.00	1.47%
02150211 - POLICE SPECIAL	-107,848.35	-134,481.37	-40,500.00	-153,600.00	-114,600.00	74,100.00	182.96%
02170230 - FIRE / SAFETY	-69,312.61	-93,853.96	-59,900.00	-59,900.00	-59,900.00	-	0.00%
02210211 - PD ASSET FORFEITURE - STATE	-17,231.28	-2,442.00	-5,000.00	-5,000.00	-5,000.00	-	0.00%
02220211 - PD ASSET FORFEITURE - FEDERAL	-815.46	0.00	-3,000.00	-11,400.00	-3,000.00	-	0.00%
02230460 - STREET LIGHTING	-1,010,900.00	-1,052,000.00	-1,052,000.00	-1,052,000.00	-1,075,000.00	23,000.00	2.19%
02240010 - SPECIAL EVENTS - COUNCIL	0.00	0.00	0.00	-12,500.00	-12,500.00	12,500.00	100.00%
02251010 - CABLE TV ESCROW & CAPITAL	-65.26	-203.78	0.00	0.00	0.00	-	0.00%
02271070 - MUSEUM MEMBERSHIP	-65,633.28	-128,163.95	-42,600.00	-49,000.00	-59,000.00	16,400.00	38.50%
02281070 - MUSEUM EXHIBITION	-8,162.45	-9,935.00	-10,000.00	-17,100.00	0.00	(10,000.00)	-100.00%
02310760 - SENIOR SERVICES DIVISION	-465,498.74	-536,780.44	-539,800.00	-540,300.00	-583,300.00	43,500.00	8.06%
02350230 - EMS FIRE GRANT	-92,100.97	-6,355.53	-6,000.00	-6,000.00	-6,000.00	-	0.00%
02391060 - LIBRARY	-3,562,820.46	-3,580,638.07	-3,653,700.00	-3,653,700.00	-3,710,900.00	57,200.00	1.57%
02411070 - MUSEUM	-1,110,997.41	-1,120,416.42	-1,192,300.00	-1,183,500.00	-1,235,700.00	43,400.00	3.64%
02421070 - MUSEUM COLLECTIONS	-5,163.57	-13,990.92	-5,000.00	-15,000.00	-15,200.00	10,200.00	204.00%
02431099 - HISTORICAL MARKER	-465.00	0.00	-1,000.00	-3,000.00	-3,000.00	2,000.00	200.00%
02470650 - CEMETERY DIVISION	-437,403.88	-410,471.24	-412,700.00	-412,200.00	-408,000.00	(4,700.00)	-1.14%
02490740 - COMM DEV SPECIAL FUND	-874,317.51	-774,346.46	-1,215,000.00	-304,800.00	-2,065,000.00	850,000.00	69.96%
02550610 - PARKS REVENUE DIVISION	-263,770.94	-362,518.56	-373,300.00	-420,400.00	-400,300.00	27,000.00	7.23%
02560610 - LEACH AMPHITHEATER	-67,631.85	-135,313.05	-114,000.00	-102,100.00	-112,000.00	(2,000.00)	-1.75%
02570410 - LEAD SERVICE LINE REPLACEMENT	0.00	-273,267.21	-250,000.00	-150,000.00	-250,000.00	-	0.00%
02590610 - POLLOCK POOL	-332,030.77	-377,115.76	-369,000.00	-446,500.00	-425,500.00	56,500.00	15.31%
02710710 - RENTAL INSPECTION	0.00	0.00	-25,000.00	-26,300.00	-25,000.00	-	0.00%
03020740 - HLTHY NEIGHBORHOOD INITIATIVE	-9,763.52	-3,949,424.46	-12,000.00	-62,000.00	-80,000.00	68,000.00	566.67%
03030740 - COMM DEV BLOCK GRANT	-661,164.14	-1,018,426.82	-795,000.00	-795,000.00	-810,000.00	15,000.00	1.89%
25 - SPEC REVENUE FUNDS Total	**-12,270,350.00**	**-16,989,627.03**	**-13,462,800.00**	**-12,372,100.00**	**-14,755,700.00**	**1,292,900.00**	**0.10**
Revenue Total	**-12,270,350.00**	**-16,989,627.03**	**-13,462,800.00**	**-12,372,100.00**	**-14,755,700.00**	**1,292,900.00**	**0.10**
Expense							
25 - SPEC REVENUE FUNDS							
02010760 - SENIOR SERVICES REVOLVING	31,172.56	40,665.11	39,400.00	35,500.00	47,200.00	7,800.00	19.80%
02020740 - CDBG REVOLVING LOAN FUND	281,354.57	293,557.91	550,000.00	162,000.00	550,000.00	-	0.00%
02070211 - BICYCLE FUND	0.00	0.00	300.00	0.00	300.00	-	0.00%
02091030 - BID DISTRICT	163,541.36	190,125.14	192,600.00	170,700.00	192,700.00	100.00	0.05%
02110480 - RECYCLING	1,139,778.15	973,931.10	1,116,400.00	1,272,900.00	1,030,800.00	(85,600.00)	-7.67%
02120470 - SANITATION DIVISION	1,332,124.72	1,280,623.47	1,371,800.00	1,358,200.00	1,390,900.00	19,100.00	1.39%
02150211 - POLICE SPECIAL	155,105.68	57,568.39	41,500.00	120,000.00	114,600.00	73,100.00	176.14%
02170230 - FIRE / SAFETY	67,725.71	194,669.76	69,400.00	139,200.00	209,700.00	140,300.00	202.16%
02210211 - PD ASSET FORFEITURE - STATE	1,244.83	329.00	1,400.00	3,800.00	3,800.00	2,400.00	171.43%
02220211 - PD ASSET FORFEITURE - FEDERAL	0.00	0.00	15,000.00	0.00	15,000.00	-	0.00%
02230460 - STREET LIGHTING	1,068,801.97	1,002,878.92	1,052,000.00	1,052,000.00	1,075,000.00	23,000.00	2.19%
02271070 - MUSEUM MEMBERSHIP	59,912.89	125,800.27	42,600.00	38,000.00	59,000.00	16,400.00	38.50%
02281070 - MUSEUM EXHIBITION	14,101.33	14,654.19	10,000.00	4,000.00	0.00	(10,000.00)	-100.00%
02310760 - SENIOR SERVICES DIVISION	499,269.16	514,048.49	539,200.00	540,600.00	582,500.00	43,300.00	8.03%
02350230 - EMS FIRE GRANT	92,389.45	8,413.34	4,700.00	4,700.00	11,100.00	6,400.00	136.17%
02421070 - MUSEUM COLLECTIONS	16,643.29	14,971.79	20,000.00	15,000.00	15,200.00	(4,800.00)	-24.00%
02431099 - HISTORICAL MARKER	621.00	0.00	3,000.00	3,000.00	3,000.00	-	0.00%
02470650 - CEMETERY DIVISION	404,224.31	382,113.31	410,700.00	395,600.00	406,900.00	(3,800.00)	-0.93%
02490740 - COMM DEV SPECIAL FUND	922,893.96	837,592.63	1,215,000.00	92,200.00	2,065,000.00	850,000.00	69.96%
02550610 - PARKS REVENUE DIVISION	223,728.46	248,184.65	512,300.00	690,100.00	515,200.00	2,900.00	0.57%
02560610 - LEACH AMPHITHEATER	69,283.10	72,957.75	114,000.00	101,000.00	111,100.00	(2,900.00)	-2.54%
02570410 - LEAD SERVICE LINE REPLACEMENT	62,051.44	198,789.38	250,000.00	150,000.00	250,000.00	-	0.00%
02590610 - POLLOCK POOL	354,330.37	380,145.76	367,600.00	446,200.00	425,500.00	57,900.00	15.75%
02710710 - RENTAL INSPECTION	0.00	488.56	25,000.00	26,300.00	17,800.00	(7,200.00)	-28.80%
03020740 - HLTHY NEIGHBORHOOD INITIATIVE	377,984.27	340,186.10	531,900.00	492,100.00	831,800.00	299,900.00	56.38%
03030740 - COMM DEV BLOCK GRANT	661,164.14	936,568.02	795,000.00	790,600.00	810,000.00	15,000.00	1.89%
03040740 - LOCAL ECON DEV REVOLVING FUND	0.00	1,100,000.00	250,000.00	0.00	250,000.00	-	0.00%
03070760 - SENIOR CENTER	4,912.31	1,330.58	0.00	0.00	0.00	-	0.00%
Expense Total	**12,520,167.16**	**13,784,519.52**	**14,556,500.00**	**12,778,500.00**	**16,045,100.00**	**1,488,600.00**	**10.23%**
Grand Total	**249,817.16**	**-3,205,107.51**	**1,093,700.00**	**406,400.00**	**1,289,400.00**	**195,700.00**	**17.89%**

SENIOR CENTER REVOLVING (0201-0760) PERFORMANCE REPORT

DEPARTMENT: PARKS

FUND: SPECIAL REVENUE

MISSION STATEMENT

To enrich the lives of adults fifty and over.

STRATEGIC PLAN GOALS

1 Enhance Quality of Life Services and Assets
2 Provide a Safe, Secure, and Healthy Community
3 Improve and Maintain our Infrastructure
4 Strengthen our Neighborhoods
5

2019 ACCOMPLISHMENTS

- Offered a summer session of pickleball
- Enhanced our volunteer recruitment and retention process
- Purchased the remaining strength machines to complete circuit
- Increased intergenerational programming
- Increased Wellness programming
- Offered Ukulele lessons for brain health

2020 GOALS

- Purchase building signage
- Continue to enhance programming to meet the needs of older adults in the community
- Host a technology fair
- Implement Senior Services initiatives in Parks Department Strategic Plan
-

TOTAL REVENUES and EXPENDITURES

	2017 Actuals	2018 Actuals	2019 Adopted	2019 Projected	2020 Adopted
BEGINNING FUND BALANCE	**24,503**	**60,202**	**97,975**	**97,975**	**121,375**
REVENUE TOTAL	**52,651**	**78,439**	**62,000**	**58,900**	**51,500**
Personnel Exp	0	0	0	0	0
Operating Exp	31,173	40,665	39,400	35,500	47,200
EXPENSE TOTAL	**31,173**	**40,665**	**39,400**	**35,500**	**47,200**
SURPLUS / DEFICIT	**21,478**	**37,773**	**22,600**	**23,400**	**4,300**
ENDING FUND BALANCE	**60,202**	**97,975**	**120,575**	**121,375**	**125,675**

BUDGET VARIANCES

Transferring Fitness Insurance reimbursement to 231; Transferring $5,000 from building fund for building signage

KEY PERFORMANCE INDICATORS

Contact Information

Jean Wollerman, Senior Services Manager,
920-232-5302, jwollerman@ci.oshkosh.wi.us

02010760 - SENIOR SERVICES REVOLVING

	2017 Actuals	2018 Actuals	2019 Original	2019 Projected	2020 Adopted
02010760 - SENIOR SERVICES REVOLVING	**-21,478.43**	**-37,773.42**	**-22,600.00**	**-23,400.00**	**-4,300.00**
Revenue					
4260 - GRANTS AND AIDS	-6,690.00	-8,025.00	-4,000.00	-2,600.00	-5,500.00
4792 - MISC SERVICE REVENUES	-31,486.50	-46,877.57	-48,000.00	-45,100.00	-36,000.00
4950 - SPONSORSHIP	0.00	0.00	0.00	-300.00	0.00
4952 - GIFTS & DONATIONS	-14,474.49	-23,535.96	-10,000.00	-10,900.00	-10,000.00
Revenue Total	**-52,650.99**	**-78,438.53**	**-62,000.00**	**-58,900.00**	**-51,500.00**
Expense					
6401 - CONTRACTUAL SERVICES	499.00	510.00	2,400.00	2,100.00	5,500.00
6404 - POSTAGE & SHIPPING	0.00	127.30	200.00	100.00	200.00
6406 - COMPUTER SERVICE CHARGES	1,248.87	1,259.76	1,300.00	1,300.00	1,400.00
6407 - CLOUD BASED COMPUTER SERVICES	50.00	0.00	0.00	0.00	0.00
6408 - PRINTING & BINDING	1,153.89	767.27	1,200.00	1,200.00	1,200.00
6410 - ADVERTISING/MARKETING	500.00	550.00	800.00	700.00	800.00
6420 - REPAIRS TO TOOLS & EQUIP	96.00	98.00	100.00	100.00	100.00
6424 - MAINTENANCE OFFICE EQUIPMENT	0.00	59.98	0.00	0.00	100.00
6426 - MAINT MACH/EQUIP/BLDG/STRUCT	716.55	80.00	500.00	200.00	500.00
6432 - EQUIPMENT RENTAL	50.00	0.00	100.00	0.00	100.00
6459 - OTHER EMPLOYEE TRAINING	0.00	100.00	500.00	500.00	500.00
6460 - MEMBERSHIP DUES	75.00	85.00	100.00	100.00	100.00
6466 - MISC CONTRACTUAL SERVICES	6,625.00	1,196.00	1,900.00	1,500.00	1,600.00
6496 - LICENSES AND PERMITS	638.97	597.63	900.00	700.00	900.00
6503 - CLOTHING	0.00	256.64	300.00	300.00	300.00
6505 - OFFICE SUPPLIES	21.12	82.51	100.00	100.00	100.00
6507 - BOOKS & PERIODICALS	403.12	68.80	200.00	200.00	200.00
6509 - COMPUTER SUPPLIES	0.00	39.99	0.00	0.00	0.00
6513 - MOTOR OIL (LUBRICANTS)	8.48	0.00	0.00	0.00	0.00
6517 - SUPPLIES/REPAIR PARTS	309.73	728.11	2,400.00	1,400.00	1,600.00
6518 - FUEL/PROPANE/OTHER GASES	23.94	0.00	0.00	0.00	0.00
6527 - JANITORIAL SUPPLIES	25.76	5.98	200.00	100.00	100.00
6537 - SAFETY EQUIPMENT	0.00	63.93	100.00	100.00	100.00
6545 - TOOLS & SHOP MATERIALS	999.22	1,339.39	2,100.00	2,000.00	2,100.00
6550 - MINOR EQUIPMENT	5,461.95	23,757.01	10,200.00	8,800.00	9,200.00
6587 - EMPLOYEE RECOGNITION	35.00	38.65	100.00	100.00	100.00
6589 - OTHER MATERIALS & SUPPLIES	12,230.96	8,853.16	13,700.00	13,900.00	20,400.00
Expense Total	**31,172.56**	**40,665.11**	**39,400.00**	**35,500.00**	**47,200.00**
Grand Total	**-21,478.43**	**-37,773.42**	**-22,600.00**	**-23,400.00**	**-4,300.00**

CDBG REVOLVING LOAN FUND (0202-0740) PERFORMANCE REPORT

DEPARTMENT: COMMUNITY DEVELOPMENT

FUND: SPECIAL REVENUE

MISSION STATEMENT

The Community Development Block Grant Revolving Loan Fund (RLF) provides deferred payment loans to assist low and moderate income homebuyers with housing improvement costs and down payment assistance to qualified homebuyers.

STRATEGIC PLAN GOALS

1. Provide public and private funding incentives directed toward home purchases & home improvements
2. Continue to provide and improve affordable housing options
3.
4.

2019 ACCOMPLISHMENTS

- Assisted 13 owner occupied dwellings with rehabilitation/improvements
- Assisted 1 property owner with down payment assistance to purchase affordable housing
-
-
-

2020 GOALS

- Assist LMI homeowners with housing improvements to provide safe, decent, affordable housing.
- Assist income qualified homebuyers with down payment assistance.
-
-
-

TOTAL REVENUES and EXPENDITURES

	2017 Actuals	2018 Actuals	2019 Adopted	2019 Projected	2020 Adopted
BEGINNING FUND BALANCE	**53,830**	**132,917**	**2,133**	**2,133**	**32,133**
REVENUE TOTAL	**320,347**	**162,775**	**550,000**	**192,000**	**550,000**
Personnel Exp	138,767	131,800	0	30,000	30,000
Operating Exp	142,588	161,758	550,000	132,000	520,000
EXPENSE TOTAL	**281,355**	**293,558**	**550,000**	**162,000**	**550,000**
SURPLUS / DEFICIT	**38,993**	**-130,783**	**0**	**30,000**	**0**
FUND BALANCE	**132,917**	**2,133**	**2,133**	**32,133**	**32,133**

BUDGET VARIANCES

Actual CDBG revenues are based on May 1 - April 30 program year. Revenues and expenditures here are based on January - December calendar year.

KEY PERFORMANCE INDICATORS

Contact Information

Allen Davis, Director Community Development,
920-236-5055, adavis@ci.oshkosh.wi.us

02020740 - CDBG REVOLVING LOAN FUND

	2017 Actuals	2018 Actuals	2019 Original	2019 Projected	2020 Adopted
02020740 - CDBG REVOLVING LOAN FUND	**-38,992.78**	**130,783.29**	**0.00**	**-30,000.00**	**0.00**
Revenue					
4520 - OTHER GENERAL FEES	-200.00	-150.00	0.00	0.00	0.00
4943 - SALE OF LAND	-107,177.29	-7,000.00	0.00	-40,000.00	-40,000.00
4956 - DEFERRED LOAN REIMB	-212,970.06	-155,624.62	-550,000.00	-152,000.00	-510,000.00
Revenue Total	**-320,347.35**	**-162,774.62**	**-550,000.00**	**-192,000.00**	**-550,000.00**
Expense					
6102 - REGULAR PAY	107,597.12	97,794.71	0.00	30,000.00	30,000.00
6302 - FICA - EMPLOYERS SHARE	5,534.22	6,072.17	0.00	0.00	0.00
6304 - WISCONSIN RETIREMENT FUND	5,110.85	5,618.77	0.00	0.00	0.00
6306 - HEALTH INSURANCE	20,430.97	22,199.98	0.00	0.00	0.00
6310 - LIFE INSURANCE	93.88	114.50	0.00	0.00	0.00
6401 - CONTRACTUAL SERVICES	139,041.64	161,757.78	550,000.00	132,000.00	520,000.00
6402 - AUTO ALLOWANCE	201.17	0.00	0.00	0.00	0.00
6459 - OTHER EMPLOYEE TRAINING	379.00	0.00	0.00	0.00	0.00
6460 - MEMBERSHIP DUES	30.00	0.00	0.00	0.00	0.00
6471 - ELECTRICITY	340.25	0.00	0.00	0.00	0.00
6472 - SEWER SERVICE	62.76	0.00	0.00	0.00	0.00
6473 - WATER SERVICE	81.52	0.00	0.00	0.00	0.00
6474 - GAS SERVICE	282.06	0.00	0.00	0.00	0.00
6476 - STORM SEWER	88.36	0.00	0.00	0.00	0.00
6589 - OTHER MATERIALS & SUPPLIES	158.79	0.00	0.00	0.00	0.00
7208 - LAND PURCHASES	1,921.98	0.00	0.00	0.00	0.00
Expense Total	**281,354.57**	**293,557.91**	**550,000.00**	**162,000.00**	**550,000.00**
Grand Total	**-38,992.78**	**130,783.29**	**0.00**	**-30,000.00**	**0.00**

BICYCLE FUND (0207-0211) PERFORMANCE REPORT

DEPARTMENT: COMMUNITY DEVELOPMENT

FUND: SPECIAL REVENUE

MISSION STATEMENT

The Bicycle Fund is used to support the goals and objectives of the City's Bicycle and Pedestrian Circulation Plan.

STRATEGIC PLAN GOALS

1 Improve Our Streets, Transit, Bike and Pedestrian Infrastructure.
2
3
4
5

2019 ACCOMPLISHMENTS

- 26 Free bicycle licenses processed in 2019
-
-
-
-

2020 GOALS

- Continue to develop educational and marketing materials to promote and encourage bicycle use in the community.
-
-
-

TOTAL REVENUES and EXPENDITURES

	2017 Actuals	2018 Actuals	2019 Adopted	2019 Projected	2020 Adopted
BEGINNING FUND BALANCE	**15,190**	**15,914**	**16,055**	**16,055**	**16,255**
REVENUE TOTAL	**329**	**141**	**300**	**200**	**300**
Personnel Exp	0	0	0	0	0
Operating Exp	0	0	300	0	300
EXPENSE TOTAL	**0**	**0**	**300**	**0**	**300**
SURPLUS / DEFICIT	**329**	**141**	**0**	**200**	**0**
FUND BALANCE	**15,914**	**16,055**	**16,055**	**16,255**	**16,255**

BUDGET VARIANCES

KEY PERFORMANCE INDICATORS

Contact Information

Darryn Burich, Planning Manager,
920-236-5061, dburich@ci.oshkosh.wi.us

02070211 - BICYCLE FUND

	2017 Actuals	2018 Actuals	2019 Original	2019 Projected	2020 Adopted
02070211 - BICYCLE FUND	**-329.00**	**-141.00**	**0.00**	**-200.00**	**0.00**
Revenue					
4360 - BICYCLE LICENSE	-329.00	-141.00	0.00	-200.00	-300.00
4972 - MISCELLANEOUS REVENUE	0.00	0.00	-300.00	0.00	0.00
Revenue Total	**-329.00**	**-141.00**	**-300.00**	**-200.00**	**-300.00**
Expense					
6408 - PRINTING & BINDING	0.00	0.00	200.00	0.00	200.00
6589 - OTHER MATERIALS & SUPPLIES	0.00	0.00	100.00	0.00	100.00
7470 - TSF TO OTHER	0.00	0.00	0.00	0.00	0.00
Expense Total	**0.00**	**0.00**	**300.00**	**0.00**	**300.00**
Grand Total	**-329.00**	**-141.00**	**0.00**	**-200.00**	**0.00**

BID DISTRICT (0209-1030) PERFORMANCE REPORT

DEPARTMENT: COMMUNITY DEVELOPMENT

FUND: SPECIAL REVENUE

MISSION STATEMENT

The Downtown Oshkosh Business Improvement District (BID) is an essential entity to the Central Business District of Oshkosh. The BID, created in 1987, has maintained its initial premise to retain available free parking in the downtown, as well as proactively support revitalization efforts. Through the BID, property owners assess themselves to pay for activities to enhance and improve the downtown and to bring customers to the area.

STRATEGIC PLAN GOALS

1
2
3
4

2019 ACCOMPLISHMENTS

.
.
.
.

2020 GOALS

.
.
.
.

TOTAL REVENUES and EXPENDITURES

	2017 Actuals	2018 Actuals	2019 Adopted	2019 Projected	2020 Adopted
BEGINNING FUND BALANCE	**58,814**	**66,220**	**62,724**	**62,724**	**63,324**
REVENUE TOTAL	**172,257**	**186,630**	**192,600**	**171,300**	**192,600**
Personnel Exp	0	0	0	0	0
Operating Exp	163,541	190,125	192,600	170,700	192,700
EXPENSE TOTAL	**163,541**	**190,125**	**192,600**	**170,700**	**192,700**
SURPLUS / DEFICIT	**8,715**	**-3,496**	**0**	**600**	**-100**
FUND BALANCE	**66,220**	**62,724**	**62,724**	**63,324**	**63,224**

BUDGET VARIANCES

KEY PERFORMANCE INDICATORS

Contact Information

Allen Davis, Director Community Development,
920-236-5055, adavis@ci.oshkosh.wi.us

02091030 - BID DISTRICT

	2017 Actuals	2018 Actuals	2019 Original	2019 Projected	2020 Adopted
02091030 - BID DISTRICT	**-8,715.38**	**3,495.51**	**0.00**	**-600.00**	**100.00**
Revenue					
4102 - GENERAL PROPERTY TAX-CITY	-135,910.00	-132,860.00	-140,600.00	0.00	0.00
4173 - SPECIAL CHARGES - BID DISTRICT	0.00	0.00	0.00	-140,600.00	-140,600.00
4952 - GIFTS & DONATIONS	-36,346.74	-53,769.63	-52,000.00	-30,700.00	-52,000.00
Revenue Total	**-172,256.74**	**-186,629.63**	**-192,600.00**	**-171,300.00**	**-192,600.00**
Expense					
6401 - CONTRACTUAL SERVICES	105,382.27	139,724.54	187,600.00	110,000.00	130,000.00
6410 - ADVERTISING/MARKETING	22,486.40	25,562.97	0.00	30,000.00	30,000.00
6438 - PARKING SUBSIDY	20,000.00	15,000.00	0.00	15,000.00	15,000.00
6440 - OTHER RENTAL	1,590.00	910.00	0.00	700.00	700.00
6458 - CONFERENCE AND TRAINING	0.00	39.04	0.00	0.00	0.00
6496 - LICENSES AND PERMITS	50.00	20.00	0.00	0.00	0.00
6499 - MISC FIXED CHARGES	9,404.22	8,111.00	0.00	2,000.00	2,000.00
6505 - OFFICE SUPPLIES	0.00	213.25	0.00	0.00	0.00
6587 - EMPLOYEE RECOGNITION	2,500.00	0.00	0.00	0.00	0.00
6589 - OTHER MATERIALS & SUPPLIES	2,128.47	544.34	5,000.00	13,000.00	15,000.00
Expense Total	**163,541.36**	**190,125.14**	**192,600.00**	**170,700.00**	**192,700.00**
Grand Total	**-8,715.38**	**3,495.51**	**0.00**	**-600.00**	**100.00**

RECYCLING (0211-0480) PERFORMANCE REPORT

DEPARTMENT: PUBLIC WORKS

FUND: SPECIAL REVENUE

MISSION STATEMENT

Maintain an effective recycling program so as to reduce the amount of solid waste going to the landfill.

STRATEGIC PLAN GOALS

1 Strengthen neighborhoods
2 Improve quality of life assets
3
4

2019 ACCOMPLISHMENTS

- Re-adjusted the recycling routes within the weekdays to reflect annexations, new housing and the loss of residents
- Insured each residence in the City of Oshkosh had the correct number of recycling carts available according to assessor's record living units
- Used social media to educate the public on events and media releases for recycling.
- Yardwaste site is more organized and customer friendly.
-

2020 GOALS

- Continue to educate and promote recycling with landlords and residents.
- Update data files for recycling to reflect the correct number of recycling carts at each residence
- Continue to study recycling route methods to become more efficient and cost efficient.
- Update brochure mailing list.
-

TOTAL REVENUES and EXPENDITURES

	2017 Actuals	2018 Actuals	2019 Adopted	2019 Projected	2020 Adopted
BEGINNING FUND BALANCE	**594,053**	**904,117**	**1,121,683**	**1,121,683**	**958,983**
REVENUE TOTAL	**1,144,650**	**1,191,497**	**1,109,300**	**1,110,200**	**1,110,500**
Personnel Exp	321,259	358,953	338,400	331,400	343,900
Operating Exp	818,519	614,978	988,000	941,500	686,900
EXPENSE TOTAL	**1,139,778**	**973,931**	**1,326,400**	**1,272,900**	**1,030,800**
SURPLUS / DEFICIT	**4,872**	**217,566**	**-217,100**	**-162,700**	**79,700**
FUND BALANCE	**904,117**	**1,121,683**	**904,583**	**958,983**	**1,038,683**

BUDGET VARIANCES

Recycling truck ordered in 2019 will be delivered and paid for in 2020

#7210- Ordering a grinder in 2020 for the yard waste site ($500,000)

KEY PERFORMANCE INDICATORS

RECYCLING (0211-0480)

PERSONNEL POSITIONS			
Position Title	Current Budgeted Employees	Current Actual Employees	2020 Proposed Employees
Public Works Sanitation Mgr.	0.50	0.50	0.50
Lead Sanitation Operator	1.00	1.00	1.00
Sanitation Operator	2.50	2.50	2.50
Office Assistant	0.50	0.50	0.50
TOTAL PERSONNEL	4.50	4.50	4.50

Contact Information	Robert Salm, Sanitation Division Manager, 920-232-5393, rsalm@ci.oshkosh.wi.us

02110480 - RECYCLING

	2017 Actuals	2018 Actuals	2019 Original	2019 Projected	2020 Adopted
02110480 - RECYCLING	**-4,871.69**	**-217,565.67**	**7,100.00**	**162,700.00**	**-79,700.00**
Revenue					
4227 - STATE AID-RECYCLING	-236,910.26	-236,969.21	-235,000.00	-237,100.00	-236,000.00
4552 - RECYCLE FEE	-737,100.00	-737,415.00	-738,600.00	-739,400.00	-737,300.00
4554 - DROP OFF FEES	-107,125.00	-106,640.00	-119,000.00	-104,900.00	-104,900.00
4556 - RECYCLING REVENUE	-9,312.00	-11,828.00	0.00	-13,300.00	-12,800.00
4559 - SANITATION RECYCLING FEE	-3,355.73	-7,195.51	0.00	-2,300.00	-2,300.00
4966 - OTHER REIMBURSEMENTS	-50,846.85	-91,194.05	-16,700.00	-12,400.00	-16,700.00
4972 - MISCELLANEOUS REVENUE	0.00	-255.00	0.00	-800.00	-500.00
Revenue Total	**-1,144,649.84**	**-1,191,496.77**	**-1,109,300.00**	**-1,110,200.00**	**-1,110,500.00**
Expense					
6102 - REGULAR PAY	217,121.03	247,797.69	212,200.00	217,000.00	229,000.00
6103 - REGULAR PAY - TEMP EMPLOYEE	18,051.35	20,227.73	21,100.00	21,100.00	22,200.00
6104 - OVERTIME PAY	3,814.43	4,311.08	7,300.00	7,300.00	7,500.00
6302 - FICA - EMPLOYERS SHARE	17,628.93	20,065.41	18,000.00	18,300.00	19,200.00
6304 - WISCONSIN RETIREMENT FUND	15,018.46	14,943.15	14,400.00	14,800.00	16,000.00
6306 - HEALTH INSURANCE	45,883.52	47,567.93	59,600.00	48,500.00	43,500.00
6307 - HEALTH INSURANCE ADMIN FEE	0.00	0.00	300.00	300.00	2,400.00
6308 - DENTAL	2,647.35	3,331.84	4,400.00	3,400.00	3,400.00
6310 - LIFE INSURANCE	1,094.08	708.03	1,100.00	700.00	700.00
6312 - INCOME CONTINUATION INSURANCE	0.00	0.00	0.00	0.00	0.00
6401 - CONTRACTUAL SERVICES	2,458.85	1,718.00	1,600.00	1,600.00	1,600.00
6404 - POSTAGE & SHIPPING	3,943.23	3,852.99	4,400.00	3,900.00	4,100.00
6407 - CLOUD BASED COMPUTER SERVICES	0.00	0.00	0.00	100.00	100.00
6408 - PRINTING & BINDING	3,437.67	3,128.54	3,800.00	3,700.00	3,600.00
6410 - ADVERTISING/MARKETING	4,895.43	4,811.00	5,100.00	4,700.00	5,000.00
6418 - REPAIRS TO MOTOR VEHICLES	8,975.14	11,454.78	17,000.00	13,000.00	17,000.00
6419 - REPAIRS TO TIRES	1,764.36	1,900.24	2,500.00	1,500.00	2,200.00
6420 - REPAIRS TO TOOLS & EQUIP	106.18	0.00	200.00	200.00	200.00
6424 - MAINTENANCE OFFICE EQUIPMENT	0.00	54.93	100.00	100.00	100.00
6426 - MAINT MACH/EQUIP/BLDG/STRUCT	0.00	0.00	0.00	0.00	100.00
6427 - MAINTENANCE COMPUTER SOFTWARE	0.00	331.49	500.00	600.00	600.00
6432 - EQUIPMENT RENTAL	285,132.89	266,604.67	310,000.00	300,000.00	310,000.00
6445 - LAND FILL FEES	21,655.10	21,308.35	42,000.00	41,700.00	41,900.00
6448 - SPECIAL SERVICES	95.00	0.00	0.00	0.00	0.00
6458 - CONFERENCE AND TRAINING	123.19	0.00	300.00	100.00	200.00
6466 - MISC CONTRACTUAL SERVICES	1,060.00	77.50	1,000.00	0.00	500.00
6469 - UNCOLLECTIBLE ACCOUNTS	0.00	0.00	0.00	0.00	0.00
6475 - TELEPHONES	49.20	66.10	100.00	100.00	100.00
6481 - WORKERS COMPENSATION	2,700.00	3,800.00	3,800.00	3,800.00	3,100.00
6482 - BUILDING & CONTENTS	350.00	850.00	900.00	900.00	1,000.00
6483 - COMPREHENSIVE LIABILITY	0.00	600.00	600.00	600.00	600.00
6484 - CYBER LIABILITY INSURANCE PREM	0.00	0.00	0.00	0.00	100.00
6485 - VEHICLE INSURANCE	1,809.00	3,240.00	2,200.00	2,200.00	2,200.00
6494 - BOILER INSURANCE	200.00	150.00	200.00	200.00	200.00
6496 - LICENSES AND PERMITS	74.00	0.00	200.00	100.00	100.00
6503 - CLOTHING	392.40	220.38	500.00	500.00	700.00
6505 - OFFICE SUPPLIES	128.83	137.67	300.00	300.00	300.00
6507 - BOOKS & PERIODICALS	0.00	0.00	200.00	200.00	0.00
6509 - COMPUTER SUPPLIES	0.00	0.00	200.00	100.00	200.00
6511 - DIESEL FUEL	33,864.99	42,295.97	44,600.00	40,700.00	41,600.00
6517 - SUPPLIES/REPAIR PARTS	19,907.14	23,542.33	25,000.00	18,500.00	22,000.00
6519 - TIRES, TUBES & RIMS	8,960.54	11,922.10	9,500.00	7,000.00	9,500.00
6527 - JANITORIAL SUPPLIES	29.18	87.54	300.00	300.00	300.00
6537 - SAFETY EQUIPMENT	0.00	50.70	100.00	100.00	100.00
6550 - MINOR EQUIPMENT	0.00	0.00	0.00	0.00	7,000.00
6589 - OTHER MATERIALS & SUPPLIES	216.68	457.96	800.00	800.00	600.00
7210 - MOTOR VEHICLES	416,190.00	212,315.00	300,000.00	493,900.00	210,000.00
Expense Total	**1,139,778.15**	**973,931.10**	**1,116,400.00**	**1,272,900.00**	**1,030,800.00**
Grand Total	**-4,871.69**	**-217,565.67**	**7,100.00**	**162,700.00**	**-79,700.00**

GARBAGE COLLECTION & DISPOSAL (0212-0470) PERFORMANCE REPORT

DEPARTMENT: PUBLIC WORKS

FUND: SPECIAL REVENUE

MISSION STATEMENT

Provide regular or special collections of solid waste and maintain city property previously used for landfill purposes.

STRATEGIC PLAN GOALS

1 Strengthen neighborhoods
2 Improve quality of life assets
3
4

2019 ACCOMPLISHMENTS

- Re-adjusted the garbage routes within the weekdays to reflect annexations, new housing and loss of residences.
- Inspections of business and multi-family properties for compliance to ordinances and recycling laws.
- Inspections of former landfill sites regarding condition / maintenance requirements.
- Insured correct number of garbage carts were available at each residence.
-

2020 GOALS

- Update data files for garbage to reflect the correct number of garbage carts at each residence.
- Inspections of former landfill sites.
- Continual monitoring of business and multi-family inspections.
-
-

TOTAL REVENUES and EXPENDITURES

	2017 Actuals	2018 Actuals	2019 Adopted	2019 Projected	2020 Adopted
BEGINNING FUND BALANCE	**38,667**	**18,019**	**127,002**	**127,002**	**127,002**
REVENUE TOTAL	**1,369,894**	**1,389,606**	**1,371,800**	**1,358,200**	**1,391,900**
Personnel Exp	534,323	496,938	519,400	493,300	522,400
Operating Exp	797,802	783,685	852,400	864,900	868,500
EXPENSE TOTAL	**1,332,125**	**1,280,623**	**1,371,800**	**1,358,200**	**1,390,900**
SURPLUS / DEFICIT	**37,770**	**108,983**	**0**	**0**	**1,000**
FUND BALANCE	**18,019**	**81,432**	**127,002**	**127,002**	**128,002**

KEY PERFORMANCE INDICATORS

GARBAGE COLLECTION & DISPOSAL (0212-0470)

PERSONNEL POSITIONS			
Position Title	Current Budgeted Employees	Current Actual Employees	2020 Proposed Employees
Public Works Sanitation Div. Mgr.	0.50	0.50	0.50
Sanitation Operator	6.50	6.50	6.50
Office Assistant	0.50	0.50	0.50
TOTAL PERSONNEL	7.50	7.50	7.50

Contact Information	Robert Salm, Sanitation Division Manager, 920-232-5393, rsalm@ci.oshkosh.wi.us

02120470 - SANITATION DIVISION

	2017 Actuals	2018 Actuals	2019 Original	2019 Projected	2020 Adopted
02120470 - SANITATION DIVISION	**-37,769.71**	**-108,983.01**	**0.00**	**0.00**	**-1,000.00**
Revenue					
4102 - GENERAL PROPERTY TAX-CITY	-1,329,100.00	-1,324,700.00	-1,331,200.00	-1,317,300.00	-1,350,300.00
4553 - REFUSE CART FEE	-10,670.58	-16,526.34	0.00	-9,100.00	-9,500.00
4558 - SANITATION REVENUE	-30,123.85	-37,880.14	-40,600.00	-31,800.00	-32,100.00
4972 - MISCELLANEOUS REVENUE	0.00	-10,500.00	0.00	0.00	0.00
Revenue Total	**-1,369,894.43**	**-1,389,606.48**	**-1,371,800.00**	**-1,358,200.00**	**-1,391,900.00**
Expense					
6102 - REGULAR PAY	348,641.23	331,503.97	334,300.00	328,900.00	359,100.00
6104 - OVERTIME PAY	7,243.21	7,550.65	13,500.00	13,500.00	13,800.00
6302 - FICA - EMPLOYERS SHARE	25,530.55	24,357.40	25,900.00	25,400.00	27,400.00
6304 - WISCONSIN RETIREMENT FUND	24,104.24	22,710.05	22,800.00	22,600.00	25,200.00
6306 - HEALTH INSURANCE	119,741.35	102,165.03	111,800.00	93,200.00	83,700.00
6307 - HEALTH INSURANCE ADMIN FEE	0.00	0.00	1,400.00	1,400.00	4,900.00
6308 - DENTAL	8,123.73	7,714.93	8,500.00	7,100.00	7,100.00
6310 - LIFE INSURANCE	938.52	936.32	1,200.00	1,200.00	1,200.00
6312 - INCOME CONTINUATION INSURANCE	0.00	0.00	0.00	0.00	0.00
6401 - CONTRACTUAL SERVICES	82,123.98	54,268.08	92,000.00	76,000.00	75,200.00
6407 - CLOUD BASED COMPUTER SERVICES	0.00	0.00	0.00	100.00	100.00
6408 - PRINTING & BINDING	1,919.43	1,921.00	2,400.00	2,200.00	2,200.00
6418 - REPAIRS TO MOTOR VEHICLES	17,557.43	21,286.44	23,000.00	23,000.00	25,000.00
6419 - REPAIRS TO TIRES	3,558.92	2,715.20	4,500.00	3,600.00	4,000.00
6420 - REPAIRS TO TOOLS & EQUIP	95.00	0.00	200.00	200.00	200.00
6424 - MAINTENANCE OFFICE EQUIPMENT	0.00	54.93	100.00	100.00	100.00
6426 - MAINT MACH/EQUIP/BLDG/STRUCT	0.00	0.00	0.00	0.00	100.00
6427 - MAINTENANCE COMPUTER SOFTWARE	0.00	646.03	500.00	600.00	600.00
6432 - EQUIPMENT RENTAL	174.27	161.94	200.00	200.00	200.00
6445 - LAND FILL FEES	536,867.89	549,371.98	557,600.00	566,100.00	580,000.00
6458 - CONFERENCE AND TRAINING	0.00	0.00	300.00	0.00	200.00
6459 - OTHER EMPLOYEE TRAINING	0.00	0.00	100.00	0.00	100.00
6466 - MISC CONTRACTUAL SERVICES	0.00	0.00	0.00	14,800.00	0.00
6469 - UNCOLLECTIBLE ACCOUNTS	0.00	0.00	0.00	100.00	0.00
6471 - ELECTRICITY	3,598.50	3,946.06	4,200.00	4,100.00	4,200.00
6472 - SEWER SERVICE	0.00	0.00	0.00	200.00	200.00
6473 - WATER SERVICE	0.00	0.00	0.00	200.00	200.00
6474 - GAS SERVICE	0.00	0.00	0.00	200.00	200.00
6475 - TELEPHONES	216.41	230.92	300.00	300.00	300.00
6476 - STORM SEWER	0.00	0.00	0.00	200.00	200.00
6481 - WORKERS COMPENSATION	7,300.00	10,300.00	10,300.00	10,300.00	8,200.00
6482 - BUILDING & CONTENTS	350.00	850.00	900.00	1,000.00	1,000.00
6483 - COMPREHENSIVE LIABILITY	0.00	1,800.00	1,900.00	1,900.00	1,800.00
6484 - CYBER LIABILITY INSURANCE PREM	0.00	0.00	0.00	0.00	100.00
6485 - VEHICLE INSURANCE	3,830.00	1,920.00	3,800.00	3,800.00	3,800.00
6494 - BOILER INSURANCE	200.00	150.00	200.00	200.00	200.00
6496 - LICENSES AND PERMITS	1,108.00	1,067.00	1,200.00	1,100.00	1,200.00
6503 - CLOTHING	916.04	747.79	900.00	900.00	1,000.00
6505 - OFFICE SUPPLIES	326.94	324.12	300.00	300.00	300.00
6509 - COMPUTER SUPPLIES	0.00	0.00	100.00	100.00	100.00
6511 - DIESEL FUEL	15,773.05	16,496.77	18,800.00	16,700.00	16,100.00
6512 - COMPRESSED NATURAL GAS	53,144.10	55,078.75	59,000.00	57,200.00	64,100.00
6514 - GASOLINE - UNLEADED	920.95	1,117.17	1,200.00	1,200.00	1,300.00
6517 - SUPPLIES/REPAIR PARTS	42,986.63	38,919.47	43,000.00	54,000.00	52,000.00
6519 - TIRES, TUBES & RIMS	17,296.84	12,963.64	16,000.00	15,000.00	16,000.00
6527 - JANITORIAL SUPPLIES	703.65	431.54	400.00	400.00	400.00
6537 - SAFETY EQUIPMENT	0.00	59.64	200.00	100.00	100.00
6545 - TOOLS & SHOP MATERIALS	25.56	333.99	300.00	0.00	0.00
6589 - OTHER MATERIALS & SUPPLIES	6,808.30	6,522.66	8,500.00	8,500.00	7,500.00
Expense Total	**1,332,124.72**	**1,280,623.47**	**1,371,800.00**	**1,358,200.00**	**1,390,900.00**
Grand Total	**-37,769.71**	**-108,983.01**	**0.00**	**0.00**	**-1,000.00**

POLICE SPECIAL FUND (0215-0211) PERFORMANCE REPORT

DEPARTMENT: POLICE

FUND: SPECIAL REVENUE

MISSION STATEMENT

The purpose of the fund is to provide separate accounting for proceeds from Federal and State Grants to be utilized for specific needs and according to grant requirements, as well as from donations or gifts for specific department needs.

STRATEGIC PLAN GOALS

1 Strengthen Neighborhoods with crime prevention efforts
2
3
4
5

2019 ACCOMPLISHMENTS

. Grant funded equipment to enhance enforcement efforts
. Grant funded overtime for Seatbelt enforcement
. Grant funded overtime for Alcohol Enforcement
.
.

2020 GOALS

. Continue to apply for grants to support our Team Policing efforts, including enforcement
. Continue to apply for grants to purchase equipment to support our operations
.
.
.

TOTAL REVENUES and EXPENDITURES

	2017 Actuals	2018 Actuals	2019 Adopted	2019 Projected	2020 Adopted
BEGINNING FUND BALANCE	**46,338**	**5,354**	**82,267**	**82,267**	**115,867**
REVENUE TOTAL	**107,848**	**134,481**	**40,500**	**153,600**	**114,600**
Personnel Exp	0	0	0	0	0
Operating Exp	155,106	57,568	41,500	120,000	114,600
EXPENSE TOTAL	**155,106**	**57,568**	**41,500**	**120,000**	**114,600**
SURPLUS / DEFICIT	**-47,257**	**76,913**	**-1,000**	**33,600**	**0**
FUND BALANCE	**5,354**	**82,267**	**81,267**	**115,867**	**115,867**

BUDGET VARIANCES

KEY PERFORMANCE INDICATORS

Contact Information

Dean Smith, Chief of Police,
920-236-5720, dsmith@ci.oshkosh.wi.us

02150211 - POLICE SPECIAL

	2017 Actuals	2018 Actuals	2019 Original	2019 Projected	2020 Adopted
02150211 - POLICE SPECIAL	**47,257.33**	**-76,912.98**	**1,000.00**	**-33,600.00**	**0.00**
Revenue					
4206 - FEDERAL AID-POLICE	-27,903.30	-14,859.00	0.00	-33,600.00	-14,600.00
4226 - STATE AID-POLICE	0.00	0.00	-15,500.00	0.00	0.00
4952 - GIFTS & DONATIONS	-79,945.05	-119,622.37	-25,000.00	-120,000.00	-100,000.00
4972 - MISCELLANEOUS REVENUE	0.00	0.00	0.00	0.00	0.00
Revenue Total	**-107,848.35**	**-134,481.37**	**-40,500.00**	**-153,600.00**	**-114,600.00**
Expense					
6401 - CONTRACTUAL SERVICES	0.00	0.00	0.00	0.00	15,000.00
6404 - POSTAGE & SHIPPING	0.00	6.70	0.00	0.00	0.00
6458 - CONFERENCE AND TRAINING	9,483.70	2,797.34	5,200.00	2,900.00	5,300.00
6459 - OTHER EMPLOYEE TRAINING	310.37	0.00	0.00	0.00	0.00
6460 - MEMBERSHIP DUES	600.00	710.00	700.00	600.00	500.00
6466 - MISC CONTRACTUAL SERVICES	8,815.40	1,561.50	2,500.00	8,500.00	7,800.00
6496 - LICENSES AND PERMITS	540.00	0.00	0.00	0.00	0.00
6503 - CLOTHING	185.00	1,239.47	1,200.00	300.00	1,000.00
6505 - OFFICE SUPPLIES	0.00	0.00	100.00	300.00	0.00
6509 - COMPUTER SUPPLIES	690.00	0.00	0.00	0.00	0.00
6550 - MINOR EQUIPMENT	78,424.54	11,859.19	9,900.00	45,200.00	43,800.00
6589 - OTHER MATERIALS & SUPPLIES	42,011.67	30,894.19	21,900.00	62,200.00	41,200.00
7204 - MACHINERY & EQUIPMENT	0.00	8,500.00	0.00	0.00	0.00
7210 - MOTOR VEHICLES	14,045.00	0.00	0.00	0.00	0.00
Expense Total	**155,105.68**	**57,568.39**	**41,500.00**	**120,000.00**	**114,600.00**
Grand Total	**47,257.33**	**-76,912.98**	**1,000.00**	**-33,600.00**	**0.00**

FIRE / SAFETY (0217-0230) PERFORMANCE REPORT

DEPARTMENT: FIRE

FUND: SPECIAL REVENUE

MISSION STATEMENT

The purpose of this fund is to support the operations of the hazardous materials regional and county response team and special fire prevention programs. Contract funds from the state and county for hazardous materials response as well as response charges for equipment and disposable supplies shall be deposited into this account. Donations for fire prevention activities shall also be deposited into this account. This account will be created as a revolving fund account. The Fire Chief is authorized to expend funds from the account at his/her discretion with approval of the City Manager only for the purpose of the operations of the hazardous materials response team and special fire prevention activities.

STRATEGIC PLAN GOALS

1 Provide a Safe, Secure and Healthy Community

2 Enhance the Effectiveness of our City Government

3 Improve and Maintain Our Infrastructure

4

2019 ACCOMPLISHMENTS

- Provided detection equipment for hazardous and toxic gasses on fire apparatus
- Updated hazardous-materials plotting software
- Enhanced team capabilities through training and drills
-

2020 GOALS

- Evaluate the best location for the Hazardous-Materials Team to be stationed at.
- Seek opportunities for multi-agency drills and training
- Continue to enhance team capabilities through training and drills
-

TOTAL REVENUES and EXPENDITURES

	2017 Actuals	2018 Actuals	2019 Adopted	2019 Projected	2020 Adopted
BEGINNING FUND BALANCE	**361,633**	**345,705**	**244,889**	**244,889**	**165,589**
REVENUE TOTAL	**69,313**	**93,854**	**59,900**	**59,900**	**59,900**
Personnel Exp	0	0	0	0	0
Operating Exp	67,726	194,670	69,400	139,200	209,700
EXPENSE TOTAL	**67,726**	**194,670**	**69,400**	**139,200**	**209,700**
SURPLUS / DEFICIT	**1,587**	**-100,816**	**-9,500**	**-79,300**	**-149,800**
FUND BALANCE	**345,705**	**207,489**	**235,389**	**165,589**	**15,789**

BUDGET VARIANCES

KEY PERFORMANCE INDICATORS

Contact Information

Michael Stanley, Fire Chief,
920-236-5240, mstanley@ci.oshkosh.wi.us

02170230 - FIRE / SAFETY

	2017 Actuals	2018 Actuals	2019 Original	2019 Projected	2020 Adopted
02170230 - FIRE / SAFETY	**-1,586.90**	**100,815.80**	**9,500.00**	**79,300.00**	**149,800.00**
Revenue					
4236 - STATE AID-OTHER	-48,920.65	-60,172.90	-43,600.00	-43,600.00	-43,600.00
4240 - COUNTY AID-OTHER AID	-20,133.90	-15,142.87	-16,000.00	-16,000.00	-16,000.00
4540 - HAZARDOUS RESPONSE CHARGES	-258.06	-1,088.19	-300.00	-300.00	-300.00
4952 - GIFTS & DONATIONS	0.00	-17,450.00	0.00	0.00	0.00
Revenue Total	**-69,312.61**	**-93,853.96**	**-59,900.00**	**-59,900.00**	**-59,900.00**
Expense					
6401 - CONTRACTUAL SERVICES	28,439.70	18,779.00	10,500.00	10,500.00	25,000.00
6404 - POSTAGE & SHIPPING	10.69	20.28	0.00	0.00	0.00
6407 - CLOUD BASED COMPUTER SERVICES	0.00	0.00	0.00	0.00	0.00
6418 - REPAIRS TO MOTOR VEHICLES	16,150.00	0.00	2,000.00	2,000.00	3,000.00
6420 - REPAIRS TO TOOLS & EQUIP	0.00	0.00	0.00	0.00	0.00
6421 - MAINTENANCE RADIOS	0.00	0.00	0.00	0.00	11,000.00
6424 - MAINTENANCE OFFICE EQUIPMENT	0.00	54.93	0.00	0.00	0.00
6426 - MAINT MACH/EQUIP/BLDG/STRUCT	0.00	450.00	0.00	0.00	0.00
6427 - MAINTENANCE COMPUTER SOFTWARE	0.00	1,114.52	2,500.00	2,500.00	3,000.00
6458 - CONFERENCE AND TRAINING	993.66	0.00	5,000.00	5,000.00	13,000.00
6459 - OTHER EMPLOYEE TRAINING	0.00	82.67	6,500.00	6,500.00	8,000.00
6460 - MEMBERSHIP DUES	338.07	338.07	400.00	400.00	400.00
6466 - MISC CONTRACTUAL SERVICES	0.00	0.00	0.00	0.00	5,000.00
6475 - TELEPHONES	961.17	1,081.35	1,200.00	1,200.00	1,400.00
6505 - OFFICE SUPPLIES	253.67	64.78	300.00	300.00	400.00
6506 - SOFTWARE SUPPLIES	0.00	0.00	100.00	100.00	100.00
6517 - SUPPLIES/REPAIR PARTS	1,117.71	2,732.80	16,800.00	16,800.00	17,000.00
6518 - FUEL/PROPANE/OTHER GASES	38.55	209.73	0.00	0.00	2,000.00
6527 - JANITORIAL SUPPLIES	0.00	29.90	0.00	0.00	0.00
6536 - SMOKE DETECTORS	0.00	2,386.23	0.00	0.00	0.00
6537 - SAFETY EQUIPMENT	11,933.02	17,428.43	2,500.00	2,500.00	9,000.00
6538 - FIRE FIGHTING EQUIPMENT	1,619.75	246.98	15,000.00	15,000.00	10,000.00
6545 - TOOLS & SHOP MATERIALS	561.95	12,593.58	0.00	0.00	0.00
6550 - MINOR EQUIPMENT	9.99	2,869.16	6,100.00	34,400.00	34,300.00
6555 - ENVIRONMENTAL SUPPLIES	1,571.13	986.53	500.00	500.00	500.00
6589 - OTHER MATERIALS & SUPPLIES	3,726.65	3,355.11	0.00	0.00	5,000.00
7204 - MACHINERY & EQUIPMENT	0.00	129,845.71	0.00	41,500.00	61,600.00
Expense Total	**67,725.71**	**194,669.76**	**69,400.00**	**139,200.00**	**209,700.00**
Grand Total	**-1,586.90**	**100,815.80**	**9,500.00**	**79,300.00**	**149,800.00**

POLICE ASSET FORFEITURE - STATE (0221-0211) PERFORMANCE REPORT

DEPARTMENT: POLICE

FUND: SPECIAL REVENUE

MISSION STATEMENT

The purpose of the State Asset Forfeiture Fund is to provide a dedicated account for proceeds from state court ordered asset forfeitures. By statute, this fund cannot be comingled with other funds and monies can only be used for permissible law enforcement purposes. This includes payment of required shares to the state designated school fund.

STRATEGIC PLAN GOALS

1
2
3
4
5

2019 ACCOMPLISHMENTS

- There will not be any new cases submitted for State Asset forfeitures in 2020 due to DA process change
- Anticipating funds are from pending cases submitted prior to 2018
-
-

2020 GOALS

-
-
-
-

TOTAL REVENUES and EXPENDITURES

	2017 Actuals	2018 Actuals	2019 Adopted	2019 Projected	2020 Adopted
BEGINNING FUND BALANCE	**8,621**	**34,826**	**36,939**	**36,939**	**38,139**
REVENUE TOTAL	**17,231**	**2,442**	**5,000**	**5,000**	**5,000**
Personnel Exp	0	0	0	0	0
Operating Exp	1,245	329	1,400	3,800	3,800
EXPENSE TOTAL	**1,245**	**329**	**1,400**	**3,800**	**3,800**
SURPLUS / DEFICIT	**15,986**	**2,113**	**3,600**	**1,200**	**1,200**
FUND BALANCE	**34,826**	**34,589**	**40,539**	**38,139**	**39,339**

BUDGET VARIANCES

KEY PERFORMANCE INDICATORS

Contact Information

Dean Smith, Chief of Police,
920-236-5700, dsmith@ci.oshkosh.wi.us

02210211 - PD ASSET FORFEITURE - STATE

	2017 Actuals	2018 Actuals	2019 Original	2019 Projected	2020 Adopted
02210211 - PD ASSET FORFEITURE - STATE	**-15,986.45**	**-2,113.00**	**-3,600.00**	**-1,200.00**	**-1,200.00**
Revenue					
4404 - OTHER PENALTIES	-17,231.28	-2,442.00	-5,000.00	-5,000.00	-5,000.00
Revenue Total	**-17,231.28**	**-2,442.00**	**-5,000.00**	**-5,000.00**	**-5,000.00**
Expense					
6401 - CONTRACTUAL SERVICES	190.00	329.00	400.00	400.00	400.00
6426 - MAINT MACH/EQUIP/BLDG/STRUCT	0.00	0.00	0.00	2,400.00	2,400.00
6466 - MISC CONTRACTUAL SERVICES	272.80	0.00	0.00	0.00	0.00
6550 - MINOR EQUIPMENT	782.03	0.00	0.00	0.00	0.00
6589 - OTHER MATERIALS & SUPPLIES	0.00	0.00	1,000.00	1,000.00	1,000.00
Expense Total	**1,244.83**	**329.00**	**1,400.00**	**3,800.00**	**3,800.00**
Grand Total	**-15,986.45**	**-2,113.00**	**-3,600.00**	**-1,200.00**	**-1,200.00**

POLICE ASSET FORFEITURE - FEDERAL (0222-0211) PERFORMANCE REPORT

DEPARTMENT: POLICE

FUND: SPECIAL REVENUE

MISSION STATEMENT

The purpose of the Federal Asset Forfeiture Fund is to provide separate accounting for asset forfeiture proceeds from the US Department of Justice Equitable Sharing Program. To remain eligible to receive federal equitable sharing monies, this fund shall not be comingled with other funds and monies can only be used for permissible law enforcement purposes. Permissible uses are explained in the Federal Guide to Equitable Sharing for State and Local Law Enforcement Agencies.

STRATEGIC PLAN GOALS

1
2
3
4
5

2019 ACCOMPLISHMENTS

-
-
-
-

2020 GOALS

- No Federal Asset forfeitures anticipated in 2020 due to changes in the law
-
-
-
-

TOTAL REVENUES and EXPENDITURES

	2017 Actuals	2018 Actuals	2019 Adopted	2019 Projected	2020 Adopted
BEGINNING FUND BALANCE	**9,414**	**18,546**	**18,546**	**18,546**	**29,946**
REVENUE TOTAL	**815**	**0**	**3,000**	**11,400**	**3,000**
Personnel Exp	0	0	0	0	0
Operating Exp	0	0	15,000	0	15,000
EXPENSE TOTAL	**0**	**0**	**15,000**	**0**	**15,000**
SURPLUS / DEFICIT	**815**	**0**	**-12,000**	**11,400**	**-12,000**
FUND BALANCE	**18,546**	**18,546**	**6,546**	**29,946**	**17,946**

BUDGET VARIANCES

KEY PERFORMANCE INDICATORS

Contact Information

Dean Smith, Chief of Police,
920-236-5700, dsmith@ci.oshkosh.wi.us

02220211 - PD ASSET FORFEITURE - FEDERAL

	2017 Actuals	2018 Actuals	2019 Original	2019 Projected	2020 Adopted
02220211 - PD ASSET FORFEITURE - FEDERAL	**-815.46**	**0.00**	**12,000.00**	**-11,400.00**	**12,000.00**
Revenue					
4206 - FEDERAL AID-POLICE	0.00	0.00	-3,000.00	-11,400.00	-3,000.00
4404 - OTHER PENALTIES	-815.46	0.00	0.00	0.00	0.00
Revenue Total	**-815.46**	**0.00**	**-3,000.00**	**-11,400.00**	**-3,000.00**
Expense					
6550 - MINOR EQUIPMENT	0.00	0.00	15,000.00	0.00	15,000.00
Expense Total	**0.00**	**0.00**	**15,000.00**	**0.00**	**15,000.00**
Grand Total	**-815.46**	**0.00**	**12,000.00**	**-11,400.00**	**12,000.00**

STREET LIGHTING (0223-0460) PERFORMANCE REPORT

DEPARTMENT: TRANSPORTATION

FUND: SPECIAL REVENUE

MISSION STATEMENT

The mission of the Street Lighting Division is to support a comprehensive street lighting network of streets in public right-of-way, parking lots, parks, and other city owned facilities.

STRATEGIC PLAN GOALS

1 Improve and maintain infrastructure
2 Improve quality of life assets
3 Strengthen neighborhoods
4
5

2019 ACCOMPLISHMENTS

- Installed city owned street lighting on Oregon Street, Court, Washington
- William Waters Plaza lighting
- Otter Street parking lot
- Abbey Park
- Stoegbauer Park Lighting Replacement

2020 GOALS

- Continue to install city owned street lighting on Oregon Street
- Continue LED upgrades replacing retrofit kits
- Pickard Estates street lighting design and assistance
-
-

TOTAL REVENUES and EXPENDITURES

	2017 Actuals	2018 Actuals	2019 Adopted	2019 Projected	2020 Adopted
BEGINNING FUND BALANCE	**-20,511**	**11,734**	**60,855**	**60,855**	**60,855**
REVENUE TOTAL	**1,010,900**	**1,052,000**	**1,052,000**	**1,052,000**	**1,075,000**
Personnel Exp	0	0	0	0	0
Operating Exp	1,068,802	1,002,879	1,052,000	1,052,000	1,075,000
EXPENSE TOTAL	**1,068,802**	**1,002,879**	**1,052,000**	**1,052,000**	**1,075,000**
SURPLUS / DEFICIT	**-57,902**	**49,121**	**0**	**0**	**0**
FUND BALANCE	**11,734**	**32,822**	**60,855**	**60,855**	**60,855**

BUDGET VARIANCES

KEY PERFORMANCE INDICATORS

Contact Information

Jim Collins, Director of Transportation,
920-232-5342, jcollins@ci.oshkosh.wi.us

02230460 - STREET LIGHTING

	2017 Actuals	2018 Actuals	2019 Original	2019 Projected	2020 Adopted
02230460 - STREET LIGHTING	**57,901.97**	**-49,121.08**	**0.00**	**0.00**	**0.00**
Revenue					
4102 - GENERAL PROPERTY TAX-CITY	-1,010,900.00	-1,052,000.00	-1,052,000.00	-1,052,000.00	-1,075,000.00
Revenue Total	**-1,010,900.00**	**-1,052,000.00**	**-1,052,000.00**	**-1,052,000.00**	**-1,075,000.00**
Expense					
6401 - CONTRACTUAL SERVICES	0.00	1,318.75	0.00	0.00	0.00
6471 - ELECTRICITY	989,978.17	974,405.42	994,000.00	994,000.00	1,017,000.00
6496 - LICENSES AND PERMITS	0.00	43.50	0.00	0.00	0.00
6517 - SUPPLIES/REPAIR PARTS	73,560.83	25,302.48	55,000.00	55,000.00	55,000.00
6565 - STONE/GRAVEL/CONCRETE/ASPHALT	3,330.45	1,567.57	2,000.00	2,000.00	2,000.00
6589 - OTHER MATERIALS & SUPPLIES	1,932.52	241.20	1,000.00	1,000.00	1,000.00
Expense Total	**1,068,801.97**	**1,002,878.92**	**1,052,000.00**	**1,052,000.00**	**1,075,000.00**
Grand Total	**57,901.97**	**-49,121.08**	**0.00**	**0.00**	**0.00**

SPECIAL EVENTS - COUNCIL (0224-0010) PERFORMANCE REPORT

DEPARTMENT: CITY COUNCIL

FUND: SPECIAL REVENUE

MISSION STATEMENT

STRATEGIC PLAN GOALS

1
2
3
4
5

2019 ACCOMPLISHMENTS

.
.
.
.
.

2020 GOALS

.
.
.
.
.

TOTAL REVENUES and EXPENDITURES

	2017 Actuals	2018 Actuals	2019 Adopted	2019 Projected	2020 Adopted
REVENUE TOTAL	**0**	**0**	**0**	**12,500**	**12,500**
Personnel Exp	0	0	0	0	0
Operating Exp	0	0	0	8,200	12,500
EXPENSE TOTAL	**0**	**0**	**0**	**8,200**	**12,500**
SURPLUS / DEFICIT	**0**	**0**	**0**	**4,300**	**0**

BUDGET VARIANCES

KEY PERFORMANCE INDICATORS

Contact Information

City Council, 920-236-5002

02240010 - SPECIAL EVENTS - COUNCIL

	2017 Actuals	2018 Actuals	2019 Original	2019 Projected	2020 Adopted
02240010 - SPECIAL EVENTS - COUNCIL	**0.00**	**0.00**	**0.00**	**-4,300.00**	**0.00**
Revenue					
4972 - MISCELLANEOUS REVENUE	0.00	0.00	0.00	-12,500.00	-12,500.00
Revenue Total	**0.00**	**0.00**	**0.00**	**-12,500.00**	**-12,500.00**
Expense					
6466 - MISC CONTRACTUAL SERVICES	0.00	0.00	0.00	8,200.00	12,500.00
Expense Total	**0.00**	**0.00**	**0.00**	**8,200.00**	**12,500.00**
Grand Total	**0.00**	**0.00**	**0.00**	**-4,300.00**	**0.00**

MUSEUM MEMBERSHIP (0227-1070) PERFORMANCE REPORT

DEPARTMENT: MUSEUM

FUND: SPECIAL REVENUE

MISSION STATEMENT

The purpose of the Museum Membership Fund shall be to augment the Museum's annual budget. The Membership Fund shall be organized by the Board of the Oshkosh Public Museum.

STRATEGIC PLAN GOALS

1 Enhance our Quality of Life services and assets.

2 Recognize, preserve, and interpret the history of our Community.

3

2019 ACCOMPLISHMENTS

- Funded an LTE education position that resulted in new curriculum-based educational materials and website.
- Funded an LTE grounds position whose work focused on the Sawyer home grounds.
- Helped fund the fire bell project at the Ceape Street fire station.
- Helped fund the Menominee Clans exhibit, Dressed to Play and Cemetery Tales exhibits, and the annual Deck the Halls event.
- Fully funded the Membership database and Membership benefits like The Muse.

2020 GOALS

- Help fund the Assistant Curator position.
- Fund an LTE education position.
- Fund temporary exhibitions.
-

TOTAL REVENUES and EXPENDITURES

	2017 Actuals	2018 Actuals	2019 Adopted	2019 Projected	2020 Adopted
BEGINNING FUND BALANCE	**143,706**	**107,680**	**110,044**	**110,044**	**121,044**
REVENUE TOTAL	**65,633**	**128,164**	**42,600**	**49,000**	**59,000**
Personnel Exp	0	0	0	0	0
Operating Exp	59,913	125,800	42,600	38,000	59,000
EXPENSE TOTAL	**59,913**	**125,800**	**42,600**	**38,000**	**59,000**
SURPLUS / DEFICIT	**5,720**	**2,364**	**0**	**11,000**	**0**
FUND BALANCE	**107,680**	**110,044**	**110,044**	**121,044**	**121,044**

BUDGET VARIANCES

KEY PERFORMANCE INDICATORS

Contact Information

Brad Larson, Director of Museum,
920-236-5769, blarson@ci.oshkosh.wi.us

02271070 - MUSEUM MEMBERSHIP

	2017 Actuals	2018 Actuals	2019 Original	2019 Projected	2020 Adopted
02271070 - MUSEUM MEMBERSHIP	**-5,720.39**	**-2,363.68**	**0.00**	**-11,000.00**	**0.00**
Revenue					
4236 - STATE AID-OTHER	0.00	-28,250.00	0.00	0.00	0.00
4792 - MISC SERVICE REVENUES	0.00	0.00	-8,000.00	0.00	0.00
4908 - INTEREST-OTHER INVESTMENTS	-248.66	-318.47	0.00	0.00	0.00
4951 - MEMBERSHIP DUES REVENUE	0.00	-7,015.00	0.00	-19,000.00	-20,000.00
4952 - GIFTS & DONATIONS	-65,384.62	-92,580.48	-34,600.00	-30,000.00	-39,000.00
Revenue Total	**-65,633.28**	**-128,163.95**	**-42,600.00**	**-49,000.00**	**-59,000.00**
Expense					
6401 - CONTRACTUAL SERVICES	3,766.00	17,499.20	12,000.00	2,900.00	5,000.00
6404 - POSTAGE & SHIPPING	2,000.00	2,400.00	1,500.00	1,500.00	1,500.00
6408 - PRINTING & BINDING	0.00	5,496.65	0.00	0.00	0.00
6410 - ADVERTISING/MARKETING	0.00	30,618.51	0.00	0.00	5,000.00
6427 - MAINTENANCE COMPUTER SOFTWARE	2,294.63	1,271.64	2,000.00	2,000.00	2,000.00
6458 - CONFERENCE AND TRAINING	1,595.00	0.00	0.00	0.00	0.00
6460 - MEMBERSHIP DUES	1,429.40	349.35	1,000.00	1,000.00	0.00
6466 - MISC CONTRACTUAL SERVICES	561.20	1,055.00	200.00	200.00	200.00
6505 - OFFICE SUPPLIES	0.00	388.00	2,000.00	0.00	2,000.00
6517 - SUPPLIES/REPAIR PARTS	0.00	870.50	0.00	0.00	0.00
6545 - TOOLS & SHOP MATERIALS	0.00	48.44	0.00	100.00	0.00
6550 - MINOR EQUIPMENT	0.00	0.00	0.00	3,000.00	0.00
6565 - STONE/GRAVEL/CONCRETE/ASPHALT	0.00	1,376.98	0.00	0.00	0.00
6576 - PROMOTIONAL MATERIALS	6,755.86	9,641.45	7,700.00	6,200.00	8,000.00
6587 - EMPLOYEE RECOGNITION	0.00	910.00	0.00	0.00	0.00
6588 - GIFT SHOP INVENTORY	0.00	0.00	0.00	0.00	4,000.00
6589 - OTHER MATERIALS & SUPPLIES	2,684.48	6,403.55	7,100.00	12,000.00	12,100.00
7470 - TSF TO OTHER	38,826.32	47,471.00	9,100.00	9,100.00	19,200.00
Expense Total	**59,912.89**	**125,800.27**	**42,600.00**	**38,000.00**	**59,000.00**
Grand Total	**-5,720.39**	**-2,363.68**	**0.00**	**-11,000.00**	**0.00**

MUSEUM EXHIBITION (0228-1070) PERFORMANCE REPORT

DEPARTMENT: MUSEUM

FUND: SPECIAL REVENUE

MISSION STATEMENT

The purpose of the Exhibition Fund shall be to support the development and rental of exhibitions. Donations, grants, and sponsorship dollars designated for Exhibition Fund, as well as bequests and other income designated by the Museum Board, shall be deposited into this account for the purpose. This fund will be created as a revolving account. The fund shall be organized under the Museum Board, but the Board may authorize the Museum Director to expend funds at his/her discretion, especially in regard to the need to schedule and make down payments for traveling exhibitions.

STRATEGIC PLAN GOALS

1 Enhance our Quality of Life services and assets

2 Recognize, preserve, and interpret the history of our Community

3

4

2019 ACCOMPLISHMENTS

.

.

.

.

2020 GOALS

.

.

.

.

TOTAL REVENUES and EXPENDITURES

	2017 Actuals	2018 Actuals	2019 Adopted	2019 Projected	2020 Adopted
BEGINNING FUND BALANCE	**8,165**	**-6,479**	**-11,198**	**-11,198**	**1,902**
REVENUE TOTAL	**8,162**	**9,935**	**10,000**	**17,100**	**0**
Personnel Exp	0	0	0	0	0
Operating Exp	14,101	14,654	10,000	4,000	0
EXPENSE TOTAL	**14,101**	**14,654**	**10,000**	**4,000**	**0**
SURPLUS / DEFICIT	**-5,939**	**-4,719**	**0**	**13,100**	**0**
FUND BALANCE	**-6,479**	**-11,198**	**-11,198**	**1,902**	**1,902**

BUDGET VARIANCES

KEY PERFORMANCE INDICATORS

Contact Information

Brad Larson, Director of Museum,
920-236-5769, blarson@ci.oshkosh.wi.us

02281070 - MUSEUM EXHIBITION

	2017 Actuals	2018 Actuals	2019 Original	2019 Projected	2020 Adopted
02281070 - MUSEUM EXHIBITION	**5,938.88**	**4,719.19**	**0.00**	**-13,100.00**	**0.00**
Revenue					
4952 - GIFTS & DONATIONS	-8,162.45	-3,435.00	-10,000.00	-17,100.00	0.00
5299 - TSF FROM OTHER FUNDS	0.00	-6,500.00	0.00	0.00	0.00
Revenue Total	**-8,162.45**	**-9,935.00**	**-10,000.00**	**-17,100.00**	**0.00**
Expense					
6401 - CONTRACTUAL SERVICES	7,500.00	14,000.00	5,000.00	0.00	0.00
6404 - POSTAGE & SHIPPING	57.10	0.00	0.00	0.00	0.00
6466 - MISC CONTRACTUAL SERVICES	1,285.00	0.00	0.00	0.00	0.00
6496 - LICENSES AND PERMITS	10.00	0.00	0.00	0.00	0.00
6509 - COMPUTER SUPPLIES	44.97	0.00	0.00	0.00	0.00
6550 - MINOR EQUIPMENT	2,285.50	0.00	0.00	0.00	0.00
6589 - OTHER MATERIALS & SUPPLIES	2,918.76	654.19	5,000.00	4,000.00	0.00
Expense Total	**14,101.33**	**14,654.19**	**10,000.00**	**4,000.00**	**0.00**
Grand Total	**5,938.88**	**4,719.19**	**0.00**	**-13,100.00**	**0.00**

SENIOR SERVICES (0231-0760) PERFORMANCE REPORT

DEPARTMENT: PARKS

FUND: SPECIAL REVENUE

MISSION STATEMENT

To enrich the quality of life for adults fifty and over.

STRATEGIC PLAN GOALS

1 Enhance Quality of Life Services and Assets
2 Provide a Safe, Secure, and Healthy Community
3 Improve and Maintain our Infrastructure
4 Strengthen our Neighborhoods
5

2019 ACCOMPLISHMENTS

- Offered a summer session of pickleball
- Enhanced our volunteer recruitment and retention process
- Purchased the remaining strength machines to complete circuit
- Increased intergenerational programming
- Increased Wellness programming
- Offered Ukulele lessons for brain health

2020 GOALS

- Purchase building signage
- Continue to enhance programming to meet the needs of older adults in the community
- Host a technology fair
- Implement Senior Services initiatives in Parks Department Strategic Plan
-

TOTAL REVENUES and EXPENDITURES

	2017 Actuals	2018 Actuals	2019 Adopted	2019 Projected	2020 Adopted
BEGINNING FUND BALANCE	**96,406**	**84,577**	**107,309**	**107,309**	**107,009**
REVENUE TOTAL	**465,499**	**536,780**	**539,800**	**540,300**	**583,300**
Personnel Exp	414,247	421,013	437,400	435,300	470,000
Operating Exp	85,022	93,036	101,800	105,300	112,500
EXPENSE TOTAL	**499,269**	**514,048**	**539,200**	**540,600**	**582,500**
SURPLUS / DEFICIT	**-33,770**	**22,732**	**600**	**-300**	**800**
ENDING FUND BALANCE	**84,577**	**107,309**	**107,909**	**107,009**	**107,809**

BUDGET VARIANCES

10 desktop computer replacements and 2 laptop replacements

KEY PERFORMANCE INDICATORS

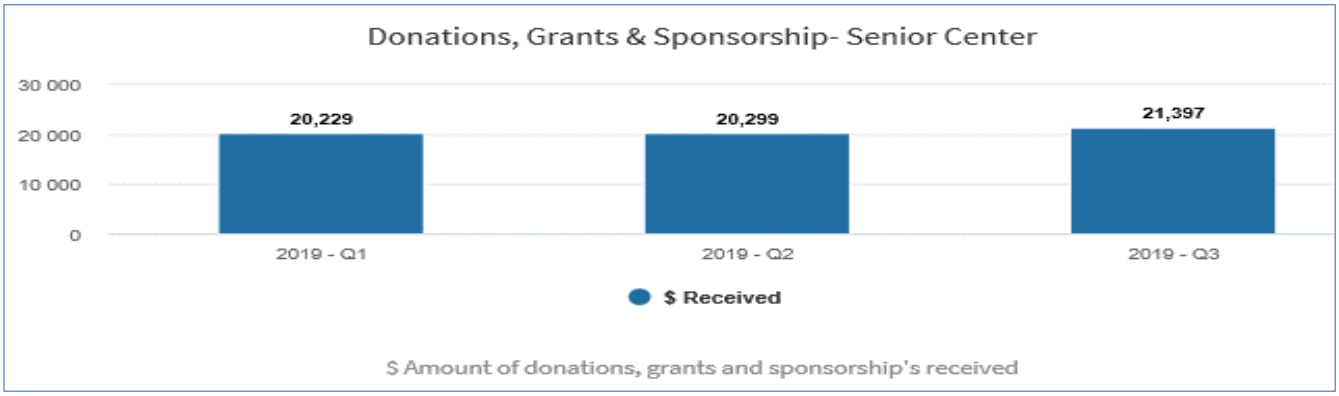

KEY PERFORMANCE INDICATORS (continued)

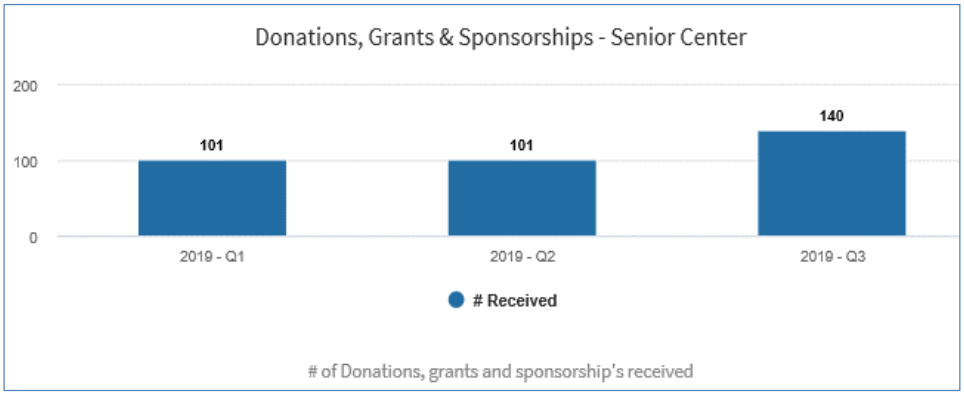

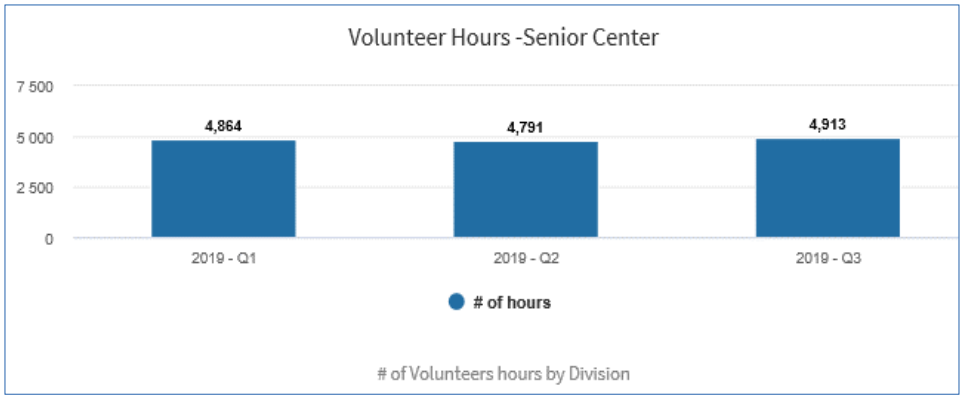

PERSONNEL POSITIONS

Position Title	Current Budgeted Employees	Current Actual Employees	2020 Proposed Employees
Senior Services Manager	1.00	1.00	1.00
Program Supervisor	1.00	1.00	1.00
Office Assistant	1.00	1.00	0.00
Secretary	1.00	1.00	1.00
Activities Coordinator	1.00	1.00	2.73
Marketing/Fund Devel Coord	0.52	0.52	0.52
Fitness Coordinator (P.T.)	0.53	0.53	0.00
Asst. Activity Coordinator (P.T.)	0.53	0.53	0.00
Building Attendant (P.T.)	0.06	0.06	0.00
Regular Pay - Temp Employee	0.43	0.43	1.01
TOTAL PERSONNEL	7.07	7.07	7.26

Contact Information

Jean Wollerman, Senior Services Manager,
920-232-5202, jwollerman@ci.oshkosh.wi.us

02310760 - SENIOR SERVICES DIVISION

	2017 Actuals	2018 Actuals	2019 Original	2019 Projected	2020 Adopted
02310760 - SENIOR SERVICES DIVISION	**33,770.42**	**-22,731.95**	**-600.00**	**300.00**	**-800.00**
Revenue					
4102 - GENERAL PROPERTY TAX-CITY	-299,400.00	-312,100.00	-320,400.00	-320,400.00	-327,400.00
4246 - COUNTY AID-HEALTH	-27,712.25	-31,245.00	0.00	-31,000.00	-32,000.00
4260 - GRANTS AND AIDS	-45,988.13	-49,917.79	-52,000.00	-52,000.00	-52,000.00
4517 - COPYING CHARGES-PURCHASING	-83.92	-95.45	0.00	-100.00	-100.00
4792 - MISC SERVICE REVENUES	-30,319.48	-39,757.69	-110,264.60	-47,000.00	-76,100.00
4924 - BUILDING RENT	-8,215.88	-2,419.00	-47,600.00	-5,300.00	-8,000.00
4952 - GIFTS & DONATIONS	-51,345.00	-97,894.86	0.00	-75,500.00	-75,500.00
4972 - MISCELLANEOUS REVENUE	-2,434.08	-3,350.65	-9,535.40	-9,000.00	-9,000.00
5299 - TSF FROM OTHER FUNDS	0.00	0.00	0.00	0.00	-3,200.00
Revenue Total	**-465,498.74**	**-536,780.44**	**-539,800.00**	**-540,300.00**	**-583,300.00**
Expense					
6102 - REGULAR PAY	268,226.58	275,266.31	309,500.00	281,400.00	317,000.00
6103 - REGULAR PAY - TEMP EMPLOYEE	25,743.57	34,235.48	12,300.00	36,800.00	23,200.00
6104 - OVERTIME PAY	0.00	0.00	200.00	0.00	0.00
6302 - FICA - EMPLOYERS SHARE	21,493.67	22,623.79	23,800.00	23,700.00	25,300.00
6304 - WISCONSIN RETIREMENT FUND	17,375.75	18,064.49	18,300.00	19,000.00	21,400.00
6306 - HEALTH INSURANCE	69,494.82	65,582.10	67,300.00	67,900.00	72,200.00
6307 - HEALTH INSURANCE ADMIN FEE	0.00	0.00	800.00	800.00	4,000.00
6308 - DENTAL	3,932.02	4,165.84	4,100.00	4,500.00	5,400.00
6310 - LIFE INSURANCE	970.97	1,074.63	1,100.00	1,200.00	1,500.00
6312 - INCOME CONTINUATION INSURANCE	0.00	0.00	0.00	0.00	0.00
6320 - OTHER BENEFITS	7,010.00	0.00	0.00	0.00	0.00
6401 - CONTRACTUAL SERVICES	18,441.44	19,163.90	19,800.00	20,300.00	21,000.00
6402 - AUTO ALLOWANCE	172.17	109.93	200.00	100.00	200.00
6404 - POSTAGE & SHIPPING	1,363.19	1,614.52	2,000.00	1,900.00	2,000.00
6407 - CLOUD BASED COMPUTER SERVICES	0.00	0.00	0.00	1,100.00	1,100.00
6408 - PRINTING & BINDING	79.47	10.11	100.00	100.00	100.00
6424 - MAINTENANCE OFFICE EQUIPMENT	0.00	823.50	800.00	1,000.00	1,000.00
6427 - MAINTENANCE COMPUTER SOFTWARE	775.00	3,358.09	3,400.00	4,900.00	4,900.00
6432 - EQUIPMENT RENTAL	2,398.37	2,277.30	2,500.00	2,500.00	2,500.00
6458 - CONFERENCE AND TRAINING	3,296.07	1,527.22	3,700.00	3,500.00	3,700.00
6459 - OTHER EMPLOYEE TRAINING	189.00	0.00	0.00	0.00	0.00
6460 - MEMBERSHIP DUES	564.00	763.00	1,000.00	800.00	1,000.00
6469 - UNCOLLECTIBLE ACCOUNTS	1,014.78	0.00	0.00	0.00	0.00
6471 - ELECTRICITY	23,867.73	23,456.97	25,000.00	25,000.00	26,500.00
6472 - SEWER SERVICE	1,290.23	1,399.73	1,500.00	1,700.00	1,800.00
6473 - WATER SERVICE	2,090.52	2,134.51	2,500.00	2,500.00	2,800.00
6474 - GAS SERVICE	7,371.22	8,330.74	7,500.00	7,500.00	7,700.00
6475 - TELEPHONES	1,036.37	1,037.66	1,100.00	1,100.00	1,100.00
6476 - STORM SEWER	9,312.91	10,238.71	10,500.00	11,000.00	11,800.00
6481 - WORKERS COMPENSATION	5,500.00	7,700.00	7,700.00	7,700.00	6,200.00
6482 - BUILDING & CONTENTS	1,400.00	3,700.00	3,600.00	3,600.00	4,000.00
6483 - COMPREHENSIVE LIABILITY	608.00	600.00	600.00	600.00	600.00
6484 - CYBER LIABILITY INSURANCE PREM	0.00	0.00	0.00	0.00	700.00
6494 - BOILER INSURANCE	400.00	300.00	300.00	300.00	400.00
6505 - OFFICE SUPPLIES	1,444.31	1,235.46	2,000.00	2,000.00	2,000.00
6517 - SUPPLIES/REPAIR PARTS	10.07	2.49	0.00	0.00	0.00
6527 - JANITORIAL SUPPLIES	29.44	96.22	100.00	100.00	100.00
6550 - MINOR EQUIPMENT	0.00	0.00	1,800.00	1,900.00	5,200.00
6557 - MEDICAL SUPPLIES	75.31	37.62	100.00	100.00	100.00
6586 - CONCESSIONS	1,117.04	1,915.28	3,000.00	3,000.00	3,000.00
6589 - OTHER MATERIALS & SUPPLIES	1,011.15	1,202.89	1,000.00	1,000.00	1,000.00
6721 - INTEREST EXPENSE	163.99	0.00	0.00	0.00	0.00
Expense Total	**499,269.16**	**514,048.49**	**539,200.00**	**540,600.00**	**582,500.00**
Grand Total	**33,770.42**	**-22,731.95**	**-600.00**	**300.00**	**-800.00**

EMS FIRE GRANT (0235-0230) PERFORMANCE REPORT

DEPARTMENT: FIRE

FUND: SPECIAL REVENUE

MISSION STATEMENT

The purpose of this fund is to support and improve emergency medical services for the Fire Department. Grants from the Federal Assistance Program (FAP) for EMS shall be deposited in this account. This fund will be created as a revolving account. The Fire Chief is authorized to expend funds from this account at his/her discretion with approval of the City Manager only for the purpose of the operations or improvements of emergency medical services.

STRATEGIC PLAN GOALS

1 Provide a safe, secure, and healthy community

2 Enhance the effectiveness of our city government

3 Improve and maintain our infrastructure

4

2019 ACCOMPLISHMENTS

- Implemented three EMS Coordinator positions.
- Certified employees in CPR and ACLS
- Participated in a multi-agency active shooter exercise
-

2020 GOALS

- Deploy ballistic protection for personnel on response vehicles
- Improve the equipment and capabilities for vehicle extrication
-
-

TOTAL REVENUES and EXPENDITURES

	2017 Actuals	2018 Actuals	2019 Adopted	2019 Projected	2020 Adopted
BEGINNING FUND BALANCE	**23,879**	**25,876**	**23,819**	**23,819**	**25,119**
REVENUE TOTAL	**92,101**	**6,356**	**6,000**	**6,000**	**6,000**
Personnel Exp	0	0	0	0	0
Operating Exp	92,389	8,413	4,700	4,700	11,100
EXPENSE TOTAL	**92,389**	**8,413**	**4,700**	**4,700**	**11,100**
SURPLUS / DEFICIT	**-288**	**-2,058**	**1,300**	**1,300**	**-5,100**
FUND BALANCE	**25,876**	**23,819**	**25,119**	**25,119**	**20,019**

BUDGET VARIANCES

KEY PERFORMANCE INDICATORS

Contact Information

Michael Stanley, Fire Chief,
920-236-5240, mstanley@ci.oshkosh.wi.us

02350230 - EMS FIRE GRANT

	2017 Actuals	2018 Actuals	2019 Original	2019 Projected	2020 Adopted
02350230 - EMS FIRE GRANT	**288.48**	**2,057.81**	**-1,300.00**	**-1,300.00**	**5,100.00**
Revenue					
4208 - FEDERAL AID-OTHER	-80,644.00	0.00	0.00	0.00	0.00
4952 - GIFTS & DONATIONS	-5,000.00	0.00	0.00	0.00	0.00
4972 - MISCELLANEOUS REVENUE	-6,456.97	-6,355.53	-6,000.00	-6,000.00	-6,000.00
Revenue Total	**-92,100.97**	**-6,355.53**	**-6,000.00**	**-6,000.00**	**-6,000.00**
Expense					
6427 - MAINTENANCE COMPUTER SOFTWARE	2,456.16	0.00	0.00	0.00	0.00
6458 - CONFERENCE AND TRAINING	0.00	2,141.34	0.00	0.00	0.00
6505 - OFFICE SUPPLIES	7,230.86	0.00	0.00	0.00	0.00
6510 - EMPLOYEE TRAINING MATERIALS	0.00	0.00	3,200.00	3,200.00	3,200.00
6538 - FIRE FIGHTING EQUIPMENT	1,768.49	4,450.00	0.00	0.00	0.00
6550 - MINOR EQUIPMENT	80,069.94	1,822.00	1,500.00	1,500.00	1,500.00
6557 - MEDICAL SUPPLIES	864.00	0.00	0.00	0.00	6,400.00
6589 - OTHER MATERIALS & SUPPLIES	0.00	0.00	0.00	0.00	0.00
Expense Total	**92,389.45**	**8,413.34**	**4,700.00**	**4,700.00**	**11,100.00**
Grand Total	**288.48**	**2,057.81**	**-1,300.00**	**-1,300.00**	**5,100.00**

LIBRARY (0239-1060) PERFORMANCE REPORT

DEPARTMENT: LIBRARY

FUND: SPECIAL REVENUE

MISSION STATEMENT

To help people find knowledge resources, provide free access to information, preserve local history, and create a vibrant community gathering place.

STRATEGIC PLAN GOALS

1 2017 - 2018 Strategic Goal: Enhance our quality of life services and assets:

2 Objective D: Make progress in realizing the library's vision of "A Library in Every Life"

3 Strategy 1: Put a library card in every hand

4 Strategy 2: Be a recognized downtown anchor destination

5 Strategy 3: Be a provider of "go-to" online resources

6 Strategy 4: Be a community institution with widespread public and private support

2019 ACCOMPLISHMENTS

- "Sky Hero League" first grader outreach program expanded to nine schools (Sept 2018)
- Grinchmas at the library event attracted est. 1100 attendees (Nov 2018)
- Explorer's Grove interactive learning environment unveiled in Children's Dept. (Jan 2019)
- Lakefly Writer's Conference attracted a record 114 attendees (May 2019)
- Evening on the Avenue event launched Washington Ave Historic Tour on Vamonde (June 2019)
- TIY kits (Try it Yourself) collection launched with stargazing and jewelry-making (July 2019)

2020 GOALS

- Complete a process to refresh the library's 2015 strategic plan and to make significant progress on subsidiary action plans in areas of community engagement, public programming, marketing, facility development, staff engagement, and technology.

TOTAL REVENUES and EXPENDITURES

	2017 Actuals	2018 Actuals	2019 Adopted	2019 Projected	2020 Adopted
BEGINNING FUND BALANCE	**132,155**	**479,451**	**605,435**	**605,435**	**762,135**
REVENUE TOTAL	**3,562,820**	**3,580,638**	**3,826,400**	**3,653,700**	**3,710,900**
Personnel Exp	2,478,331	2,478,240	2,810,700	2,465,800	2,826,300
Operating Exp	926,629	976,714	1,015,700	1,031,200	988,400
EXPENSE TOTAL	**3,404,961**	**3,454,954**	**3,826,400**	**3,497,000**	**3,814,700**
SURPLUS / DEFICIT	**157,860**	**125,684**	**0**	**156,700**	**-103,800**
FUND BALANCE	**479,451**	**604,829**	**605,435**	**762,135**	**658,335**

BUDGET VARIANCES

KEY PERFORMANCE INDICATORS

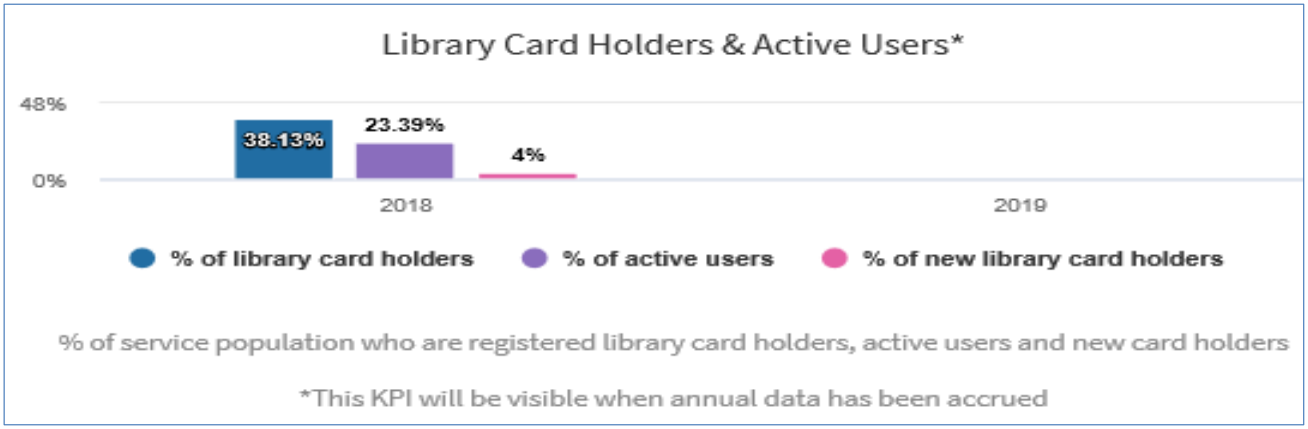

KEY PERFORMANCE INDICATORS (continued)

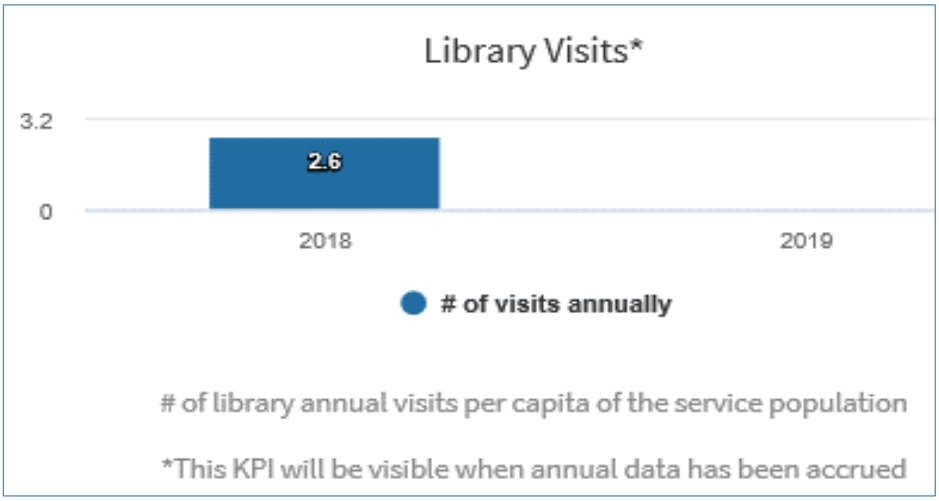

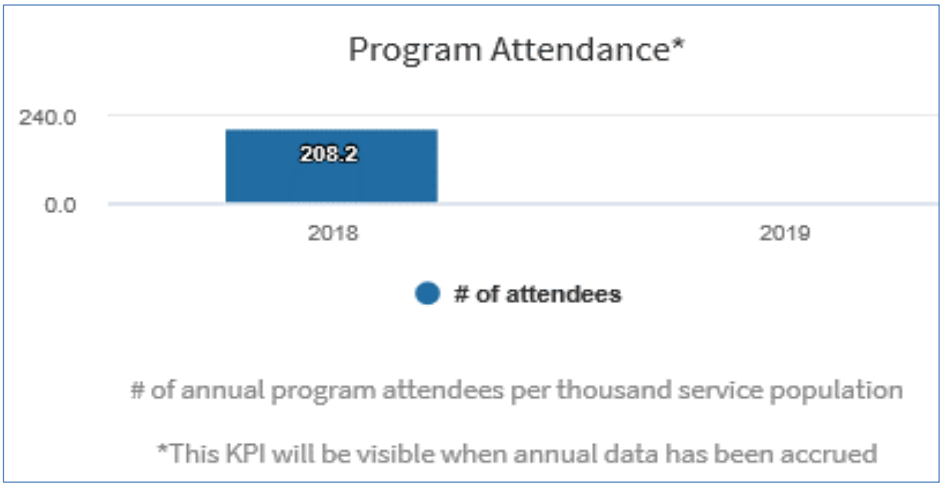

PERSONNEL POSITIONS

Position Title	Current Budgeted Employees	Current Actual Employees	2020 Proposed Employees
Library Director	1.00	1.00	1.00
Assistant Library Director	1.00	2.00	2.00
Library Development Manager	1.00	0.00	0.00
Managing Librarian	4.00	4.00	4.00
Librarian	6.00	6.00	5.00
Library Operations Manager	1.00	1.00	1.75
Library Assistant II	13.90	13.90	14.40
Library Assistant I	2.40	2.40	2.40
Library Maintenance Engineer	1.00	1.00	1.00
Marketing Coordinator	1.00	1.00	1.00
Graphic Artist	1.00	1.00	1.00
Hourly Emp. & Pages	5.50	5.50	5.50

Custodian I (P.T.)	0.50	0.50	0.50
TOTAL PERSONNEL	39.30	39.30	39.55

Contact Information	Jeff Gilderson-Duwe, Library Director, 920-236-5210, gilderson-duwe@oshkoshpubliclibrary.org

02391060 - LIBRARY

	2017 Actuals	2018 Actuals	2019 Original	2019 Projected	2020 Adopted
02391060 - LIBRARY	**-157,859.84**	**-125,684.23**	**172,700.00**	**-156,700.00**	**103,800.00**
Revenue					
4102 - GENERAL PROPERTY TAX-CITY	-2,624,000.00	-2,627,000.00	-2,696,100.00	-2,696,100.00	-2,772,700.00
4240 - COUNTY AID-OTHER AID	-600,410.00	-301,658.50	-25,500.00	-25,500.00	-36,000.00
4601 - LIBRARY FINES	-44,813.06	-34,554.61	-29,000.00	-29,000.00	-29,000.00
4603 - LIBRARY COPIER REVENUES	-15,534.55	-14,568.37	-12,000.00	-12,000.00	-12,000.00
4611 - WINNEBAGO COUNTY REVENUE	0.00	0.00	-607,400.00	-607,400.00	-625,200.00
4613 - LIBRARY CONTRACTUAL REVENUE	-254,264.74	-573,638.01	-260,700.00	-260,700.00	-212,500.00
4616 - USED BOOK REVENUE	-14,708.76	-16,647.07	-15,000.00	-15,000.00	-15,000.00
4617 - LIBRARY MEETING ROOM REVENUE	-3,155.00	-5,200.60	-3,000.00	-3,000.00	-3,000.00
4619 - LIBRARY MISC REVENUE	-2,145.20	-1,897.20	0.00	0.00	0.00
4792 - MISC SERVICE REVENUES	0.00	0.00	0.00	0.00	0.00
4908 - INTEREST-OTHER INVESTMENTS	-3,789.15	-5,473.71	-3,500.00	-3,500.00	-3,500.00
4952 - GIFTS & DONATIONS	0.00	0.00	0.00	0.00	0.00
4972 - MISCELLANEOUS REVENUE	0.00	0.00	-1,500.00	-1,500.00	-2,000.00
Revenue Total	**-3,562,820.46**	**-3,580,638.07**	**-3,653,700.00**	**-3,653,700.00**	**-3,710,900.00**
Expense					
6102 - REGULAR PAY	1,859,594.40	1,884,766.65	2,169,800.00	1,892,700.00	2,157,900.00
6104 - OVERTIME PAY	26,156.48	26,841.84	0.00	15,000.00	15,000.00
6302 - FICA - EMPLOYERS SHARE	138,350.64	140,937.31	156,100.00	153,200.00	159,300.00
6304 - WISCONSIN RETIREMENT FUND	115,173.44	114,883.11	126,500.00	116,000.00	133,200.00
6306 - HEALTH INSURANCE	319,029.50	289,489.50	331,700.00	264,600.00	314,600.00
6307 - HEALTH INSURANCE ADMIN FEE	0.00	0.00	4,600.00	4,600.00	22,700.00
6308 - DENTAL	14,100.52	15,130.27	16,400.00	14,300.00	18,600.00
6310 - LIFE INSURANCE	5,926.37	6,191.61	5,600.00	5,400.00	5,000.00
6401 - CONTRACTUAL SERVICES	305,596.31	319,726.99	358,700.00	355,800.00	323,500.00
6402 - AUTO ALLOWANCE	86.14	60.08	200.00	200.00	200.00
6404 - POSTAGE & SHIPPING	3,376.90	3,841.93	3,500.00	3,500.00	3,500.00
6407 - CLOUD BASED COMPUTER SERVICES	2.99	314.88	1,000.00	1,000.00	1,000.00
6410 - ADVERTISING/MARKETING	6,154.95	6,792.50	10,000.00	5,000.00	5,000.00
6411 - PROMOTIONAL SERVICES	4,245.00	7,122.07	7,800.00	1,100.00	800.00
6424 - MAINTENANCE OFFICE EQUIPMENT	3,846.04	3,144.88	4,500.00	3,800.00	4,000.00
6426 - MAINT MACH/EQUIP/BLDG/STRUCT	71,847.37	91,907.45	53,000.00	70,000.00	53,000.00
6427 - MAINTENANCE COMPUTER SOFTWARE	125.00	0.00	200.00	4,300.00	500.00
6432 - EQUIPMENT RENTAL	1,051.92	355.38	1,000.00	1,000.00	1,000.00
6437 - PARKING FACILITY RENTAL	1,050.00	0.00	300.00	300.00	300.00
6448 - SPECIAL SERVICES	4,773.79	8,391.16	5,500.00	5,900.00	6,000.00
6458 - CONFERENCE AND TRAINING	3,609.38	5,710.99	3,500.00	3,500.00	3,500.00
6459 - OTHER EMPLOYEE TRAINING	379.52	1,238.48	1,000.00	500.00	500.00
6460 - MEMBERSHIP DUES	1,643.00	1,433.00	1,500.00	1,500.00	1,500.00
6466 - MISC CONTRACTUAL SERVICES	125.00	0.00	0.00	2,000.00	7,000.00
6469 - UNCOLLECTIBLE ACCOUNTS	596.15	0.00	0.00	0.00	0.00
6471 - ELECTRICITY	84,646.39	83,149.37	85,000.00	85,000.00	89,200.00
6472 - SEWER SERVICE	4,107.98	4,053.29	4,100.00	4,000.00	4,400.00
6473 - WATER SERVICE	4,684.70	4,467.58	4,900.00	4,900.00	5,200.00
6474 - GAS SERVICE	13,114.61	14,425.86	31,200.00	20,000.00	32,000.00
6475 - TELEPHONES	3,052.82	3,419.15	3,000.00	3,000.00	3,000.00
6476 - STORM SEWER	4,444.24	4,777.04	3,200.00	6,000.00	3,400.00
6481 - WORKERS COMPENSATION	3,600.00	5,100.00	5,100.00	5,100.00	4,100.00
6482 - BUILDING & CONTENTS	6,342.50	15,870.00	16,300.00	16,300.00	18,100.00
6483 - COMPREHENSIVE LIABILITY	1,106.00	1,200.00	1,300.00	1,300.00	1,200.00
6494 - BOILER INSURANCE	1,600.00	1,200.00	1,200.00	1,200.00	1,200.00
6496 - LICENSES AND PERMITS	917.00	1,134.25	1,200.00	1,200.00	1,200.00
6499 - MISC FIXED CHARGES	2,476.85	3,082.99	3,000.00	3,000.00	3,500.00
6505 - OFFICE SUPPLIES	32,605.87	26,469.32	30,000.00	30,000.00	30,000.00
6506 - SOFTWARE SUPPLIES	655.43	1,214.82	1,000.00	200.00	500.00
6507 - BOOKS & PERIODICALS	0.00	349.00	0.00	0.00	0.00
6509 - COMPUTER SUPPLIES	600.04	1,517.48	600.00	7,000.00	1,000.00

02391060 - LIBRARY

	2017 Actuals	2018 Actuals	2019 Original	2019 Projected	2020 Adopted
6514 - GASOLINE - UNLEADED	40.48	0.00	100.00	100.00	100.00
6517 - SUPPLIES/REPAIR PARTS	12,100.42	11,314.00	12,000.00	12,000.00	12,000.00
6527 - JANITORIAL SUPPLIES	3,387.96	3,550.73	3,500.00	3,500.00	3,500.00
6529 - CHEMICALS	810.24	0.00	500.00	500.00	500.00
6535 - LANDSCAPING SUPPLIES	0.00	0.00	0.00	500.00	1,000.00
6545 - TOOLS & SHOP MATERIALS	0.00	280.68	0.00	0.00	0.00
6550 - MINOR EQUIPMENT	9,707.61	14,930.44	0.00	0.00	0.00
6557 - MEDICAL SUPPLIES	0.00	45.18	0.00	400.00	400.00
6565 - STONE/GRAVEL/CONCRETE/ASPHALT	789.95	0.00	0.00	0.00	0.00
6575 - LIBRARY MATERIALS	313,126.13	289,811.98	324,600.00	324,600.00	324,600.00
6576 - PROMOTIONAL MATERIALS	7,912.57	16,766.36	21,000.00	21,000.00	21,000.00
6587 - EMPLOYEE RECOGNITION	0.00	1,341.02	2,500.00	1,000.00	1,000.00
6589 - OTHER MATERIALS & SUPPLIES	6,193.68	17,203.22	8,700.00	20,000.00	15,000.00
6721 - INTEREST EXPENSE	96.34	0.00	0.00	0.00	0.00
Expense Total	**3,404,960.62**	**3,454,953.84**	**3,826,400.00**	**3,497,000.00**	**3,814,700.00**
Grand Total	**-157,859.84**	**-125,684.23**	**172,700.00**	**-156,700.00**	**103,800.00**

MUSEUM (0241-1070) PERFORMANCE REPORT

DEPARTMENT: MUSEUM

FUND: SPECIAL REVENUE

MISSION STATEMENT

The Oshkosh Public Museum will be a center for the preservation of our culture dedicated to bringing history and heritage to life through quality, creative, unrestricted educational experiences.

STRATEGIC PLAN GOALS

1 Enhance our Quality of Life Services and Assets

2 Recognize, Preserve, and Interpret the History of our Community

2019 ACCOMPLISHMENTS

- Completed the design development phase for building modifications.
- Completed a conceptual plan for the new "Sporting & Recreation" exhibition.
- Completed the new "Menominee Clan Figures" exhibition.
- Opened three temporary exhibits.
- Completed foundation assessment on buildings.
- Re-roofed the 1908 Carriage House.

2020 GOALS

- Present the special exhibition "Titanic: The Wisconsin Connection."
- Repair the foundations.
- Complete the specifications & documents for building modifications.
- Begin design development for the new long term exhibitions, "Sporting & Recreation" and "Deep Roots, Growing City."

TOTAL REVENUES and EXPENDITURES

	2017 Actuals	2018 Actuals	2019 Adopted	2019 Projected	2020 Adopted
BEGINNING FUND BALANCE	**-7,655**	**43,372**	**44,816**	**44,816**	**58,716**
REVENUE TOTAL	**1,110,997**	**1,120,416**	**1,192,300**	**1,183,500**	**1,235,700**
Personnel Exp	919,659	925,782	975,400	967,400	1,021,600
Operating Exp	191,189	193,190	213,900	202,200	212,200
EXPENSE TOTAL	**1,110,848**	**1,118,972**	**1,189,300**	**1,169,600**	**1,233,800**
SURPLUS / DEFICIT	**150**	**1,444**	**3,000**	**13,900**	**1,900**
FUND BALANCE	**43,372**	**44,816**	**47,816**	**58,716**	**60,616**

BUDGET VARIANCES

KEY PERFORMANCE INDICATORS

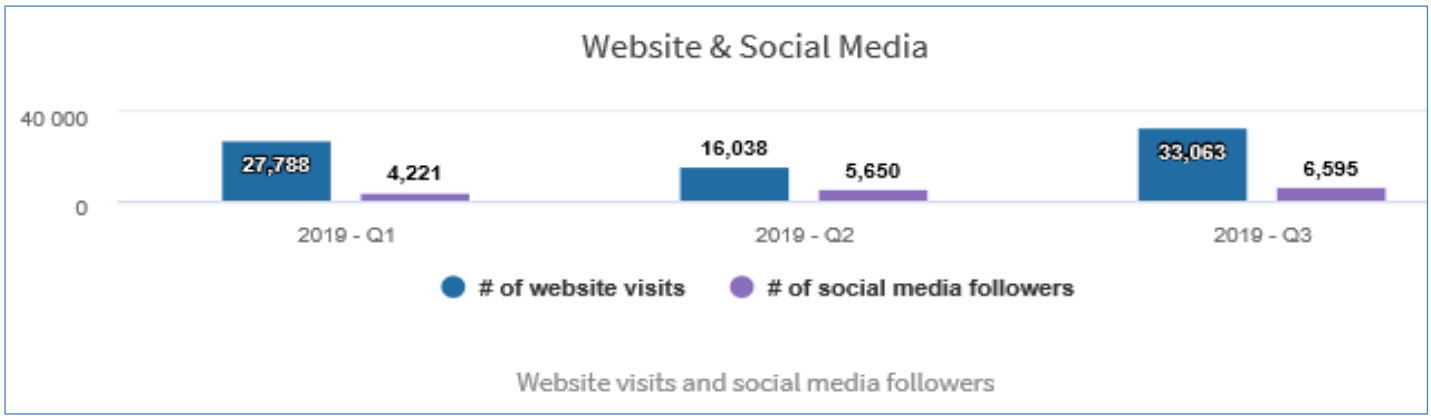

KEY PERFORMANCE INDICATORS (continued)

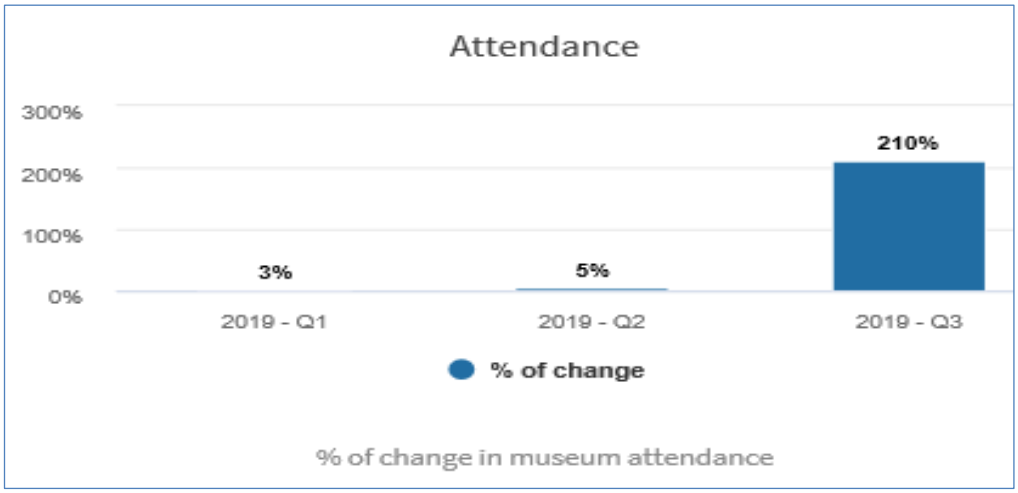

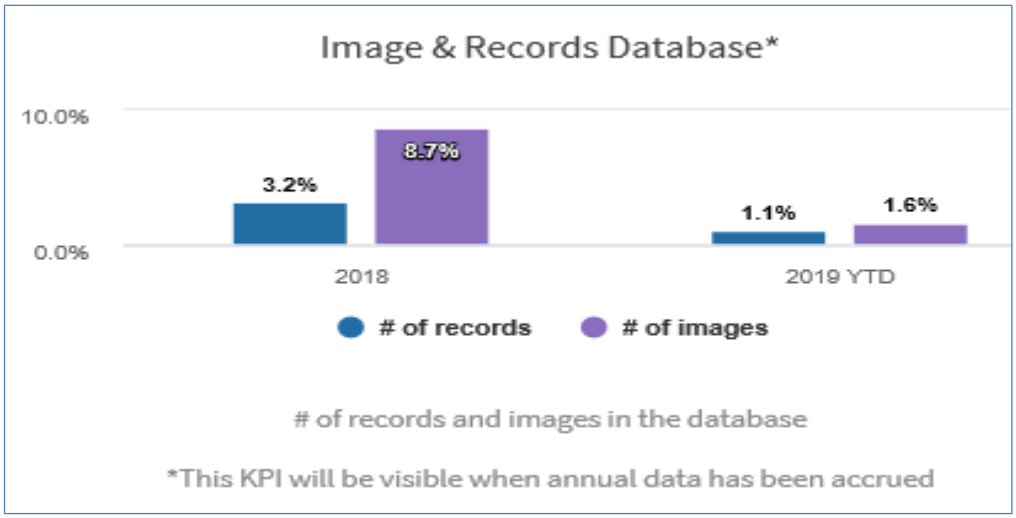

PERSONNEL POSITIONS

Position Title	Current Budgeted Employees	Current Actual Employees	2020 Proposed Employees
Director of Museum	1.00	1.00	1.00
Administrative Assistant	1.00	1.00	1.00
Exhibit Technician	1.00	1.00	1.00
Building Maintenance Custodian	1.00	1.00	1.00
Graphic Artist	1.00	1.00	1.00
Curator	2.00	2.00	2.00
Museum Marketing Coordinator	1.00	1.00	1.00
Registrar	1.00	1.00	1.00
Archivist	1.00	1.00	1.00
Assistant Curator (LTE)	1.00	1.00	1.00
Custodian (P.T.)	0.64	0.64	0.64
Research Asst. & Visitor Srvcs (P.T.)	0.62	0.62	0.62

Gift Shop Clerk (P.T.)	0.29	0.29	0.29
TOTAL PERSONNEL	12.55	12.55	12.55

Contact Information	Brad Larson, Museum Director, 920-236-5799, blarson@ci.oshkosh.wi.us

02411070 - MUSEUM

	2017 Actuals	2018 Actuals	2019 Original	2019 Projected	2020 Adopted
02411070 - MUSEUM	**-149.90**	**-1,444.36**	**-3,000.00**	**-13,900.00**	**-1,900.00**
Revenue					
4102 - GENERAL PROPERTY TAX-CITY	-892,100.00	-907,500.00	-977,700.00	-977,700.00	-970,000.00
4520 - OTHER GENERAL FEES	-873.25	-1,574.10	0.00	-1,000.00	0.00
4908 - INTEREST-OTHER INVESTMENTS	-50.36	-69.22	0.00	0.00	0.00
4947 - MERCHANDISE SALES	-20,221.78	-12,966.89	-15,000.00	-14,000.00	-14,000.00
4949 - ADMISSIONS REVENUE	-32,327.95	-44,593.75	-50,000.00	-40,000.00	-70,000.00
4952 - GIFTS & DONATIONS	-293.51	0.00	0.00	-500.00	-500.00
4954 - ENRICHMENT PROGRAMMING	0.00	0.00	0.00	-1,000.00	-1,000.00
4972 - MISCELLANEOUS REVENUE	-8,699.65	-8,339.46	-7,100.00	-6,000.00	-25,200.00
5299 - TSF FROM OTHER FUNDS	-156,430.91	-145,373.00	-142,500.00	-143,300.00	-155,000.00
Revenue Total	**-1,110,997.41**	**-1,120,416.42**	**-1,192,300.00**	**-1,183,500.00**	**-1,235,700.00**
Expense					
6102 - REGULAR PAY	656,820.87	688,231.39	718,700.00	706,600.00	741,100.00
6103 - REGULAR PAY - TEMP EMPLOYEE	25,440.90	11,637.21	12,100.00	17,600.00	23,700.00
6104 - OVERTIME PAY	5,156.05	3,040.10	5,100.00	7,100.00	5,200.00
6302 - FICA - EMPLOYERS SHARE	50,939.74	52,123.47	55,100.00	53,100.00	56,300.00
6304 - WISCONSIN RETIREMENT FUND	44,590.24	45,914.17	45,500.00	45,500.00	48,200.00
6306 - HEALTH INSURANCE	126,763.27	113,843.91	124,900.00	125,100.00	125,800.00
6307 - HEALTH INSURANCE ADMIN FEE	0.00	0.00	1,600.00	1,600.00	8,900.00
6308 - DENTAL	7,307.82	8,113.72	9,100.00	8,100.00	9,400.00
6310 - LIFE INSURANCE	2,639.80	2,877.64	3,300.00	2,700.00	3,000.00
6312 - INCOME CONTINUATION INSURANCE	0.00	0.00	0.00	0.00	0.00
6401 - CONTRACTUAL SERVICES	8,040.32	11,875.72	14,000.00	14,000.00	14,000.00
6404 - POSTAGE & SHIPPING	2,102.06	9,550.59	4,800.00	1,200.00	4,800.00
6406 - COMPUTER SERVICE CHARGES	909.87	769.89	1,200.00	500.00	600.00
6407 - CLOUD BASED COMPUTER SERVICES	349.93	647.88	700.00	1,500.00	1,500.00
6408 - PRINTING & BINDING	1,184.20	453.70	600.00	600.00	600.00
6410 - ADVERTISING/MARKETING	29,918.77	26,300.98	29,900.00	29,900.00	29,900.00
6418 - REPAIRS TO MOTOR VEHICLES	726.00	254.00	400.00	400.00	400.00
6419 - REPAIRS TO TIRES	34.42	0.00	0.00	0.00	0.00
6420 - REPAIRS TO TOOLS & EQUIP	0.00	24.95	0.00	0.00	0.00
6424 - MAINTENANCE OFFICE EQUIPMENT	0.00	824.03	900.00	1,100.00	1,000.00
6426 - MAINT MACH/EQUIP/BLDG/STRUCT	12,754.98	11,163.72	12,000.00	20,000.00	12,000.00
6427 - MAINTENANCE COMPUTER SOFTWARE	1,289.46	3,626.09	4,800.00	4,800.00	4,800.00
6432 - EQUIPMENT RENTAL	1,808.95	2,064.14	600.00	600.00	600.00
6440 - OTHER RENTAL	352.07	1,133.95	600.00	0.00	0.00
6445 - LAND FILL FEES	23.75	1,591.69	100.00	100.00	100.00
6448 - SPECIAL SERVICES	0.00	23.85	0.00	0.00	0.00
6453 - VEHICLE LICENSE & REGISTRATION	74.50	0.00	100.00	100.00	100.00
6458 - CONFERENCE AND TRAINING	993.71	1,157.90	1,000.00	1,000.00	1,000.00
6459 - OTHER EMPLOYEE TRAINING	0.00	0.00	0.00	0.00	0.00
6460 - MEMBERSHIP DUES	4,065.50	1,127.00	1,500.00	800.00	800.00
6466 - MISC CONTRACTUAL SERVICES	550.74	1,595.35	2,800.00	2,800.00	2,800.00
6471 - ELECTRICITY	29,053.29	27,138.98	29,000.00	22,000.00	24,000.00
6472 - SEWER SERVICE	1,033.19	891.81	1,100.00	1,100.00	1,200.00
6473 - WATER SERVICE	1,404.10	1,220.46	1,500.00	1,300.00	1,400.00
6474 - GAS SERVICE	11,410.85	12,784.10	13,000.00	12,800.00	13,000.00
6475 - TELEPHONES	8,326.78	9,825.65	9,000.00	9,000.00	9,000.00
6476 - STORM SEWER	2,755.45	2,962.94	2,700.00	2,700.00	2,700.00
6481 - WORKERS COMPENSATION	1,800.00	2,500.00	2,500.00	2,500.00	2,500.00
6482 - BUILDING & CONTENTS	5,466.00	13,630.00	13,500.00	13,900.00	13,900.00
6483 - COMPREHENSIVE LIABILITY	512.00	480.00	500.00	500.00	500.00
6485 - VEHICLE INSURANCE	413.00	600.00	700.00	600.00	700.00
6494 - BOILER INSURANCE	400.00	300.00	300.00	400.00	400.00
6496 - LICENSES AND PERMITS	180.00	319.00	100.00	100.00	100.00
6499 - MISC FIXED CHARGES	3,546.91	2,892.67	3,200.00	2,400.00	2,400.00
6505 - OFFICE SUPPLIES	2,726.12	2,080.70	3,500.00	3,500.00	3,500.00

02411070 - MUSEUM

	2017 Actuals	2018 Actuals	2019 Original	2019 Projected	2020 Adopted
6506 - SOFTWARE SUPPLIES	0.00	1,050.00	1,100.00	0.00	0.00
6507 - BOOKS & PERIODICALS	254.85	175.20	300.00	100.00	200.00
6509 - COMPUTER SUPPLIES	42.61	3.19	100.00	100.00	100.00
6513 - MOTOR OIL (LUBRICANTS)	0.00	17.42	0.00	0.00	0.00
6514 - GASOLINE - UNLEADED	619.31	960.52	700.00	700.00	700.00
6517 - SUPPLIES/REPAIR PARTS	4,025.91	1,033.33	800.00	1,600.00	1,000.00
6518 - FUEL/PROPANE/OTHER GASES	39.33	0.00	0.00	200.00	0.00
6527 - JANITORIAL SUPPLIES	1,227.24	1,694.97	1,300.00	1,300.00	1,300.00
6529 - CHEMICALS	0.00	9.99	0.00	0.00	0.00
6530 - CURATORIAL/ARCHIVAL SUPPLIES	1,479.84	1,531.91	1,500.00	1,500.00	1,500.00
6535 - LANDSCAPING SUPPLIES	0.00	562.98	600.00	1,000.00	600.00
6537 - SAFETY EQUIPMENT	25.91	100.76	100.00	400.00	100.00
6545 - TOOLS & SHOP MATERIALS	4,136.52	3,207.06	3,000.00	2,000.00	2,000.00
6550 - MINOR EQUIPMENT	4,551.53	2,815.93	8,200.00	5,000.00	4,700.00
6557 - MEDICAL SUPPLIES	0.00	0.00	0.00	0.00	0.00
6576 - PROMOTIONAL MATERIALS	9,271.63	3,864.59	9,000.00	6,000.00	9,000.00
6586 - CONCESSIONS	40.59	72.52	100.00	100.00	100.00
6588 - GIFT SHOP INVENTORY	12,807.56	7,517.62	12,000.00	10,000.00	12,000.00
6589 - OTHER MATERIALS & SUPPLIES	18,459.07	16,760.72	18,500.00	20,000.00	18,500.00
7230 - COMPUTER SOFTWARE	0.00	0.00	0.00	0.00	10,100.00
Expense Total	**1,110,847.51**	**1,118,972.06**	**1,189,300.00**	**1,169,600.00**	**1,233,800.00**
Grand Total	**-149.90**	**-1,444.36**	**-3,000.00**	**-13,900.00**	**-1,900.00**

MUSEUM COLLECTIONS (0242-1070) PERFORMANCE REPORT

DEPARTMENT: MUSEUM

FUND: SPECIAL REVENUE

MISSION STATEMENT

The purpose of the fund is to provide money for the acquisition of materials for the Museum's Collections, as well as provide for the conservation and restoration of existing collections. Under no circumstances will fund income or principal be used to defray or offset the Museum's annual general operating expenses. The Museum Director will bring requests to use the fund forward to the Museum Board for action. The Museum Board will review and approve requests to ensure that uses are in keeping with the stated purpose.

STRATEGIC PLAN GOALS

1 Enhance our Quality of Life services and assets.

2 Recognize, preserve, and interpret the history of our community.

3

4

2019 ACCOMPLISHMENTS

- Funded conservation treatments on select artifacts.
- Funded the purchase of items for the collection and Archives.
- Identified additional at risk objects.
-

2020 GOALS

- Fund the conservation of artifacts for the Sporting & Recreation exhibition.
- Fund the acquisition of Art Nouveau ceramic pieces.
- Fund the acquisition of select items for the Archives.
-

TOTAL REVENUES and EXPENDITURES

	2017 Actuals	2018 Actuals	2019 Adopted	2019 Projected	2020 Adopted
BEGINNING FUND BALANCE	**630,146**	**603,953**	**602,972**	**602,972**	**602,972**
REVENUE TOTAL	**5,164**	**13,991**	**5,000**	**15,000**	**15,200**
Personnel Exp	0	0	0	0	0
Operating Exp	16,643	14,972	20,000	15,000	15,200
EXPENSE TOTAL	**16,643**	**14,972**	**20,000**	**15,000**	**15,200**
SURPLUS / DEFICIT	**-11,480**	**-981**	**-15,000**	**0**	**0**
FUND BALANCE	**603,953**	**602,972**	**587,972**	**602,972**	**602,972**

BUDGET VARIANCES

KEY PERFORMANCE INDICATORS

Contact Information

Brad Larson, Director of Museum,
920-236-5799, blarson@ci.oshkosh.wi.us

02421070 - MUSEUM COLLECTIONS

	2017 Actuals	2018 Actuals	2019 Original	2019 Projected	2020 Adopted
02421070 - MUSEUM COLLECTIONS	**11,479.72**	**980.87**	**15,000.00**	**0.00**	**0.00**
Revenue					
4908 - INTEREST-OTHER INVESTMENTS	-4,963.57	-8,966.92	-5,000.00	-10,000.00	-10,200.00
4952 - GIFTS & DONATIONS	-100.00	-5,024.00	0.00	-5,000.00	-5,000.00
4972 - MISCELLANEOUS REVENUE	-100.00	0.00	0.00	0.00	0.00
Revenue Total	**-5,163.57**	**-13,990.92**	**-5,000.00**	**-15,000.00**	**-15,200.00**
Expense					
6401 - CONTRACTUAL SERVICES	2,545.00	550.00	10,000.00	5,000.00	6,000.00
6404 - POSTAGE & SHIPPING	436.77	0.00	2,000.00	2,000.00	1,000.00
6410 - ADVERTISING/MARKETING	64.52	0.00	0.00	0.00	0.00
6466 - MISC CONTRACTUAL SERVICES	685.00	0.00	0.00	0.00	0.00
6507 - BOOKS & PERIODICALS	293.99	0.00	0.00	0.00	0.00
6550 - MINOR EQUIPMENT	399.99	0.00	0.00	0.00	0.00
6585 - EXHIBIT MATERIALS	400.00	0.00	0.00	300.00	300.00
6589 - OTHER MATERIALS & SUPPLIES	1,027.77	1,301.79	2,000.00	1,700.00	1,400.00
7222 - FINE ARTS	10,790.25	13,120.00	6,000.00	6,000.00	6,500.00
Expense Total	**16,643.29**	**14,971.79**	**20,000.00**	**15,000.00**	**15,200.00**
Grand Total	**11,479.72**	**980.87**	**15,000.00**	**0.00**	**0.00**

HISTORICAL MARKER FUND (0243-1099) PERFORMANCE REPORT

DEPARTMENT: COMMUNITY DEVELOPMENT

FUND: SPECIAL REVENUE

MISSION STATEMENT

Install Historical Markers and Historic Plaques within the Community through individual donations and private purchase.

STRATEGIC PLAN GOALS

1 Historic Preservation
2 Neighborhood Revitalization
3
4
5

2019 ACCOMPLISHMENTS

- Historical Markers Installed: 5 since June 2015
- Historical Plaques Installed: 1 Residential Plaques in 2019
-
-
-

2020 GOALS

- Install 1 Plaque per year
-
-
-
-

TOTAL REVENUES and EXPENDITURES

	2017 Actuals	2018 Actuals	2019 Adopted	2019 Projected	2020 Adopted
BEGINNING FUND BALANCE	**23,304**	**23,559**	**23,559**	**23,559**	**23,559**
REVENUE TOTAL	**465**	**0**	**1,000**	**3,000**	**3,000**
Personnel Exp	0	0	0	0	0
Operating Exp	621	0	3,000	3,000	3,000
EXPENSE TOTAL	**621**	**0**	**3,000**	**3,000**	**3,000**
SURPLUS / DEFICIT	**-156**	**0**	**-2,000**	**0**	**0**
FUND BALANCE	**23,559**	**23,559**	**21,559**	**23,559**	**23,559**

BUDGET VARIANCES

KEY PERFORMANCE INDICATORS

Contact Information

Allen Davis, Director Community Development,
920-236-5055, adavis@ci.oshkosh.wi.us

02431099 - HISTORICAL MARKER

	2017 Actuals	2018 Actuals	2019 Original	2019 Projected	2020 Adopted
02431099 - HISTORICAL MARKER	**156.00**	**0.00**	**2,000.00**	**0.00**	**0.00**
Revenue					
4952 - GIFTS & DONATIONS	-465.00	0.00	-1,000.00	-3,000.00	-3,000.00
Revenue Total	**-465.00**	**0.00**	**-1,000.00**	**-3,000.00**	**-3,000.00**
Expense					
6401 - CONTRACTUAL SERVICES	0.00	0.00	2,000.00	2,000.00	2,000.00
6589 - OTHER MATERIALS & SUPPLIES	621.00	0.00	1,000.00	1,000.00	1,000.00
Expense Total	**621.00**	**0.00**	**3,000.00**	**3,000.00**	**3,000.00**
Grand Total	**156.00**	**0.00**	**2,000.00**	**0.00**	**0.00**

RIVERSIDE CEMETERY (0247-0650) PERFORMANCE REPORT

DEPARTMENT: PARKS

FUND: SPECIAL REVENUE

MISSION STATEMENT

The City of Oshkosh seeks to provide a park and recreation system that will meet the needs of our current residents and future generations, preserve and protect the City's open space, water, historical and natural resources, and provide a park and recreation program that is designed to enhance the City's quality of life.

STRATEGIC PLAN GOALS

1 Improve and maintain our infrastructure
2 Improve our quality of life assets
3
4
5

2019 ACCOMPLISHMENTS

- Expanded Historic Cemetery Tour program with addition of one specialty tour
- Transitioned cemetery data to CIMS Cloud format
- Improved social media presence for Cemetery via new Facebook page
-
-

2020 GOALS

- Continue Historic Cemetery Tour program
- Implement Landscape Operations items in department strategic plan
- Implement marketing plan for lot sales
-
-

TOTAL REVENUES and EXPENDITURES

	2017 Actuals	2018 Actuals	2019 Adopted	2019 Projected	2020 Adopted
BEGINNING FUND BALANCE	**57,409**	**23,318**	**51,676**	**51,676**	**68,276**
REVENUE TOTAL	**437,404**	**410,471**	**412,700**	**412,200**	**408,000**
Personnel Exp	306,232	317,016	332,500	312,000	319,900
Operating Exp	97,992	65,098	78,200	83,600	87,000
EXPENSE TOTAL	**404,224**	**382,113**	**410,700**	**395,600**	**406,900**
SURPLUS / DEFICIT	**33,180**	**28,358**	**2,000**	**16,600**	**1,100**
ENDING FUND BALANCE	**23,318**	**51,676**	**53,676**	**68,276**	**69,376**

BUDGET VARIANCES

6446 Increase use of DAAC services

KEY PERFORMANCE INDICATORS

RIVERSIDE CEMETERY (0247-0650)

PERSONNEL POSITIONS

Position Title	Current Budgeted Employees	Current Actual Employees	2020 Proposed Employees
Landscape Operations Mgr	1.00	1.00	1.00
Landscape Operations Lead Worker	1.00	1.00	1.00
Landscape of Grounds Specialist	1.00	1.00	1.00
PT Secretary	0.64	0.64	0.64
Seasonal Help	1.42	1.42	1.42
TOTAL PERSONNEL	5.06	5.06	5.06

Contact Information	Bill Sturm, Landscape Operations Manager, 920-232-5134, bsturm@ci.oshkosh.wi.us

02470650 - CEMETERY DIVISION

	2017 Actuals	2018 Actuals	2019 Original	2019 Projected	2020 Adopted
02470650 - CEMETERY DIVISION	**-33,179.57**	**-28,357.93**	**-2,000.00**	**-16,600.00**	**-1,100.00**
Revenue					
4102 - GENERAL PROPERTY TAX-CITY	-290,400.00	-302,700.00	-304,000.00	-304,000.00	-300,000.00
4578 - SALE CEMETERY LOTS	-55,054.33	-64,328.04	-65,000.00	-64,000.00	-64,000.00
4908 - INTEREST-OTHER INVESTMENTS	-31,459.55	-13,639.57	-15,200.00	-15,200.00	-15,000.00
4952 - GIFTS & DONATIONS	-31,400.00	0.00	0.00	0.00	0.00
4972 - MISCELLANEOUS REVENUE	-590.00	-1,303.63	0.00	-500.00	-500.00
5299 - TSF FROM OTHER FUNDS	-28,500.00	-28,500.00	-28,500.00	-28,500.00	-28,500.00
Revenue Total	**-437,403.88**	**-410,471.24**	**-412,700.00**	**-412,200.00**	**-408,000.00**
Expense					
6102 - REGULAR PAY	180,583.13	197,256.26	204,900.00	205,400.00	212,100.00
6103 - REGULAR PAY - TEMP EMPLOYEE	32,019.57	26,750.56	30,800.00	30,800.00	31,600.00
6104 - OVERTIME PAY	3,729.13	996.02	1,500.00	1,500.00	1,500.00
6302 - FICA - EMPLOYERS SHARE	15,829.70	16,447.55	17,500.00	16,200.00	18,200.00
6304 - WISCONSIN RETIREMENT FUND	12,529.67	13,275.40	13,500.00	12,300.00	14,400.00
6306 - HEALTH INSURANCE	57,737.52	57,841.51	59,600.00	41,000.00	36,800.00
6307 - HEALTH INSURANCE ADMIN FEE	0.00	0.00	200.00	200.00	800.00
6308 - DENTAL	3,127.84	3,792.45	3,800.00	3,800.00	3,800.00
6310 - LIFE INSURANCE	675.32	656.06	700.00	800.00	700.00
6312 - INCOME CONTINUATION INSURANCE	0.00	0.00	0.00	0.00	0.00
6401 - CONTRACTUAL SERVICES	239.00	0.00	100.00	200.00	200.00
6404 - POSTAGE & SHIPPING	17.29	0.00	100.00	300.00	400.00
6407 - CLOUD BASED COMPUTER SERVICES	0.00	0.00	0.00	500.00	1,500.00
6408 - PRINTING & BINDING	26.55	15.93	100.00	100.00	100.00
6418 - REPAIRS TO MOTOR VEHICLES	2,223.16	2,129.35	3,000.00	7,500.00	8,000.00
6419 - REPAIRS TO TIRES	12.00	231.00	300.00	200.00	300.00
6420 - REPAIRS TO TOOLS & EQUIP	277.79	0.00	400.00	200.00	400.00
6424 - MAINTENANCE OFFICE EQUIPMENT	267.96	54.93	500.00	400.00	400.00
6426 - MAINT MACH/EQUIP/BLDG/STRUCT	3,318.41	937.15	2,000.00	200.00	1,000.00
6427 - MAINTENANCE COMPUTER SOFTWARE	450.00	625.87	700.00	700.00	700.00
6432 - EQUIPMENT RENTAL	0.00	338.32	200.00	300.00	300.00
6440 - OTHER RENTAL	200.00	200.00	300.00	200.00	200.00
6445 - LAND FILL FEES	27.00	68.00	100.00	100.00	100.00
6446 - CONTRACTUAL EMPLOYMENT	0.00	942.00	1,000.00	1,000.00	2,000.00
6453 - VEHICLE LICENSE & REGISTRATION	0.00	0.00	100.00	0.00	100.00
6458 - CONFERENCE AND TRAINING	854.81	760.00	1,000.00	600.00	1,000.00
6459 - OTHER EMPLOYEE TRAINING	35.00	0.00	0.00	0.00	0.00
6460 - MEMBERSHIP DUES	0.00	0.00	200.00	200.00	200.00
6471 - ELECTRICITY	3,063.41	2,983.47	3,000.00	3,000.00	3,200.00
6472 - SEWER SERVICE	251.43	309.16	400.00	400.00	500.00
6473 - WATER SERVICE	318.62	358.93	500.00	500.00	600.00
6474 - GAS SERVICE	3,622.96	3,783.24	4,000.00	4,000.00	4,100.00
6475 - TELEPHONES	234.01	220.75	400.00	200.00	200.00
6476 - STORM SEWER	22,400.65	19,614.75	21,000.00	21,000.00	22,500.00
6481 - WORKERS COMPENSATION	4,600.00	6,500.00	6,500.00	6,500.00	5,100.00
6482 - BUILDING & CONTENTS	755.00	1,800.00	2,000.00	2,100.00	2,200.00
6483 - COMPREHENSIVE LIABILITY	1,056.00	1,200.00	1,300.00	1,600.00	1,200.00
6485 - VEHICLE INSURANCE	1,306.00	1,800.00	2,000.00	1,800.00	2,000.00
6494 - BOILER INSURANCE	400.00	300.00	300.00	400.00	400.00
6496 - LICENSES AND PERMITS	0.00	124.00	100.00	0.00	100.00
6503 - CLOTHING	323.86	200.00	300.00	200.00	200.00
6505 - OFFICE SUPPLIES	290.92	5.16	400.00	100.00	100.00
6507 - BOOKS & PERIODICALS	143.28	0.00	100.00	0.00	100.00
6511 - DIESEL FUEL	2,369.21	2,188.87	3,000.00	2,500.00	2,700.00
6513 - MOTOR OIL (LUBRICANTS)	613.61	445.95	400.00	500.00	500.00
6514 - GASOLINE - UNLEADED	5,053.27	6,217.09	5,500.00	5,000.00	5,100.00
6517 - SUPPLIES/REPAIR PARTS	5,278.39	5,352.86	5,000.00	14,000.00	8,000.00
6518 - FUEL/PROPANE/OTHER GASES	40.05	0.00	200.00	200.00	200.00

02470650 - CEMETERY DIVISION

	2017 Actuals	2018 Actuals	2019 Original	2019 Projected	2020 Adopted
6519 - TIRES, TUBES & RIMS	2,285.68	1,430.34	2,500.00	1,000.00	2,500.00
6527 - JANITORIAL SUPPLIES	35.96	31.92	200.00	200.00	200.00
6535 - LANDSCAPING SUPPLIES	1,489.34	1,359.41	2,000.00	500.00	2,000.00
6537 - SAFETY EQUIPMENT	265.22	71.55	400.00	300.00	300.00
6545 - TOOLS & SHOP MATERIALS	196.87	752.25	1,500.00	1,000.00	1,000.00
6550 - MINOR EQUIPMENT	1,383.84	1,055.88	1,000.00	800.00	1,000.00
6555 - ENVIRONMENTAL SUPPLIES	15.90	0.00	100.00	100.00	100.00
6589 - OTHER MATERIALS & SUPPLIES	831.98	689.37	4,000.00	3,000.00	4,000.00
7214 - BUILDINGS	31,418.00	0.00	0.00	0.00	0.00
Expense Total	**404,224.31**	**382,113.31**	**410,700.00**	**395,600.00**	**406,900.00**
Grand Total	**-33,179.57**	**-28,357.93**	**-2,000.00**	**-16,600.00**	**-1,100.00**

COMM DEVELOPMENT SPECIAL FUND (0249-0740) PERFORMANCE REPORT

DEPARTMENT: COMMUNITY DEVELOPMENT

FUND: SPECIAL REVENUE

MISSION STATEMENT

The Community Development Special Fund is used to receive and expend state and federal grants associated with development projects or redevelopment projects.

STRATEGIC PLAN GOALS

1 Grant funds for economic development and redevelopment in the City
2
3
4
5

2019 ACCOMPLISHMENTS

- Awarded WEDC Idle Industrial Sites Grant for Aviation Plaza $500,000
- Awarded WEDC Site Assessment Grant for 43 E. 7th Ave $125,000
- Awarded WEDC Site Assessment Grant for Merge Redevelopment $25,000
- Awarded EPA Community Wide Assessment Grant $300,000 for 3 years
-

2020 GOALS

- Obtain WEDC grants for development
-
-
-
-

TOTAL REVENUES and EXPENDITURES

	2017 Actuals	2018 Actuals	2019 Adopted	2019 Projected	2020 Adopted
BEGINNING FUND BALANCE	**54,323**	**-7,362**	**-70,608**	**-70,608**	**141,992**
REVENUE TOTAL	**874,318**	**774,346**	**1,215,000**	**304,800**	**2,065,000**
Personnel Exp	0	0	0	0	0
Operating Exp	922,894	837,593	1,215,000	92,200	2,065,000
EXPENSE TOTAL	**922,894**	**837,593**	**1,215,000**	**92,200**	**2,065,000**
SURPLUS / DEFICIT	**-48,576**	**-63,246**	**0**	**212,600**	**0**
FUND BALANCE	**-7,362**	**-70,608**	**-70,608**	**141,992**	**141,992**

BUDGET VARIANCES

KEY PERFORMANCE INDICATORS

Contact Information

Allen Davis, Director Community Development,
920-236-5055, adavis@ci.oshkosh.wi.us

02490740 - COMM DEV SPECIAL FUND

	2017 Actuals	2018 Actuals	2019 Original	2019 Projected	2020 Adopted
02490740 - COMM DEV SPECIAL FUND	**48,576.45**	**63,246.17**	**0.00**	**-212,600.00**	**0.00**
Revenue					
4236 - STATE AID-OTHER	0.00	-170,731.16	-1,175,000.00	-150,000.00	-2,065,000.00
4260 - GRANTS AND AIDS	0.00	0.00	0.00	-50,000.00	0.00
4263 - SUBRECEIPIENT GRANT	-376,087.55	-599,605.30	0.00	0.00	0.00
4952 - GIFTS & DONATIONS	-28,500.00	-4,010.00	0.00	-800.00	0.00
4966 - OTHER REIMBURSEMENTS	-459,729.96	0.00	-40,000.00	-104,000.00	0.00
4972 - MISCELLANEOUS REVENUE	-10,000.00	0.00	0.00	0.00	0.00
Revenue Total	**-874,317.51**	**-774,346.46**	**-1,215,000.00**	**-304,800.00**	**-2,065,000.00**
Expense					
6401 - CONTRACTUAL SERVICES	897,838.96	787,239.37	1,205,000.00	1,400.00	2,065,000.00
6408 - PRINTING & BINDING	0.00	1,800.00	0.00	1,400.00	0.00
6445 - LAND FILL FEES	0.00	40,304.70	0.00	87,700.00	0.00
6517 - SUPPLIES/REPAIR PARTS	0.00	236.91	0.00	1,200.00	0.00
6589 - OTHER MATERIALS & SUPPLIES	7,670.00	8,011.65	10,000.00	500.00	0.00
7216 - LAND IMPROVEMENT	17,385.00	0.00	0.00	0.00	0.00
Expense Total	**922,893.96**	**837,592.63**	**1,215,000.00**	**92,200.00**	**2,065,000.00**
Grand Total	**48,576.45**	**63,246.17**	**0.00**	**-212,600.00**	**0.00**

PARK REVENUE FACILITIES (0255-0610) PERFORMANCE REPORT

DEPARTMENT: PARKS

FUND: SPECIAL REVENUE

MISSION STATEMENT

The City of Oshkosh seeks to provide a park and recreation system that will meet the needs of our current residents and future generations, preserve and protect the City's open space, water, historical and natural resources, and provide a park and recreation program that is designed to enhance the City's quality of life.

STRATEGIC PLAN GOALS

1 Promote and develop public/private partnerships

2 Strengthen our neighborhoods

3 Enhance our quality of life services and assets

2019 ACCOMPLISHMENTS

- Eagle Exhibit fundraising completed and construction began
- Constructed 3 small animal exhibits inside the zoo husbandry building
- Communication infrastructure to Zoo facilities installed (internet, security cameras)
- Menominee Park Zoo offered 4 special events/education programs
- Amusement Center offered 7 special events
- Electronic boat launch pay station installations

2020 GOALS

- Offer 2 new events at the Amusement Center
- Develop long range planning for Menominee Park Amusement Center
- Continue to offer and expand Menominee Park, Zoo, Special Events, and Education Programs

TOTAL REVENUES and EXPENDITURES

	2017 Actuals	2018 Actuals	2019 Adopted	2019 Projected	2020 Adopted
BEGINNING FUND BALANCE	**411,711**	**513,726**	**632,012**	**632,012**	**362,312**
REVENUE TOTAL	**263,771**	**362,519**	**373,300**	**420,400**	**400,300**
Personnel Exp	107,370	106,449	117,700	190,700	342,100
Operating Exp	116,358	141,736	394,600	499,400	173,100
EXPENSE TOTAL	**223,728**	**248,185**	**512,300**	**690,100**	**515,200**
SURPLUS / DEFICIT	**40,042**	**114,334**	**-139,000**	**-269,700**	**-114,900**
ENDING FUND BALANCE	**513,726**	**629,812**	**493,012**	**362,312**	**247,412**

BUDGET VARIANCES

KEY PERFORMANCE INDICATORS

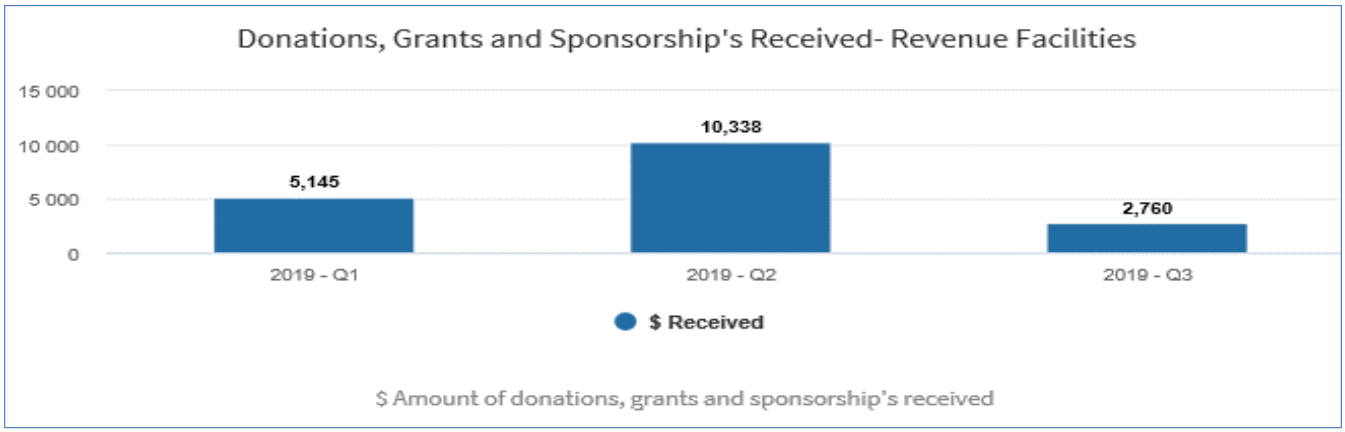

KEY PERFORMANCE INDICATORS (continued)

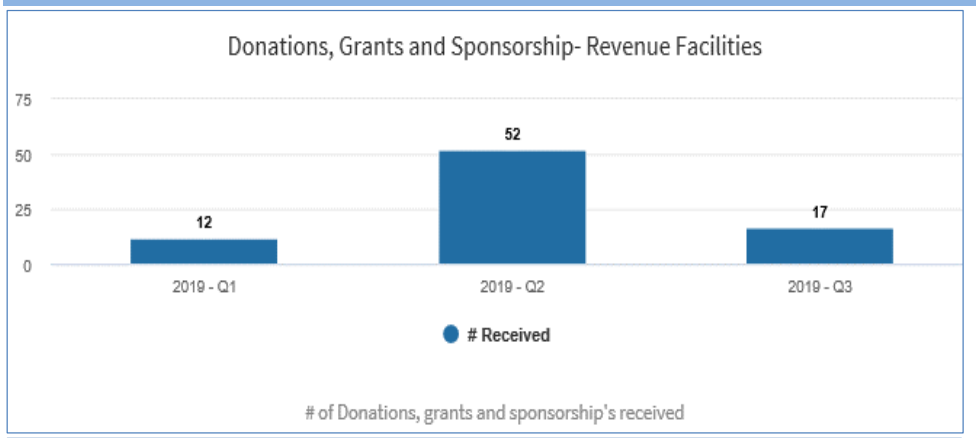

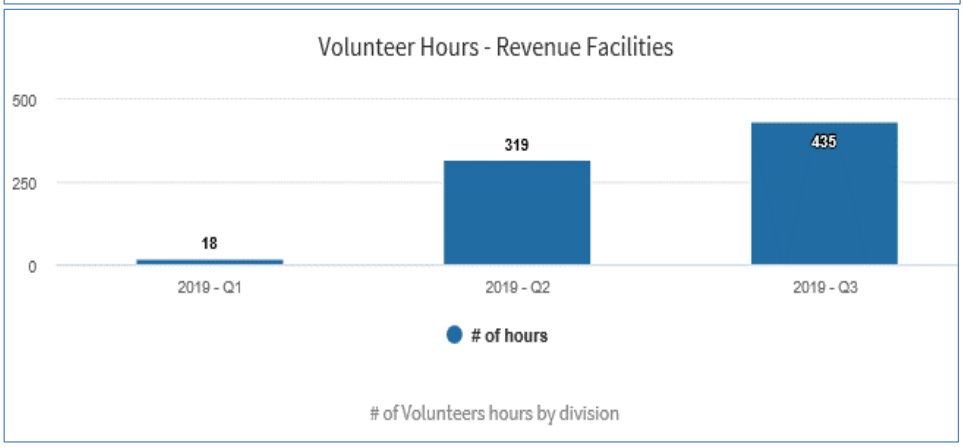

PERSONNEL POSITIONS

Position Title	Current Budgeted Employees	Current Actual Employees	2020 Proposed Employees
Parks Revenue & Fac. Div. Mgr.	0.36	0.36	0.36
Seasonal Employees	3.54	3.54	3.54
TOTAL PERSONNEL	3.90	3.90	3.90

Contact Information	Chad Dallman, Assistant Parks Director, 920-236-5080, cdallman@ci.oshkosh.wi.us

02550610 - PARKS REVENUE DIVISION

	2017 Actuals	2018 Actuals	2019 Original	2019 Projected	2020 Adopted
02550610 - PARKS REVENUE DIVISION	**-40,042.48**	**-114,333.91**	**139,000.00**	**269,700.00**	**114,900.00**
OPERATIONS	**145.26**	**32.52**	**252,300.00**	**254,100.00**	**340,300.00**
Revenue					
5299 - TSF FROM OTHER FUNDS	0.00	0.00	0.00	0.00	-50,000.00
Revenue Total	0.00	0.00	0.00	0.00	-50,000.00
Expense					
6102 - REGULAR PAY	96.11	0.00	27,000.00	27,100.00	160,300.00
6103 - REGULAR PAY - TEMP EMPLOYEE	0.00	0.00	80,600.00	80,600.00	82,700.00
6302 - FICA - EMPLOYERS SHARE	7.35	0.00	8,200.00	8,300.00	8,500.00
6304 - WISCONSIN RETIREMENT FUND	0.00	0.00	1,800.00	1,800.00	1,900.00
6310 - LIFE INSURANCE	0.00	0.00	100.00	100.00	100.00
6312 - INCOME CONTINUATION INSURANCE	0.00	0.00	0.00	0.00	0.00
6401 - CONTRACTUAL SERVICES	0.00	0.00	18,000.00	18,000.00	18,000.00
6407 - CLOUD BASED COMPUTER SERVICES	0.00	0.00	0.00	300.00	300.00
6408 - PRINTING & BINDING	0.00	0.00	5,000.00	5,000.00	5,000.00
6410 - ADVERTISING/MARKETING	0.00	32.52	4,000.00	4,000.00	4,000.00
6424 - MAINTENANCE OFFICE EQUIPMENT	0.00	0.00	300.00	300.00	300.00
6426 - MAINT MACH/EQUIP/BLDG/STRUCT	0.00	0.00	2,000.00	2,000.00	2,000.00
6427 - MAINTENANCE COMPUTER SOFTWARE	0.00	0.00	800.00	800.00	1,200.00
6432 - EQUIPMENT RENTAL	0.00	0.00	700.00	700.00	700.00
6440 - OTHER RENTAL	0.00	0.00	3,000.00	4,500.00	4,500.00
6458 - CONFERENCE AND TRAINING	0.00	0.00	2,700.00	2,700.00	2,700.00
6469 - UNCOLLECTIBLE ACCOUNTS	41.80	0.00	0.00	0.00	0.00
6475 - TELEPHONES	0.00	0.00	200.00	200.00	200.00
6496 - LICENSES AND PERMITS	0.00	0.00	1,600.00	1,600.00	1,600.00
6503 - CLOTHING	0.00	0.00	800.00	800.00	800.00
6505 - OFFICE SUPPLIES	0.00	0.00	1,000.00	1,000.00	1,000.00
6513 - MOTOR OIL (LUBRICANTS)	0.00	0.00	300.00	300.00	300.00
6517 - SUPPLIES/REPAIR PARTS	0.00	0.00	8,000.00	8,000.00	8,000.00
6527 - JANITORIAL SUPPLIES	0.00	0.00	1,200.00	1,000.00	1,200.00
6529 - CHEMICALS	0.00	0.00	3,000.00	3,000.00	3,500.00
6537 - SAFETY EQUIPMENT	0.00	0.00	200.00	200.00	200.00
6545 - TOOLS & SHOP MATERIALS	0.00	0.00	300.00	300.00	300.00
6550 - MINOR EQUIPMENT	0.00	0.00	4,500.00	4,500.00	4,000.00
6565 - STONE/GRAVEL/CONCRETE/ASPHALT	0.00	0.00	4,000.00	4,000.00	4,000.00
6586 - CONCESSIONS	0.00	0.00	28,000.00	28,000.00	28,000.00
6589 - OTHER MATERIALS & SUPPLIES	0.00	0.00	45,000.00	45,000.00	45,000.00
Expense Total	145.26	32.52	252,300.00	254,100.00	390,300.00
11410 - FUGLEBERG BOAT LAUNCH	**-6,575.70**	**-5,214.73**	**-7,700.00**	**-7,000.00**	**-7,000.00**
Revenue					
4571 - PARK FACILITY FEES	-6,575.70	-5,214.73	-7,700.00	-7,000.00	-7,000.00
Revenue Total	-6,575.70	-5,214.73	-7,700.00	-7,000.00	-7,000.00
11411 - MENOMINEE BOAT LAUNCH	**-9,418.76**	**-10,251.96**	**-15,100.00**	**-13,000.00**	**-13,000.00**
Revenue					
4571 - PARK FACILITY FEES	-9,418.76	-10,251.96	-15,100.00	-13,000.00	-13,000.00
Revenue Total	-9,418.76	-10,251.96	-15,100.00	-13,000.00	-13,000.00
11412 - MILL BOAT LAUNCH	**-1,581.07**	**-2,025.77**	**-3,000.00**	**-3,000.00**	**-3,000.00**
Revenue					
4571 - PARK FACILITY FEES	-1,581.07	-2,025.77	-3,000.00	-3,000.00	-3,000.00
Revenue Total	-1,581.07	-2,025.77	-3,000.00	-3,000.00	-3,000.00
11413 - STEIGER BOAT LAUNCH	**-3,739.08**	**-3,991.11**	**-5,900.00**	**-5,000.00**	**-5,000.00**
Revenue					
4571 - PARK FACILITY FEES	-3,739.08	-3,991.11	-5,900.00	-5,000.00	-5,000.00
Revenue Total	-3,739.08	-3,991.11	-5,900.00	-5,000.00	-5,000.00
11414 - 24TH BOAT LAUNCH	**-9,527.27**	**-7,006.89**	**-10,300.00**	**-9,000.00**	**-9,000.00**
Revenue					
4571 - PARK FACILITY FEES	-9,527.27	-7,006.89	-10,300.00	-9,000.00	-9,000.00
Revenue Total	-9,527.27	-7,006.89	-10,300.00	-9,000.00	-9,000.00
11415 - RAINBOW BOAT LAUNCH	**-30,132.44**	**-26,628.44**	**-38,700.00**	**-32,000.00**	**-32,000.00**

02550610 - PARKS REVENUE DIVISION

	2017 Actuals	2018 Actuals	2019 Original	2019 Projected	2020 Adopted
Revenue					
4571 - PARK FACILITY FEES	-30,132.44	-26,628.44	-38,700.00	-32,000.00	-32,000.00
Revenue Total	-30,132.44	-26,628.44	-38,700.00	-32,000.00	-32,000.00
11421 - MENOMINEE PARK ZOO	**47,256.75**	**-77,227.63**	**77,000.00**	**127,200.00**	**-66,000.00**
Revenue					
4579 - VENDING REVENUE	-5,579.38	-5,836.17	0.00	-6,000.00	-6,000.00
4952 - GIFTS & DONATIONS	-2,449.31	-143,025.34	0.00	-102,000.00	-65,000.00
4972 - MISCELLANEOUS REVENUE	-8,000.00	-5,800.06	-113,000.00	0.00	0.00
Revenue Total	-16,028.69	-154,661.57	-113,000.00	-108,000.00	-71,000.00
Expense					
6102 - REGULAR PAY	5,173.19	5,333.08	0.00	0.00	0.00
6103 - REGULAR PAY - TEMP EMPLOYEE	16,367.98	5,387.89	0.00	0.00	0.00
6104 - OVERTIME PAY	0.00	0.00	0.00	100.00	0.00
6302 - FICA - EMPLOYERS SHARE	1,634.76	807.76	0.00	0.00	0.00
6304 - WISCONSIN RETIREMENT FUND	365.02	357.01	0.00	0.00	0.00
6310 - LIFE INSURANCE	4.96	5.60	0.00	0.00	0.00
6401 - CONTRACTUAL SERVICES	510.00	10,105.50	0.00	0.00	0.00
6407 - CLOUD BASED COMPUTER SERVICES	0.00	0.00	0.00	0.00	0.00
6408 - PRINTING & BINDING	125.18	0.00	0.00	0.00	0.00
6410 - ADVERTISING/MARKETING	1,150.00	553.00	0.00	0.00	0.00
6424 - MAINTENANCE OFFICE EQUIPMENT	0.00	24.42	0.00	0.00	0.00
6426 - MAINT MACH/EQUIP/BLDG/STRUCT	156.25	500.00	0.00	0.00	0.00
6427 - MAINTENANCE COMPUTER SOFTWARE	0.00	108.78	0.00	0.00	0.00
6432 - EQUIPMENT RENTAL	0.00	347.67	0.00	0.00	0.00
6458 - CONFERENCE AND TRAINING	359.51	0.00	0.00	0.00	0.00
6466 - MISC CONTRACTUAL SERVICES	4,359.67	2,224.25	5,000.00	5,000.00	5,000.00
6475 - TELEPHONES	4.61	52.62	0.00	0.00	0.00
6496 - LICENSES AND PERMITS	85.00	137.13	0.00	0.00	0.00
6503 - CLOTHING	117.00	0.00	0.00	0.00	0.00
6505 - OFFICE SUPPLIES	144.06	22.80	0.00	0.00	0.00
6517 - SUPPLIES/REPAIR PARTS	1,196.05	816.14	0.00	0.00	0.00
6527 - JANITORIAL SUPPLIES	275.50	1,102.46	0.00	0.00	0.00
6529 - CHEMICALS	4,087.44	2,560.83	0.00	0.00	0.00
6545 - TOOLS & SHOP MATERIALS	21.75	169.64	0.00	0.00	0.00
6550 - MINOR EQUIPMENT	0.00	4,300.00	0.00	0.00	0.00
6565 - STONE/GRAVEL/CONCRETE/ASPHALT	241.50	0.00	0.00	0.00	0.00
6587 - EMPLOYEE RECOGNITION	2,500.00	0.00	0.00	0.00	0.00
6589 - OTHER MATERIALS & SUPPLIES	21,426.41	20,105.35	0.00	0.00	0.00
7204 - MACHINERY & EQUIPMENT	0.00	14,450.00	20,000.00	20,000.00	0.00
7214 - BUILDINGS	0.00	7,962.01	15,000.00	15,100.00	0.00
7216 - LAND IMPROVEMENT	2,979.60	0.00	150,000.00	195,000.00	0.00
Expense Total	63,285.44	77,433.94	190,000.00	235,200.00	5,000.00
11422 - BOAT LAUNCH	**-5,550.93**	**2.56**	**-15,100.00**	**-10,200.00**	**-27,500.00**
Revenue					
4260 - GRANTS AND AIDS	0.00	-4,754.97	-20,300.00	-20,300.00	-7,500.00
4571 - PARK FACILITY FEES	-38,497.81	-33,880.43	-39,800.00	-36,000.00	-36,000.00
Revenue Total	-38,497.81	-38,635.40	-60,100.00	-56,300.00	-43,500.00
Expense					
6102 - REGULAR PAY	5,173.19	5,333.08	0.00	0.00	0.00
6103 - REGULAR PAY - TEMP EMPLOYEE	12,290.93	12,723.27	0.00	0.00	0.00
6302 - FICA - EMPLOYERS SHARE	1,322.93	1,368.93	0.00	0.00	0.00
6304 - WISCONSIN RETIREMENT FUND	351.64	357.01	0.00	0.00	0.00
6310 - LIFE INSURANCE	4.96	5.60	0.00	0.00	0.00
6401 - CONTRACTUAL SERVICES	0.00	0.00	0.00	0.00	0.00
6407 - CLOUD BASED COMPUTER SERVICES	0.00	0.00	0.00	0.00	0.00
6408 - PRINTING & BINDING	37.86	4,494.82	0.00	0.00	0.00
6424 - MAINTENANCE OFFICE EQUIPMENT	0.00	24.42	0.00	0.00	0.00
6427 - MAINTENANCE COMPUTER SOFTWARE	0.00	74.34	0.00	0.00	0.00
6440 - OTHER RENTAL	1,535.98	2,678.48	0.00	0.00	0.00

02550610 - PARKS REVENUE DIVISION

	2017 Actuals	2018 Actuals	2019 Original	2019 Projected	2020 Adopted
6445 - LAND FILL FEES	0.00	222.60	0.00	100.00	0.00
6466 - MISC CONTRACTUAL SERVICES	116.00	274.00	0.00	1,000.00	1,000.00
6475 - TELEPHONES	0.00	5.27	0.00	0.00	0.00
6505 - OFFICE SUPPLIES	29.53	94.68	0.00	0.00	0.00
6517 - SUPPLIES/REPAIR PARTS	65.95	8.40	0.00	0.00	0.00
6527 - JANITORIAL SUPPLIES	0.00	0.00	0.00	0.00	0.00
6537 - SAFETY EQUIPMENT	0.00	0.00	0.00	0.00	0.00
6545 - TOOLS & SHOP MATERIALS	51.91	10.98	0.00	0.00	0.00
6550 - MINOR EQUIPMENT	0.00	399.00	0.00	0.00	0.00
6565 - STONE/GRAVEL/CONCRETE/ASPHALT	1,142.26	177.28	0.00	0.00	0.00
6589 - OTHER MATERIALS & SUPPLIES	5,049.69	3,113.20	0.00	0.00	0.00
7204 - MACHINERY & EQUIPMENT	5,774.05	7,272.60	45,000.00	45,000.00	15,000.00
Expense Total	32,946.88	38,637.96	45,000.00	46,100.00	16,000.00
11423 - AMUSEMENT RIDES	**-9,674.98**	**10,745.76**	**-38,100.00**	**-32,200.00**	**-30,300.00**
Revenue					
4260 - GRANTS AND AIDS	0.00	-299.00	0.00	0.00	0.00
4571 - PARK FACILITY FEES	-40,261.10	-25,883.72	-38,100.00	-30,000.00	-28,000.00
4950 - SPONSORSHIP	-4,700.00	-2,405.66	0.00	-3,000.00	-3,000.00
4952 - GIFTS & DONATIONS	0.00	-8.05	0.00	-100.00	-100.00
Revenue Total	-44,961.10	-28,596.43	-38,100.00	-33,100.00	-31,100.00
Expense					
6103 - REGULAR PAY - TEMP EMPLOYEE	19,127.50	24,520.41	0.00	0.00	0.00
6104 - OVERTIME PAY	0.00	0.00	0.00	100.00	0.00
6302 - FICA - EMPLOYERS SHARE	1,463.18	1,875.70	0.00	0.00	0.00
6401 - CONTRACTUAL SERVICES	1,307.00	1,921.50	0.00	0.00	0.00
6407 - CLOUD BASED COMPUTER SERVICES	0.00	0.00	0.00	0.00	0.00
6408 - PRINTING & BINDING	2,059.36	618.15	0.00	0.00	0.00
6410 - ADVERTISING/MARKETING	0.00	553.00	0.00	0.00	0.00
6424 - MAINTENANCE OFFICE EQUIPMENT	0.00	24.42	0.00	0.00	0.00
6426 - MAINT MACH/EQUIP/BLDG/STRUCT	2,276.00	240.00	0.00	0.00	0.00
6427 - MAINTENANCE COMPUTER SOFTWARE	0.00	74.34	0.00	0.00	0.00
6432 - EQUIPMENT RENTAL	550.00	0.00	0.00	0.00	0.00
6440 - OTHER RENTAL	0.00	0.00	0.00	0.00	0.00
6458 - CONFERENCE AND TRAINING	0.00	443.00	0.00	0.00	0.00
6466 - MISC CONTRACTUAL SERVICES	0.00	0.00	0.00	500.00	500.00
6496 - LICENSES AND PERMITS	555.00	390.00	0.00	0.00	0.00
6503 - CLOTHING	138.00	233.33	0.00	0.00	0.00
6505 - OFFICE SUPPLIES	383.40	50.13	0.00	0.00	0.00
6506 - SOFTWARE SUPPLIES	0.00	0.00	0.00	300.00	300.00
6513 - MOTOR OIL (LUBRICANTS)	0.00	265.54	0.00	0.00	0.00
6517 - SUPPLIES/REPAIR PARTS	3,825.04	5,881.02	0.00	0.00	0.00
6527 - JANITORIAL SUPPLIES	34.96	0.00	0.00	0.00	0.00
6545 - TOOLS & SHOP MATERIALS	0.00	39.52	0.00	0.00	0.00
6550 - MINOR EQUIPMENT	1,395.54	0.00	0.00	0.00	0.00
6565 - STONE/GRAVEL/CONCRETE/ASPHALT	554.48	643.17	0.00	0.00	0.00
6586 - CONCESSIONS	0.00	0.00	0.00	0.00	0.00
6589 - OTHER MATERIALS & SUPPLIES	1,616.66	1,568.96	0.00	0.00	0.00
Expense Total	35,286.12	39,342.19	0.00	900.00	800.00
11424 - CONCESSIONS	**469.32**	**1,952.11**	**0.00**	**-10,100.00**	**-11,200.00**
Revenue					
4571 - PARK FACILITY FEES	-0.04	0.00	0.00	0.00	0.00
4577 - CONCESSIONS	-13,195.23	-9,723.79	0.00	-9,900.00	-11,000.00
4952 - GIFTS & DONATIONS	0.00	-18.12	0.00	-200.00	-200.00
Revenue Total	-13,195.27	-9,741.91	0.00	-10,100.00	-11,200.00
Expense					
6103 - REGULAR PAY - TEMP EMPLOYEE	7,047.54	5,483.63	0.00	0.00	0.00
6302 - FICA - EMPLOYERS SHARE	539.18	419.68	0.00	0.00	0.00
6401 - CONTRACTUAL SERVICES	0.00	549.65	0.00	0.00	0.00
6407 - CLOUD BASED COMPUTER SERVICES	0.00	0.00	0.00	0.00	0.00

02550610 - PARKS REVENUE DIVISION

	2017 Actuals	2018 Actuals	2019 Original	2019 Projected	2020 Adopted
6424 - MAINTENANCE OFFICE EQUIPMENT	0.00	24.42	0.00	0.00	0.00
6426 - MAINT MACH/EQUIP/BLDG/STRUCT	87.50	183.25	0.00	0.00	0.00
6427 - MAINTENANCE COMPUTER SOFTWARE	0.00	74.34	0.00	0.00	0.00
6458 - CONFERENCE AND TRAINING	0.00	25.00	0.00	0.00	0.00
6496 - LICENSES AND PERMITS	356.00	380.00	0.00	0.00	0.00
6503 - CLOTHING	138.00	233.34	0.00	0.00	0.00
6505 - OFFICE SUPPLIES	0.00	45.82	0.00	0.00	0.00
6517 - SUPPLIES/REPAIR PARTS	0.00	14.32	0.00	0.00	0.00
6586 - CONCESSIONS	5,427.49	4,173.63	0.00	0.00	0.00
6589 - OTHER MATERIALS & SUPPLIES	68.88	86.94	0.00	0.00	0.00
Expense Total	13,664.59	11,694.02	0.00	0.00	0.00
11425 - VENDING MACHINES	**-596.88**	**-336.88**	**-700.00**	**-700.00**	**-700.00**
Revenue					
4571 - PARK FACILITY FEES	-600.58	-463.45	-700.00	-700.00	-700.00
4952 - GIFTS & DONATIONS	-20.00	0.00	0.00	0.00	0.00
Revenue Total	-620.58	-463.45	-700.00	-700.00	-700.00
Expense					
6407 - CLOUD BASED COMPUTER SERVICES	0.00	0.00	0.00	0.00	0.00
6424 - MAINTENANCE OFFICE EQUIPMENT	0.00	24.42	0.00	0.00	0.00
6427 - MAINTENANCE COMPUTER SOFTWARE	0.00	74.34	0.00	0.00	0.00
6505 - OFFICE SUPPLIES	23.70	22.80	0.00	0.00	0.00
6589 - OTHER MATERIALS & SUPPLIES	0.00	5.01	0.00	0.00	0.00
Expense Total	23.70	126.57	0.00	0.00	0.00
11426 - MILLERS BAY	**1,505.69**	**-4,164.25**	**-6,300.00**	**-4,500.00**	**-4,500.00**
Revenue					
4571 - PARK FACILITY FEES	-4,071.50	-4,285.80	-6,300.00	-4,500.00	-4,500.00
Revenue Total	-4,071.50	-4,285.80	-6,300.00	-4,500.00	-4,500.00
Expense					
6401 - CONTRACTUAL SERVICES	2,250.00	0.00	0.00	0.00	0.00
6407 - CLOUD BASED COMPUTER SERVICES	0.00	0.00	0.00	0.00	0.00
6408 - PRINTING & BINDING	0.95	0.00	0.00	0.00	0.00
6424 - MAINTENANCE OFFICE EQUIPMENT	0.00	24.41	0.00	0.00	0.00
6427 - MAINTENANCE COMPUTER SOFTWARE	0.00	74.34	0.00	0.00	0.00
6505 - OFFICE SUPPLIES	5.15	22.80	0.00	0.00	0.00
6565 - STONE/GRAVEL/CONCRETE/ASPHALT	88.69	0.00	0.00	0.00	0.00
6589 - OTHER MATERIALS & SUPPLIES	3,232.40	0.00	0.00	0.00	0.00
Expense Total	5,577.19	121.55	0.00	0.00	0.00
11427 - REETZ CONCESSIONS 2013 FORWARD	**-4,959.00**	**-1,636.95**	**0.00**	**-12,100.00**	**-10,400.00**
Revenue					
4571 - PARK FACILITY FEES	-83.60	0.00	0.00	0.00	0.00
4572 - PARK FACILITY RENTALS	0.00	0.00	0.00	-1,000.00	-1,000.00
4577 - CONCESSIONS	-10,950.69	-8,308.15	0.00	-10,700.00	-9,000.00
4950 - SPONSORSHIP	-250.00	0.00	0.00	0.00	0.00
4952 - GIFTS & DONATIONS	-262.10	-337.99	0.00	-400.00	-400.00
4972 - MISCELLANEOUS REVENUE	-22.40	0.00	0.00	0.00	0.00
Revenue Total	-11,568.79	-8,646.14	0.00	-12,100.00	-10,400.00
Expense					
6103 - REGULAR PAY - TEMP EMPLOYEE	963.92	1,336.79	0.00	0.00	0.00
6302 - FICA - EMPLOYERS SHARE	73.73	102.25	0.00	0.00	0.00
6401 - CONTRACTUAL SERVICES	0.00	87.50	0.00	0.00	0.00
6407 - CLOUD BASED COMPUTER SERVICES	0.00	0.00	0.00	0.00	0.00
6424 - MAINTENANCE OFFICE EQUIPMENT	0.00	24.41	0.00	0.00	0.00
6426 - MAINT MACH/EQUIP/BLDG/STRUCT	0.00	0.00	0.00	0.00	0.00
6427 - MAINTENANCE COMPUTER SOFTWARE	0.00	74.34	0.00	0.00	0.00
6458 - CONFERENCE AND TRAINING	0.00	25.00	0.00	0.00	0.00
6496 - LICENSES AND PERMITS	431.00	523.97	0.00	0.00	0.00
6503 - CLOTHING	0.00	0.00	0.00	0.00	0.00
6505 - OFFICE SUPPLIES	23.10	0.00	0.00	0.00	0.00
6518 - FUEL/PROPANE/OTHER GASES	0.00	47.46	0.00	0.00	0.00

02550610 - PARKS REVENUE DIVISION

	2017 Actuals	2018 Actuals	2019 Original	2019 Projected	2020 Adopted
6586 - CONCESSIONS	5,118.04	4,542.02	0.00	0.00	0.00
6589 - OTHER MATERIALS & SUPPLIES	0.00	245.45	0.00	0.00	0.00
Expense Total	6,609.79	7,009.19	0.00	0.00	0.00
11428 - ZOO SPECIAL EVENTS - MENOMINEE	**-2,876.96**	**2,103.45**	**-400.00**	**-21,600.00**	**-48,900.00**
Revenue					
4571 - PARK FACILITY FEES	-18,306.11	-17,307.59	-25,400.00	-32,000.00	-32,000.00
4577 - CONCESSIONS	-3,513.81	-2,002.96	0.00	-200.00	-2,400.00
4950 - SPONSORSHIP	-10,018.18	-8,505.50	0.00	-13,300.00	-13,300.00
4952 - GIFTS & DONATIONS	-809.84	-1,129.60	0.00	-1,100.00	-1,200.00
Revenue Total	-32,647.94	-28,945.65	-25,400.00	-46,600.00	-48,900.00
Expense					
6102 - REGULAR PAY	15,065.81	16,226.22	0.00	0.00	0.00
6103 - REGULAR PAY - TEMP EMPLOYEE	0.00	1,627.17	0.00	0.00	0.00
6302 - FICA - EMPLOYERS SHARE	1,126.44	1,340.89	0.00	0.00	0.00
6304 - WISCONSIN RETIREMENT FUND	1,024.17	1,086.66	0.00	0.00	0.00
6310 - LIFE INSURANCE	28.64	36.36	0.00	0.00	0.00
6401 - CONTRACTUAL SERVICES	3,359.90	2,296.05	0.00	0.00	0.00
6404 - POSTAGE & SHIPPING	4.62	388.01	0.00	0.00	0.00
6407 - CLOUD BASED COMPUTER SERVICES	0.00	0.00	0.00	0.00	0.00
6408 - PRINTING & BINDING	251.98	225.30	0.00	0.00	0.00
6410 - ADVERTISING/MARKETING	1,035.99	1,600.00	0.00	0.00	0.00
6424 - MAINTENANCE OFFICE EQUIPMENT	0.00	24.41	0.00	0.00	0.00
6427 - MAINTENANCE COMPUTER SOFTWARE	0.00	74.34	0.00	0.00	0.00
6440 - OTHER RENTAL	1,510.00	1,692.00	0.00	0.00	0.00
6505 - OFFICE SUPPLIES	175.00	121.84	0.00	0.00	0.00
6586 - CONCESSIONS	205.69	179.18	0.00	0.00	0.00
6589 - OTHER MATERIALS & SUPPLIES	5,982.74	4,130.67	0.00	0.00	0.00
7216 - LAND IMPROVEMENT	0.00	0.00	25,000.00	25,000.00	0.00
Expense Total	29,770.98	31,049.10	25,000.00	25,000.00	0.00
11431 - LAKEFLY CAFE	**-4,786.43**	**9,314.30**	**-49,000.00**	**-40,000.00**	**-40,000.00**
Revenue					
4571 - PARK FACILITY FEES	-41,204.94	-33,423.31	-49,000.00	-40,000.00	-40,000.00
Revenue Total	-41,204.94	-33,423.31	-49,000.00	-40,000.00	-40,000.00
Expense					
6102 - REGULAR PAY	5,173.19	5,333.08	0.00	0.00	0.00
6103 - REGULAR PAY - TEMP EMPLOYEE	11,276.81	13,583.70	0.00	0.00	0.00
6104 - OVERTIME PAY	60.55	0.00	0.00	0.00	0.00
6302 - FICA - EMPLOYERS SHARE	1,249.98	1,434.66	0.00	0.00	0.00
6304 - WISCONSIN RETIREMENT FUND	351.64	357.01	0.00	0.00	0.00
6310 - LIFE INSURANCE	4.96	5.60	0.00	0.00	0.00
6401 - CONTRACTUAL SERVICES	86.00	173.50	0.00	0.00	0.00
6407 - CLOUD BASED COMPUTER SERVICES	0.00	0.00	0.00	0.00	0.00
6410 - ADVERTISING/MARKETING	0.00	0.00	0.00	0.00	0.00
6424 - MAINTENANCE OFFICE EQUIPMENT	0.00	24.41	0.00	0.00	0.00
6426 - MAINT MACH/EQUIP/BLDG/STRUCT	43.75	183.25	0.00	0.00	0.00
6427 - MAINTENANCE COMPUTER SOFTWARE	0.00	74.33	0.00	0.00	0.00
6458 - CONFERENCE AND TRAINING	0.00	25.00	0.00	0.00	0.00
6475 - TELEPHONES	0.00	61.26	0.00	0.00	0.00
6496 - LICENSES AND PERMITS	386.00	360.00	0.00	0.00	0.00
6503 - CLOTHING	208.00	233.33	0.00	0.00	0.00
6505 - OFFICE SUPPLIES	30.42	64.15	0.00	0.00	0.00
6517 - SUPPLIES/REPAIR PARTS	0.00	0.00	0.00	0.00	0.00
6557 - MEDICAL SUPPLIES	0.00	13.59	0.00	0.00	0.00
6586 - CONCESSIONS	11,380.08	10,826.13	0.00	0.00	0.00
6589 - OTHER MATERIALS & SUPPLIES	6,167.13	4,144.61	0.00	0.00	0.00
7214 - BUILDINGS	0.00	5,840.00	0.00	0.00	0.00
Expense Total	36,418.51	42,737.61	0.00	0.00	0.00
11435 - LAKESIDE PARK/GC	**0.00**	**0.00**	**0.00**	**88,800.00**	**83,100.00**
Revenue					

02550610 - PARKS REVENUE DIVISION

	2017 Actuals	2018 Actuals	2019 Original	2019 Projected	2020 Adopted
4972 - MISCELLANEOUS REVENUE	0.00	0.00	0.00	-40,000.00	-20,000.00
Revenue Total	0.00	0.00	0.00	-40,000.00	-20,000.00
Expense					
6102 - REGULAR PAY	0.00	0.00	0.00	28,800.00	41,800.00
6103 - REGULAR PAY - TEMP EMPLOYEE	0.00	0.00	0.00	19,000.00	19,500.00
6104 - OVERTIME PAY	0.00	0.00	0.00	200.00	0.00
6302 - FICA - EMPLOYERS SHARE	0.00	0.00	0.00	3,700.00	4,700.00
6304 - WISCONSIN RETIREMENT FUND	0.00	0.00	0.00	2,100.00	2,800.00
6306 - HEALTH INSURANCE	0.00	0.00	0.00	12,800.00	19,300.00
6308 - DENTAL	0.00	0.00	0.00	900.00	400.00
6310 - LIFE INSURANCE	0.00	0.00	0.00	100.00	100.00
6320 - OTHER BENEFITS	0.00	0.00	0.00	5,000.00	0.00
6401 - CONTRACTUAL SERVICES	0.00	0.00	0.00	50,000.00	5,000.00
6471 - ELECTRICITY	0.00	0.00	0.00	1,200.00	1,300.00
6472 - SEWER SERVICE	0.00	0.00	0.00	300.00	400.00
6473 - WATER SERVICE	0.00	0.00	0.00	300.00	400.00
6474 - GAS SERVICE	0.00	0.00	0.00	1,200.00	1,300.00
6476 - STORM SEWER	0.00	0.00	0.00	2,600.00	2,800.00
6481 - WORKERS COMPENSATION	0.00	0.00	0.00	500.00	1,600.00
6482 - BUILDING & CONTENTS	0.00	0.00	0.00	0.00	1,100.00
6483 - COMPREHENSIVE LIABILITY	0.00	0.00	0.00	0.00	500.00
6503 - CLOTHING	0.00	0.00	0.00	100.00	100.00
Expense Total	0.00	0.00	0.00	128,800.00	103,100.00
Grand Total	**-40,042.48**	**-114,333.91**	**139,000.00**	**269,700.00**	**114,900.00**

LEACH AMPHITHEATER (0256-0610) PERFORMANCE REPORT

DEPARTMENT: PARKS

FUND: SPECIAL REVENUE

MISSION STATEMENT

The City of Oshkosh seeks to provide a park and recreation system that will meet the needs of our current residents and future generations, preserve and protect the City's open space, water, historical and natural resources, and provide a park and recreation program that is designed to enhance the City's quality of life.

STRATEGIC PLAN GOALS

1 Promote and develop public/private partnerships

2 Strengthen our neighborhoods

3 Improve our quality of life assets

4

2019 ACCOMPLISHMENTS

- Continued paver brick restoration and interior painting
- Live at Leach Concert Series continued growth (averaged 1,300 people per week)
- All Parks Department events were fully sponsored
-

2020 GOALS

- Continue grounds and facility repairs including hardscapes
- Develop hardscape and site amenity plan
- Develop two additional programs/events
- Continue developing Live at Leach Concert Series

TOTAL REVENUES and EXPENDITURES

	2017 Actuals	2018 Actuals	2019 Adopted	2019 Projected	2020 Adopted
BEGINNING FUND BALANCE	**34,014**	**38,289**	**24,067**	**24,067**	**25,167**
REVENUE TOTAL	**67,632**	**135,313**	**114,000**	**102,100**	**112,000**
Personnel Exp	10,624	12,237	18,300	18,300	18,600
Operating Exp	58,659	60,721	95,700	82,700	92,500
EXPENSE TOTAL	**69,283**	**72,958**	**114,000**	**101,000**	**111,100**
SURPLUS / DEFICIT	**-1,651**	**62,355**	**0**	**1,100**	**900**
FUND BALANCE	**38,289**	**24,067**	**24,067**	**25,167**	**26,067**

BUDGET VARIANCES

6401 - Contract for 2 additional programs/events in 2020

6517 - replacement and repair of light bollards

KEY PERFORMANCE INDICATORS

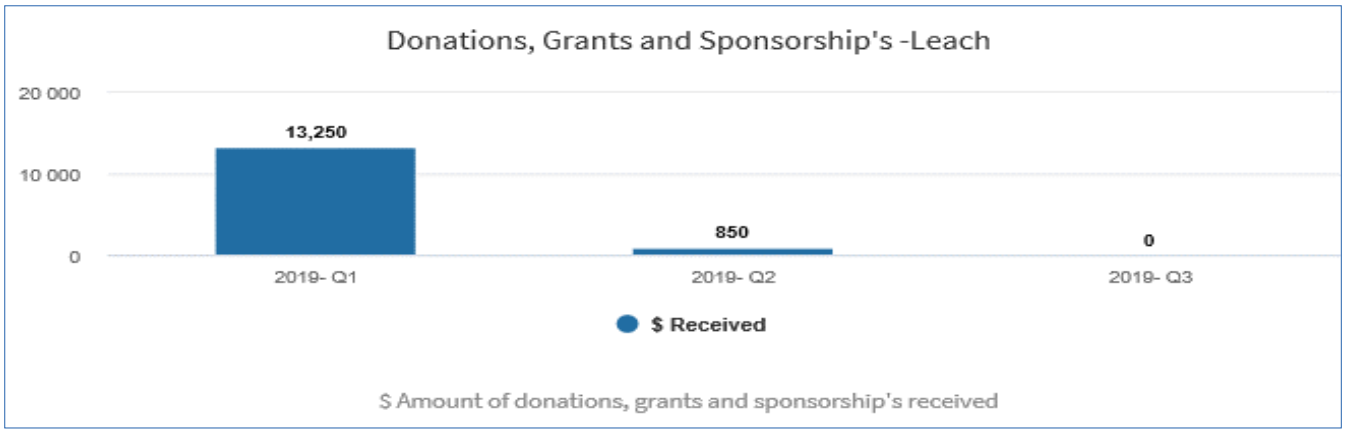

KEY PERFORMANCE INDICATORS (continued)

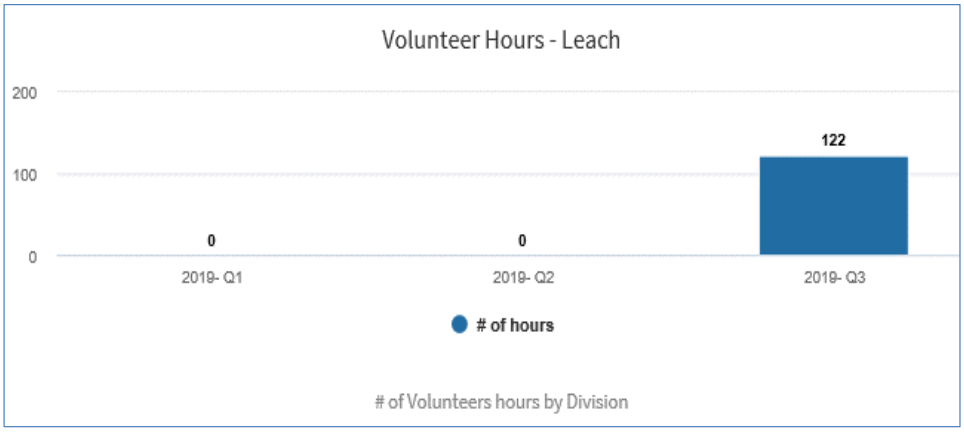

PERSONNEL POSITIONS

Position Title	Current Budgeted Employees	Current Actual Employees	2020 Proposed Employees
Activities Coordinator	0.00	0.00	0.27
Regular Pay - Temp Employee	0.58	0.58	0.15
TOTAL PERSONNEL	0.58	0.58	0.42

Contact Information	Chad Dallman, Assistant Parks Director, 920-236-5080, cdallman@ci.oshkosh.wi.us

02560610 - LEACH AMPHITHEATER

	2017 Actuals	2018 Actuals	2019 Original	2019 Projected	2020 Adopted
02560610 - LEACH AMPHITHEATER	**1,651.25**	**-62,355.30**	**0.00**	**-1,100.00**	**-900.00**
Revenue					
4102 - GENERAL PROPERTY TAX-CITY	-14,000.00	-14,000.00	-14,000.00	-14,000.00	-14,000.00
4572 - PARK FACILITY RENTALS	-6,778.57	-30,043.10	-13,000.00	-23,000.00	-23,000.00
4577 - CONCESSIONS	-17,067.69	-19,828.15	-22,000.00	-19,500.00	-21,000.00
4944 - ADVERTISING REVENUE	-450.00	0.00	0.00	0.00	0.00
4950 - SPONSORSHIP	-17,795.00	-18,790.00	-40,000.00	-16,600.00	-16,000.00
4952 - GIFTS & DONATIONS	-1,477.59	-3,534.16	0.00	-4,000.00	-4,000.00
4972 - MISCELLANEOUS REVENUE	-902.00	-829.00	0.00	0.00	0.00
5299 - TSF FROM OTHER FUNDS	-9,161.00	-48,288.64	-25,000.00	-25,000.00	-34,000.00
Revenue Total	**-67,631.85**	**-135,313.05**	**-114,000.00**	**-102,100.00**	**-112,000.00**
Expense					
6102 - REGULAR PAY	1,237.19	5,560.38	0.00	0.00	11,400.00
6103 - REGULAR PAY - TEMP EMPLOYEE	8,393.58	5,437.43	16,700.00	16,700.00	3,300.00
6302 - FICA - EMPLOYERS SHARE	721.51	841.44	1,300.00	1,300.00	1,100.00
6304 - WISCONSIN RETIREMENT FUND	253.49	372.50	300.00	300.00	800.00
6306 - HEALTH INSURANCE	0.00	0.00	0.00	0.00	1,800.00
6308 - DENTAL	0.00	0.00	0.00	0.00	100.00
6310 - LIFE INSURANCE	18.72	25.06	0.00	0.00	100.00
6312 - INCOME CONTINUATION INSURANCE	0.00	0.00	0.00	0.00	0.00
6401 - CONTRACTUAL SERVICES	18,141.21	19,959.09	44,500.00	34,500.00	21,000.00
6406 - COMPUTER SERVICE CHARGES	0.00	0.00	0.00	200.00	0.00
6408 - PRINTING & BINDING	386.08	17.10	500.00	500.00	500.00
6410 - ADVERTISING/MARKETING	3,000.00	2,995.00	3,000.00	3,000.00	3,000.00
6426 - MAINT MACH/EQUIP/BLDG/STRUCT	972.55	1,269.78	1,000.00	1,400.00	1,500.00
6427 - MAINTENANCE COMPUTER SOFTWARE	0.00	0.00	200.00	200.00	200.00
6432 - EQUIPMENT RENTAL	0.00	50.00	0.00	0.00	0.00
6458 - CONFERENCE AND TRAINING	0.00	25.00	0.00	0.00	0.00
6466 - MISC CONTRACTUAL SERVICES	0.00	152.00	200.00	0.00	0.00
6469 - UNCOLLECTIBLE ACCOUNTS	205.00	-175.00	0.00	0.00	0.00
6471 - ELECTRICITY	9,777.78	9,952.57	10,000.00	10,000.00	10,500.00
6472 - SEWER SERVICE	1,771.83	2,159.42	1,900.00	2,000.00	2,200.00
6473 - WATER SERVICE	4,757.01	4,503.16	3,600.00	4,500.00	5,000.00
6474 - GAS SERVICE	406.41	377.49	500.00	500.00	600.00
6475 - TELEPHONES	1,949.44	1,949.58	1,900.00	1,900.00	1,900.00
6496 - LICENSES AND PERMITS	230.00	100.93	200.00	200.00	200.00
6503 - CLOTHING	182.00	196.00	200.00	200.00	200.00
6505 - OFFICE SUPPLIES	0.00	64.77	0.00	0.00	0.00
6517 - SUPPLIES/REPAIR PARTS	520.18	232.08	1,300.00	1,500.00	17,500.00
6527 - JANITORIAL SUPPLIES	2,767.37	3,041.44	3,000.00	2,500.00	3,000.00
6535 - LANDSCAPING SUPPLIES	0.00	2,345.00	2,500.00	0.00	2,500.00
6537 - SAFETY EQUIPMENT	0.00	481.17	500.00	0.00	500.00
6550 - MINOR EQUIPMENT	1,561.89	0.00	1,500.00	400.00	2,500.00
6565 - STONE/GRAVEL/CONCRETE/ASPHALT	0.00	0.00	2,000.00	1,000.00	1,200.00
6586 - CONCESSIONS	7,656.11	6,839.22	13,000.00	14,000.00	14,000.00
6589 - OTHER MATERIALS & SUPPLIES	4,373.75	4,185.14	4,200.00	4,200.00	4,500.00
Expense Total	**69,283.10**	**72,957.75**	**114,000.00**	**101,000.00**	**111,100.00**
Grand Total	**1,651.25**	**-62,355.30**	**0.00**	**-1,100.00**	**-900.00**

LEAD SERVICE LINE REPLACEMENT PROGRAM (0257-0410) PERFORMANCE REPORT

DEPARTMENT: PUBLIC WORKS

FUND: SPECIAL REVENUE

MISSION STATEMENT

To assist property owners in replacing private side lead water services.

STRATEGIC PLAN GOALS

1 Improve and Maintain our Infrastructure
2 Strengthen Our Neighborhoods
3
4

2019 ACCOMPLISHMENTS

- Assisted 46 Property Owners through first 7 months of 2019.
-
-
-
-

2020 GOALS

- Continue assisting property owners in replacing private side Lead Services.
- Begin program review and update to continue beyond DNR funding cycle.
-
-

TOTAL REVENUES and EXPENDITURES

	2017 Actuals	2018 Actuals	2019 Adopted	2019 Projected	2020 Adopted
BEGINNING FUND BALANCE	**-8,071**	**-70,122**	**4,355**	**4,355**	**4,355**
REVENUE TOTAL	**0**	**273,267**	**250,000**	**150,000**	**250,000**
Personnel Exp	0	0	0	0	0
Operating Exp	62,051	198,789	250,000	150,000	250,000
EXPENSE TOTAL	**62,051**	**198,789**	**250,000**	**150,000**	**250,000**
SURPLUS / DEFICIT	**-62,051**	**74,478**	**0**	**0**	**0**
FUND BALANCE	**-70,122**	**4,355**	**4,355**	**4,355**	**4,355**

BUDGET VARIANCES

Actual Grants & Aids received are based upon actual expenditures. This fund is dependent on property owners taking advantage of the grant to replace lead water services.

KEY PERFORMANCE INDICATORS

Contact Information

James Rabe, Director of Public Works,
920-236-5065, jrabe@ci.oshkosh.wi.us

02570410 - LEAD SERVICE LINE REPLACEMENT

	2017 Actuals	2018 Actuals	2019 Original	2019 Projected	2020 Adopted
02570410 - LEAD SERVICE LINE REPLACEMENT	**62,051.44**	**-74,477.83**	**0.00**	**0.00**	**0.00**
Revenue					
4236 - STATE AID-OTHER	0.00	-265,196.29	-250,000.00	-150,000.00	-250,000.00
5299 - TSF FROM OTHER FUNDS	0.00	-8,070.92	0.00	0.00	0.00
Revenue Total	**0.00**	**-273,267.21**	**-250,000.00**	**-150,000.00**	**-250,000.00**
Expense					
6466 - MISC CONTRACTUAL SERVICES	48,375.00	198,789.38	250,000.00	150,000.00	250,000.00
6589 - OTHER MATERIALS & SUPPLIES	13,676.44	0.00	0.00	0.00	0.00
Expense Total	**62,051.44**	**198,789.38**	**250,000.00**	**150,000.00**	**250,000.00**
Grand Total	**62,051.44**	**-74,477.83**	**0.00**	**0.00**	**0.00**

POLLOCK POOL (0259-0610) PERFORMANCE REPORT

DEPARTMENT: PARKS

FUND: SPECIAL REVENUE

MISSION STATEMENT

The City of Oshkosh seeks to provide a park and recreation system that will meet the needs of our current residents and future generations, preserve and protect the City's open space, water, historical and natural resources, and provide a park recreation program that is designed to enhance the City's quality of life.

STRATEGIC PLAN GOALS

1 Promote and develop public/private partnerships

2 Strengthen our neighborhoods

3 Improve our quality of life assets

4

2019 ACCOMPLISHMENTS

- Offered and secured sponsorship for 6 events
- Purchased and installed new water feature in zero depth area. Clown Fish Tot Slide.
- Organized contract to service Pathfinders Camporee in August
- Began replacement of barrier ropes around protected areas of pools
- Completed painting of splash pad

2020 GOALS

- Complete barrier rope replacement near protected areas of pools
- Replace water heaters for bathhouse
- Continue offering sponsored programs/events
- Replace deck furniture

TOTAL REVENUES and EXPENDITURES

	2017 Actuals	2018 Actuals	2019 Adopted	2019 Projected	2020 Adopted
BEGINNING FUND BALANCE	**56,894**	**50,534**	**47,504**	**47,504**	**47,804**
REVENUE TOTAL	**332,031**	**377,116**	**369,000**	**446,500**	**425,500**
Personnel Exp	50,063	54,775	59,200	55,300	60,700
Operating Exp	304,267	325,371	308,400	390,900	364,800
EXPENSE TOTAL	**354,330**	**380,146**	**367,600**	**446,200**	**425,500**
SURPLUS / DEFICIT	**-22,300**	**-3,030**	**1,400**	**300**	**0**
ENDING FUND BALANCE	**50,534**	**47,504**	**48,904**	**47,804**	**47,804**

BUDGET VARIANCES

7204: Replace deck furniture

KEY PERFORMANCE INDICATORS

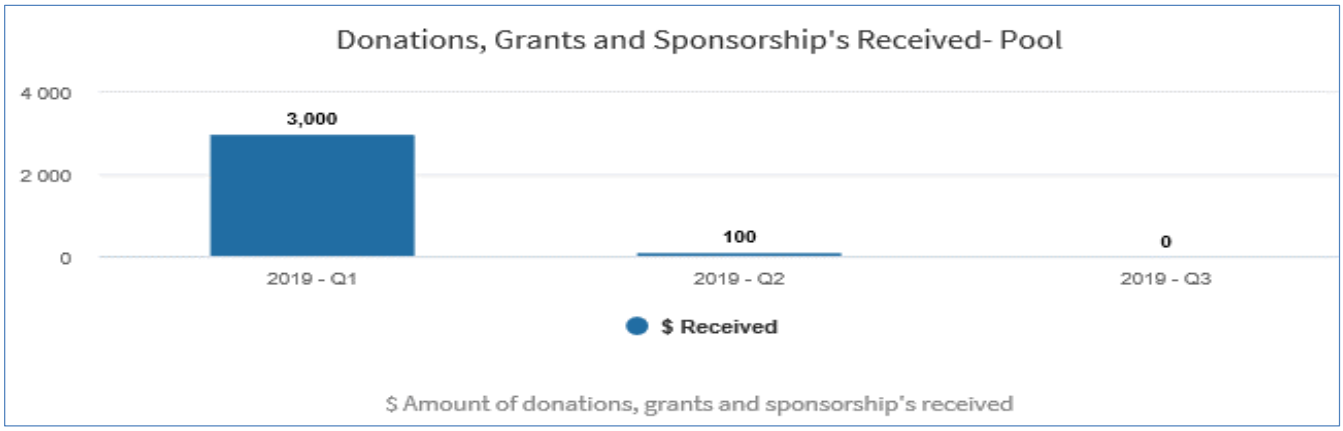

KEY PERFORMANCE INDICATORS (continued)

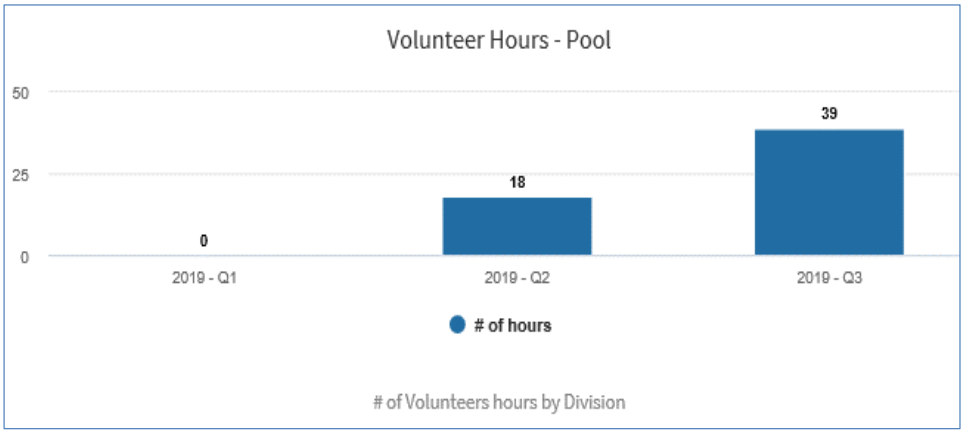

PERSONNEL POSITIONS

Position Title	Current Budgeted Employees	Current Actual Employees	2020 Proposed Employees
Seasonal Help (F.T.E.)	4.80	4.80	4.80
TOTAL PERSONNEL	4.80	4.80	4.80

Contact Information	Chad Dallman, Assistant Parks Director, 920-236-5080, cdallman@ci.oshkosh.wi.us

02590610 - POLLOCK POOL

	2017 Actuals	2018 Actuals	2019 Original	2019 Projected	2020 Adopted
02590610 - POLLOCK POOL	**22,299.60**	**3,030.00**	**-1,400.00**	**-300.00**	**0.00**
Revenue					
4102 - GENERAL PROPERTY TAX-CITY	-64,000.00	-64,000.00	-64,000.00	-64,000.00	-64,000.00
4571 - PARK FACILITY FEES	-1,118.11	-714.29	0.00	0.00	0.00
4576 - OTHER REC CHARGES	-882.29	-1,581.98	0.00	-500.00	-500.00
4577 - CONCESSIONS	-51,446.39	-70,611.22	-58,000.00	-82,000.00	-72,000.00
4949 - ADMISSIONS REVENUE	-116,350.54	-144,682.02	-127,000.00	-154,000.00	-151,000.00
4950 - SPONSORSHIP	-3,000.00	-3,000.00	-3,000.00	-3,000.00	-5,000.00
4952 - GIFTS & DONATIONS	-55,049.70	-51,950.55	-67,000.00	-102,000.00	-92,000.00
4972 - MISCELLANEOUS REVENUE	-40,183.74	-40,575.70	-50,000.00	-41,000.00	-41,000.00
Revenue Total	**-332,030.77**	**-377,115.76**	**-369,000.00**	**-446,500.00**	**-425,500.00**
Expense					
6102 - REGULAR PAY	1,951.06	0.00	0.00	0.00	0.00
6103 - REGULAR PAY - TEMP EMPLOYEE	44,345.48	50,723.59	55,000.00	51,000.00	56,400.00
6104 - OVERTIME PAY	208.72	158.83	0.00	300.00	0.00
6302 - FICA - EMPLOYERS SHARE	3,557.67	3,892.47	4,200.00	4,000.00	4,300.00
6401 - CONTRACTUAL SERVICES	9,276.00	16,762.50	16,000.00	24,000.00	25,000.00
6404 - POSTAGE & SHIPPING	31.80	0.00	0.00	300.00	0.00
6406 - COMPUTER SERVICE CHARGES	1,826.88	1,909.12	1,900.00	1,900.00	2,000.00
6407 - CLOUD BASED COMPUTER SERVICES	0.00	0.00	0.00	400.00	400.00
6408 - PRINTING & BINDING	1,294.27	31.40	500.00	100.00	100.00
6410 - ADVERTISING/MARKETING	1,200.00	1,404.00	1,500.00	1,600.00	1,500.00
6424 - MAINTENANCE OFFICE EQUIPMENT	288.58	592.12	300.00	700.00	400.00
6426 - MAINT MACH/EQUIP/BLDG/STRUCT	7,503.54	3,851.93	7,500.00	5,000.00	5,000.00
6427 - MAINTENANCE COMPUTER SOFTWARE	3,018.61	3,988.53	700.00	1,200.00	6,100.00
6432 - EQUIPMENT RENTAL	610.00	229.00	300.00	300.00	300.00
6440 - OTHER RENTAL	170.00	0.00	200.00	0.00	0.00
6446 - CONTRACTUAL EMPLOYMENT	123,941.03	131,469.76	120,000.00	150,000.00	145,000.00
6448 - SPECIAL SERVICES	8,516.75	10,417.50	9,500.00	9,500.00	9,500.00
6458 - CONFERENCE AND TRAINING	872.50	584.22	1,000.00	1,000.00	1,000.00
6459 - OTHER EMPLOYEE TRAINING	200.00	0.00	200.00	100.00	600.00
6460 - MEMBERSHIP DUES	0.00	0.00	100.00	100.00	100.00
6466 - MISC CONTRACTUAL SERVICES	0.00	144.00	2,000.00	0.00	0.00
6471 - ELECTRICITY	20,946.02	19,908.72	20,000.00	20,000.00	21,000.00
6472 - SEWER SERVICE	13,257.26	22,107.75	14,700.00	30,000.00	24,900.00
6473 - WATER SERVICE	13,133.71	20,311.59	14,800.00	28,000.00	22,200.00
6474 - GAS SERVICE	10,820.24	7,162.42	10,000.00	10,000.00	10,300.00
6475 - TELEPHONES	138.62	115.62	200.00	200.00	200.00
6476 - STORM SEWER	5,099.24	5,481.56	5,800.00	5,800.00	6,300.00
6481 - WORKERS COMPENSATION	700.00	1,000.00	1,000.00	1,000.00	800.00
6482 - BUILDING & CONTENTS	700.00	1,700.00	1,800.00	2,000.00	2,000.00
6483 - COMPREHENSIVE LIABILITY	3,031.00	3,300.00	3,500.00	3,000.00	3,300.00
6484 - CYBER LIABILITY INSURANCE PREM	0.00	0.00	0.00	0.00	200.00
6494 - BOILER INSURANCE	400.00	300.00	300.00	400.00	300.00
6496 - LICENSES AND PERMITS	1,482.00	1,456.75	1,500.00	1,500.00	1,500.00
6499 - MISC FIXED CHARGES	2,395.57	2,339.02	2,000.00	1,100.00	2,000.00
6503 - CLOTHING	628.00	742.00	700.00	700.00	700.00
6505 - OFFICE SUPPLIES	290.16	121.76	200.00	900.00	1,500.00
6509 - COMPUTER SUPPLIES	141.06	669.62	0.00	0.00	0.00
6513 - MOTOR OIL (LUBRICANTS)	0.00	10.23	0.00	100.00	100.00
6517 - SUPPLIES/REPAIR PARTS	1,044.00	4,435.37	2,500.00	2,500.00	7,000.00
6527 - JANITORIAL SUPPLIES	3,418.09	1,241.29	2,500.00	3,600.00	2,000.00
6529 - CHEMICALS	12,234.00	12,316.02	13,000.00	13,000.00	13,000.00
6535 - LANDSCAPING SUPPLIES	0.00	1,785.00	2,000.00	0.00	2,000.00
6537 - SAFETY EQUIPMENT	369.65	272.07	400.00	0.00	200.00
6545 - TOOLS & SHOP MATERIALS	35.45	120.68	300.00	300.00	300.00
6550 - MINOR EQUIPMENT	17,185.63	397.53	4,000.00	300.00	4,000.00
6565 - STONE/GRAVEL/CONCRETE/ASPHALT	357.00	0.00	0.00	0.00	0.00

02590610 - POLLOCK POOL

	2017 Actuals	2018 Actuals	2019 Original	2019 Projected	2020 Adopted
6586 - CONCESSIONS	25,818.80	33,583.63	26,000.00	44,000.00	30,000.00
6589 - OTHER MATERIALS & SUPPLIES	11,891.98	7,206.72	7,000.00	13,500.00	7,000.00
7204 - MACHINERY & EQUIPMENT	0.00	5,901.44	12,500.00	12,800.00	5,000.00
Expense Total	**354,330.37**	**380,145.76**	**367,600.00**	**446,200.00**	**425,500.00**
Grand Total	**22,299.60**	**3,030.00**	**-1,400.00**	**-300.00**	**0.00**

RENTAL INSPECTIONS (0271-0710) PERFORMANCE REPORT

DEPARTMENT: COMMUNITY DEVELOPMENT

FUND: SPECIAL REVENUES

MISSION STATEMENT

To secure the beneficial interests of the public's health, safety, and welfare in their environment through the enforcement of state and city codes.

STRATEGIC PLAN GOALS

1. Sustain a culture in neighborhoods: inspect properties to verify compliance with building, housing and property maintenance codes;
2. Meet with apartment owners on key topics of rental concerns
3.
4.
5.

2019 ACCOMPLISHMENTS

- Set up a Rental Inspection program based on current state statute limitations.
- Formed a Rental Housing Advisory Board and held monthly meetings.
-
-
-

2020 GOALS

- Attend Winnebago Apartment Association meeting to discuss current topics
- Continue Rental Inspection Program and increase amount of inspections
-
-
-

TOTAL REVENUES and EXPENDITURES

	2017 Actuals	2018 Actuals	2019 Adopted	2019 Projected	2020 Adopted
BEGINNING FUND BALANCE	**0**	**0**	**-489**	**-489**	**-489**
REVENUE TOTAL	**0**	**0**	**25,000**	**26,300**	**25,000**
Personnel Exp	0	489	12,700	17,000	17,800
Operating Exp	0	0	12,300	9,300	0
EXPENSE TOTAL	**0**	**489**	**25,000**	**26,300**	**17,800**
SURPLUS / DEFICIT	**0**	**-489**	**0**	**0**	**7,200**
FUND BALANCE	**0**	**-489**	**-489**	**-489**	**6,711**

BUDGET VARIANCES

KEY PERFORMANCE INDICATORS

RENTAL INSPECTIONS (0271-0710)

PERSONNEL POSITIONS			
Position Title	Current Budgeted Employees	Current Actual Employees	2020 Proposed Employees
Code Enforcement Clerk/Secretary	0.25	0.25	0.25
Housing Inspector	0.00	0.05	0.05
TOTAL PERSONNEL	0.25	0.30	0.30

Contact Information	Allen Davis, Director Community Development, 920-236-5055, adavis@ci.oshkosh.wi.us

02710710 - RENTAL INSPECTION

	2017 Actuals	2018 Actuals	2019 Original	2019 Projected	2020 Adopted
02710710 - RENTAL INSPECTION	**0.00**	**488.56**	**0.00**	**0.00**	**-7,200.00**
Revenue					
4102 - GENERAL PROPERTY TAX-CITY	0.00	0.00	-25,000.00	-25,000.00	-25,000.00
4386 - HOUSING INSPECTION FEE	0.00	0.00	0.00	-1,300.00	0.00
Revenue Total	**0.00**	**0.00**	**-25,000.00**	**-26,300.00**	**-25,000.00**
Expense					
6102 - REGULAR PAY	0.00	320.85	8,300.00	10,900.00	10,900.00
6302 - FICA - EMPLOYERS SHARE	0.00	21.73	600.00	800.00	800.00
6304 - WISCONSIN RETIREMENT FUND	0.00	21.01	600.00	700.00	700.00
6306 - HEALTH INSURANCE	0.00	119.24	3,000.00	4,200.00	4,900.00
6308 - DENTAL	0.00	5.73	100.00	300.00	400.00
6310 - LIFE INSURANCE	0.00	0.00	100.00	100.00	100.00
6401 - CONTRACTUAL SERVICES	0.00	0.00	5,000.00	6,000.00	0.00
6407 - CLOUD BASED COMPUTER SERVICES	0.00	0.00	0.00	100.00	0.00
6424 - MAINTENANCE OFFICE EQUIPMENT	0.00	0.00	0.00	100.00	0.00
6427 - MAINTENANCE COMPUTER SOFTWARE	0.00	0.00	0.00	500.00	0.00
6475 - TELEPHONES	0.00	0.00	500.00	0.00	0.00
6481 - WORKERS COMPENSATION	0.00	0.00	3,000.00	2,000.00	0.00
6483 - COMPREHENSIVE LIABILITY	0.00	0.00	0.00	600.00	0.00
6505 - OFFICE SUPPLIES	0.00	0.00	3,800.00	0.00	0.00
Expense Total	**0.00**	**488.56**	**25,000.00**	**26,300.00**	**17,800.00**
Grand Total	**0.00**	**488.56**	**0.00**	**0.00**	**-7,200.00**

HEALTHY NEIGHBORHOOD INITIATIVES (0302-0740) PERFORMANCE REPORT

DEPARTMENT: COMMUNITY DEVELOPMENT

FUND: SPECIAL REVENUE

MISSION STATEMENT

Strengthen neighborhoods throughout the community for the benefit of all residents and income levels by concentrating resource delivery into program neighborhoods to achieve revitalization and improvement. Funds expended through this program will be done in association with adopted neighborhood plans or to support Healthy Neighborhoods in Oshkosh.

STRATEGIC PLAN GOALS

1. Support strong, safe neighborhoods
2. Create public/private partnership to foster grassroots neighborhood organizations
3. Help create neighborhood associations throughout the City that will help create a neighborhood sense of place and belonging
4. Encourage neighborhood interaction through park activities, block parties, clean up days, community gardens etc.
5. Create a neighborhood report card program and consider expansion to include participation of other departments

2019 ACCOMPLISHMENTS

- Adopted Menominee South Neighborhood Plan
- Continued development and refinement for the Neighborhood Quality of Life Analysis map tool
- Partner with Habitat for Humanity and GO-HNI to bring "Rock the Block" initiative to the Sacred Heart Neighborhood and commence plan for the Congress Field Neighborhood "Rock the Block"
- Assisted in recognizing the new Menominee North Neighborhood Association and the reorganization of the Fox Chase Neighborhood Association

2020 GOALS

- Adopt the sixth neighborhood plan and commence the planning process on a 7th.
- Continue to provide technical assistance to GO-HNI to support the creation and maintenance of neighborhood associations.
- Continue to promote and administer the Great Neighborhoods and Housing Programs.
- Continue Implementation and improvements for "Rock the Block" with Habitat and GO-HNI.
- Implement activities according to adopted neighborhood plans.

TOTAL REVENUES and EXPENDITURES

	2017 Actuals	2018 Actuals	2019 Adopted	2019 Projected	2020 Adopted
BEGINNING FUND BALANCE	**1,800,989**	**1,215,861**	**4,825,100**	**4,825,100**	**4,395,000**
REVENUE TOTAL	**9,764**	**3,949,424**	**12,000**	**62,000**	**80,000**
Personnel Exp	32,911	40,771	43,500	42,100	43,900
Operating Exp	345,073	299,416	488,400	450,000	787,900
EXPENSE TOTAL	**377,984**	**340,186**	**531,900**	**492,100**	**831,800**
SURPLUS / DEFICIT	**-368,221**	**3,609,238**	**-519,900**	**-430,100**	**-751,800**
FUND BALANCE	**1,215,861**	**4,825,100**	**4,305,200**	**4,395,000**	**3,643,200**

BUDGET VARIANCES

$188,000 in principal to be repaid on rehab loans

KEY PERFORMANCE INDICATORS

HEALTHY NEIGHBORHOOD INITIATIVES (0302-0740)

PERSONNEL POSITIONS			
Position Title	Current Budgeted Employees	Current Actual Employees	2020 Proposed Employees
Marketing Dev. Fund Coordinator	0.25	0.25	0.25
Neighborhood Initiative Sec (PT)	0.00	0.63	0.63
TOTAL PERSONNEL	0.25	0.88	0.88

Contact Information	Allen Davis, Director Community Development, 920-236-5055, adavis@ci.oshkosh.wi.us

03020740 - HLTHY NEIGHBORHOOD INITIATIVE

	2017 Actuals	2018 Actuals	2019 Original	2019 Projected	2020 Adopted
03020740 - HLTHY NEIGHBORHOOD INITIATIVE	**368,220.75**	**-3,609,238.36**	**519,900.00**	**430,100.00**	**751,800.00**
Revenue					
4908 - INTEREST-OTHER INVESTMENTS	-1,918.83	-2,456.51	0.00	-4,500.00	0.00
4956 - DEFERRED LOAN REIMB	-6,544.69	-14,070.58	-12,000.00	-57,500.00	-80,000.00
4972 - MISCELLANEOUS REVENUE	-1,300.00	0.00	0.00	0.00	0.00
5299 - TSF FROM OTHER FUNDS	0.00	-3,932,897.37	0.00	0.00	0.00
Revenue Total	**-9,763.52**	**-3,949,424.46**	**-12,000.00**	**-62,000.00**	**-80,000.00**
Expense					
6102 - REGULAR PAY	16,355.57	21,997.44	13,900.00	34,100.00	36,000.00
6103 - REGULAR PAY - TEMP EMPLOYEE	9,524.01	10,797.17	20,600.00	0.00	0.00
6302 - FICA - EMPLOYERS SHARE	1,944.61	2,473.12	2,700.00	2,500.00	2,600.00
6304 - WISCONSIN RETIREMENT FUND	1,759.25	2,196.09	2,300.00	2,200.00	2,300.00
6306 - HEALTH INSURANCE	3,142.63	3,094.27	3,700.00	3,100.00	2,800.00
6308 - DENTAL	139.96	148.94	200.00	100.00	100.00
6310 - LIFE INSURANCE	45.17	63.55	100.00	100.00	100.00
6312 - INCOME CONTINUATION INSURANCE	0.00	0.00	0.00	0.00	0.00
6401 - CONTRACTUAL SERVICES	339,173.70	237,895.52	424,500.00	386,900.00	701,000.00
6404 - POSTAGE & SHIPPING	0.00	0.00	200.00	0.00	0.00
6407 - CLOUD BASED COMPUTER SERVICES	0.00	120.00	0.00	0.00	0.00
6408 - PRINTING & BINDING	560.00	0.00	600.00	0.00	0.00
6416 - ADMINISTRATIVE STAFF TIME	0.00	61,400.00	63,100.00	63,100.00	86,900.00
6589 - OTHER MATERIALS & SUPPLIES	339.37	0.00	0.00	0.00	0.00
7208 - LAND PURCHASES	5,000.00	0.00	0.00	0.00	0.00
Expense Total	**377,984.27**	**340,186.10**	**531,900.00**	**492,100.00**	**831,800.00**
Grand Total	**368,220.75**	**-3,609,238.36**	**519,900.00**	**430,100.00**	**751,800.00**

COMMUNITY DEVEL BLOCK GRANT (0303-0740) PERFORMANCE REPORT

DEPARTMENT: COMMUNITY DEVELOPMENT

FUND: SPECIAL REVENUE

MISSION STATEMENT

The Community Development Block Grant (CDBG) Fund is used to help low & moderate income residents by improving housing conditions and neighborhoods, providing social services, and eliminating blight. The CDBG program is funded with Federal dollars based on an appropriation approved by Congress. The funds are used to assist income eligible homebuyers with down payment assistance, housing rehabilitation loans, property acquisition, and demolition for redevelopment sites. CDBG Public Service dollars are coordinated with United Way and Oshkosh Area Community Foundation to fund social service agencies that provide services to low and moderate income households.

STRATEGIC PLAN GOALS

1. Provide public and private funding incentives directed toward home purchases & home improvements.
2. Help create neighborhood associations throughout the City that will help create a neighborhood sense of place and belonging.
3.

2019 ACCOMPLISHMENTS

- Assisted 13 low to moderate income homeowners with housing improvements.
- Acquired 6 slum and blight properties for future redevelopment.
- Provided financial assistance to the Winnebago County Housing Authority in the
- creation of rental units at the Waite Rug Apartments.

2020 GOALS

- Provide decent and affordable housing to target populations.
- Eliminate slum and blight conditions in designated areas.
- Support local public service agencies that provide services to targeted populations.

TOTAL REVENUES and EXPENDITURES

	2017 Actuals	2018 Actuals	2019 Adopted	2019 Projected	2020 Adopted
BEGINNING FUND BALANCE	**0**	**0**	**81,859**	**81,859**	**86,259**
REVENUE TOTAL	**661,164**	**1,018,427**	**795,000**	**795,000**	**810,000**
Personnel Exp	133,284	116,237	795,000	119,200	128,300
Operating Exp	527,880	820,331	0	671,400	681,700
EXPENSE TOTAL	**661,164**	**936,568**	**795,000**	**790,600**	**810,000**
SURPLUS / DEFICIT	**0**	**81,859**	**0**	**4,400**	**0**
FUND BALANCE	**0**	**81,859**	**81,859**	**86,259**	**86,259**

BUDGET VARIANCES

CDBG allocations are based on May 1 - April 30 program year. Revenues and expenditures here are based on January - December calendar year.

KEY PERFORMANCE INDICATORS

Contact Information

Allen Davis, Director Community Development,
920-236-5055, adavis@ci.oshkosh.wi.us

03030740 - COMM DEV BLOCK GRANT

	2017 Actuals	2018 Actuals	2019 Original	2019 Projected	2020 Adopted
03030740 - COMM DEV BLOCK GRANT	**0.00**	**-81,858.80**	**0.00**	**-4,400.00**	**0.00**
Revenue					
4204 - FEDERAL AID-CDBG	-661,164.14	-1,018,426.82	-795,000.00	-795,000.00	-810,000.00
Revenue Total	**-661,164.14**	**-1,018,426.82**	**-795,000.00**	**-795,000.00**	**-810,000.00**
Expense					
6102 - REGULAR PAY	93,528.31	83,567.32	795,000.00	85,000.00	90,000.00
6302 - FICA - EMPLOYERS SHARE	6,771.75	7,583.07	0.00	7,000.00	8,000.00
6304 - WISCONSIN RETIREMENT FUND	6,320.26	6,917.47	0.00	6,000.00	7,000.00
6306 - HEALTH INSURANCE	26,419.51	17,900.33	0.00	21,000.00	23,000.00
6310 - LIFE INSURANCE	244.10	268.61	0.00	200.00	300.00
6401 - CONTRACTUAL SERVICES	247,449.50	738,527.19	0.00	375,000.00	400,000.00
6402 - AUTO ALLOWANCE	563.38	834.98	0.00	900.00	1,000.00
6404 - POSTAGE & SHIPPING	53.75	74.10	0.00	200.00	200.00
6407 - CLOUD BASED COMPUTER SERVICES	0.00	0.00	0.00	200.00	200.00
6410 - ADVERTISING/MARKETING	169.82	106.98	0.00	0.00	0.00
6445 - LAND FILL FEES	4,379.32	3,780.33	0.00	25,000.00	5,000.00
6458 - CONFERENCE AND TRAINING	1,608.03	5,845.42	0.00	8,000.00	9,500.00
6459 - OTHER EMPLOYEE TRAINING	541.02	498.00	0.00	500.00	500.00
6460 - MEMBERSHIP DUES	940.00	970.00	0.00	100.00	100.00
6471 - ELECTRICITY	522.81	801.66	0.00	300.00	300.00
6472 - SEWER SERVICE	2.32	426.74	0.00	200.00	200.00
6473 - WATER SERVICE	3.08	531.49	0.00	100.00	100.00
6474 - GAS SERVICE	319.43	259.68	0.00	100.00	100.00
6476 - STORM SEWER	302.73	861.19	0.00	800.00	1,000.00
6489 - SPECIAL ASSESSMENTS	0.00	916.06	0.00	0.00	0.00
6496 - LICENSES AND PERMITS	237.00	281.60	0.00	0.00	0.00
6499 - MISC FIXED CHARGES	0.00	5,844.78	0.00	9,000.00	10,000.00
6505 - OFFICE SUPPLIES	0.00	277.90	0.00	0.00	0.00
6506 - SOFTWARE SUPPLIES	0.00	0.00	0.00	400.00	0.00
6507 - BOOKS & PERIODICALS	231.67	399.00	0.00	0.00	0.00
6509 - COMPUTER SUPPLIES	0.00	0.00	0.00	100.00	0.00
6535 - LANDSCAPING SUPPLIES	2,193.80	0.00	0.00	0.00	0.00
6540 - SIGN MATERIALS	3,626.75	0.00	0.00	0.00	0.00
6589 - OTHER MATERIALS & SUPPLIES	249.13	3,242.91	0.00	500.00	500.00
7208 - LAND PURCHASES	264,486.67	55,851.21	0.00	250,000.00	253,000.00
Expense Total	**661,164.14**	**936,568.02**	**795,000.00**	**790,600.00**	**810,000.00**
Grand Total	**0.00**	**-81,858.80**	**0.00**	**-4,400.00**	**0.00**

LOCAL ECON DEVEL REVOLVING LOAN FUND (0304-0740) PERFORMANCE REPORT

DEPARTMENT: COMMUNITY DEVELOPMENT

FUND: SPECIAL REVENUE

MISSION STATEMENT

STRATEGIC PLAN GOALS

1 Priority Goal: Support Business Economic Development - Identify Developing Sources
2
3
4
5

2019 ACCOMPLISHMENTS

- Capital Catalyst Fund - completed with all funds loaned
- $215,000 in RLF loans made
- Capital Catalyst: $30,000 in loans/ $20,000 in grants
- All loans are current
-

2020 GOALS

- Capital Catalyst 2 fund projects completed
- All RLF and Capital Catalyst loans are current
-
-
-

TOTAL REVENUES and EXPENDITURES

	2017 Actuals	2018 Actuals	2019 Adopted	2019 Projected	2020 Adopted
BEGINNING FUND BALANCE	**2,825,977**	**2,748,051**	**1,648,051**	**1,648,051**	**1,648,051**
REVENUE TOTAL	**47,074**	**0**	**0**	**0**	**0**
Personnel Exp	0	0	0	0	0
Operating Exp	0	1,100,000	250,000	0	250,000
EXPENSE TOTAL	**0**	**1,100,000**	**250,000**	**0**	**250,000**
SURPLUS / DEFICIT	**47,074**	**-1,100,000**	**-250,000**	**0**	**-250,000**
FUND BALANCE	**2,748,051**	**1,648,051**	**1,398,051**	**1,648,051**	**1,398,051**

BUDGET VARIANCES

A grant/loan was issued in July 2019 in the amount of $50,000, but does not show as an expense because it is a balance sheet item.

KEY PERFORMANCE INDICATORS

Contact Information

Allen Davis, Director Community Development,
920-236-5055, adavis@ci.oshkosh.wi.us

03040740 - LOCAL ECON DEV REVOLVING FUND

	2017 Actuals	2018 Actuals	2019 Original	2019 Projected	2020 Adopted
03040740 - LOCAL ECON DEV REVOLVING FUND	**-47,074.20**	**1,100,000.00**	**250,000.00**	**0.00**	**250,000.00**
Revenue					
5299 - TSF FROM OTHER FUNDS	-47,074.20	0.00	0.00	0.00	0.00
Revenue Total	**-47,074.20**	**0.00**	**0.00**	**0.00**	**0.00**
Expense					
6401 - CONTRACTUAL SERVICES	0.00	0.00	250,000.00	0.00	250,000.00
6587 - EMPLOYEE RECOGNITION	0.00	200,000.00	0.00	0.00	0.00
7470 - TSF TO OTHER	0.00	900,000.00	0.00	0.00	0.00
Expense Total	**0.00**	**1,100,000.00**	**250,000.00**	**0.00**	**250,000.00**
Grand Total	**-47,074.20**	**1,100,000.00**	**250,000.00**	**0.00**	**250,000.00**

EQUIPMENT FUND (0323-XXXX) PERFORMANCE REPORT

DEPARTMENT: CITY MANAGER

FUND: CAPITAL PROJECT

MISSION STATEMENT

The mission of the Equipment Fund is to be a funding source for some of the needed equipment purchases. In the past, the City has borrowed funds to pay for all of these needs. This has placed a higher burden on the City's debt load as well as increase the cost of the equipment due to the financing costs. The reason for the change is so that we can keep our borrowing at a manageable level and reduce our interest costs.

STRATEGIC PLAN GOALS

1 Improve & Maintain Infrastructure

2 Improve Quality of Life Assets

3

4

5

2019 ACCOMPLISHMENTS

.

.

.

.

.

2020 GOALS

.

.

.

.

.

TOTAL REVENUES and EXPENDITURES

	2017 Actuals	2018 Actuals	2019 Adopted	2019 Projected	2020 Adopted
REVENUE TOTAL	**0**	**0**	**0**	**0**	**0**
Personnel Exp	0	0	0	0	0
Operating Exp	1,000,000	1,000,000	1,000,000	1,000,000	1,000,000
EXPENSE TOTAL	**1,000,000**	**1,000,000**	**1,000,000**	**1,000,000**	**1,000,000**
SURPLUS / DEFICIT	**-1,000,000**	**-1,000,000**	**-1,000,000**	**-1,000,000**	**-1,000,000**

BUDGET VARIANCES

KEY PERFORMANCE INDICATORS

Contact Information

Mark Rohloff, City Manager,
920-236-5002, mrohloff@ci.oshkosh.wi.us

STREET TREE MEMORIAL (0333-0620) PERFORMANCE REPORT

DEPARTMENT: PARKS

FUND: CAPITAL PROJECT

MISSION STATEMENT

STRATEGIC PLAN GOALS

1. To manage a program that offers citizens the opportunity to purchase tree memorials to be placed within the Parks.
2.
3.
4.
5.

2019 ACCOMPLISHMENTS

- Planted 120 trees from memorial tree and grant contributions
-
-
-
-

2020 GOALS

- Facilitate approved 2020 DNR grant project for Sawyer/Paine NA
- Plant Memorial Trees per 2020 orders
-
-
-

TOTAL REVENUES and EXPENDITURES

	2017 Actuals	2018 Actuals	2019 Adopted	2019 Projected	2020 Adopted
BEGINNING FUND BALANCE	**11,818**	**7,377**	**4,774**	**4,774**	**17,274**
REVENUE TOTAL	**7,550**	**35,784**	**0**	**22,400**	**24,000**
Personnel Exp	0	0	0	0	0
Operating Exp	3,550	23,633	0	9,900	23,000
EXPENSE TOTAL	**3,550**	**23,633**	**0**	**9,900**	**23,000**
SURPLUS / DEFICIT	**4,000**	**12,151**	**0**	**12,500**	**1,000**
ENDING FUND BALANCE	**7,377**	**4,774**	**4,774**	**17,274**	**18,274**

BUDGET VARIANCES

KEY PERFORMANCE INDICATORS

Contact Information

Bill Sturm, Landscape Operations Manager,
920-232-5134, bsturm@ci.oshkosh.wi.us

03330620 - STREET TREE MEMORIAL

	2017 Actuals	2018 Actuals	2019 Original	2019 Projected	2020 Adopted
03330620 - STREET TREE MEMORIAL	**-4,000.00**	**-12,150.87**	**0.00**	**-12,500.00**	**-1,000.00**
Revenue					
4260 - GRANTS AND AIDS	0.00	-22,500.00	0.00	-18,000.00	-18,000.00
4950 - SPONSORSHIP	-3,550.00	-357.50	0.00	0.00	0.00
4952 - GIFTS & DONATIONS	-4,000.00	-5,550.00	0.00	-4,400.00	-6,000.00
5299 - TSF FROM OTHER FUNDS	0.00	-7,376.82	0.00	0.00	0.00
Revenue Total	**-7,550.00**	**-35,784.32**	**0.00**	**-22,400.00**	**-24,000.00**
Expense					
6401 - CONTRACTUAL SERVICES	0.00	0.00	0.00	0.00	18,000.00
6408 - PRINTING & BINDING	0.00	8.45	0.00	0.00	0.00
6535 - LANDSCAPING SUPPLIES	1,625.00	23,625.00	0.00	7,900.00	4,000.00
6589 - OTHER MATERIALS & SUPPLIES	1,925.00	0.00	0.00	2,000.00	1,000.00
Expense Total	**3,550.00**	**23,633.45**	**0.00**	**9,900.00**	**23,000.00**
Grand Total	**-4,000.00**	**-12,150.87**	**0.00**	**-12,500.00**	**-1,000.00**

TIF Cash Balances Summary

11/14/2019

TIF	FUND	Name	7/31/2019	12/31/2018	12/31/2017	12/31/2016	12/31/2015	12/31/2014
TIF #10	Fund 533	MAIN & WASHINGTON	26,701	14,230	643	793	793	793
TIF #11	Fund 535	COURT & WAUGOO	42,061	35,877	23,148	16,625	5,460	4,282
TIF #12	Fund 537	DIVISION STREET REDEVELOPMENT	830,406	741,899	720,964	716,044	675,611	626,344
TIF #13	Fund 539	MARION ROAD/PEARL AVENUE	1,082,303	1,805,508	2,731,780	26,368	481,991	(3,294)
TIF #14	Fund 522	MERCY MEDICAL CENTER	1,152,746	759,800	777,323	736,200	773,427	743,506
TIF #15	Fund 524	PARK PLAZA/COMMERCE STREET	2,654,271	2,448,564	2,318,021	2,156,790	1,972,801	1,812,216
TIF #16	Fund 526	100 BLOCK REDEVELOPMENT	813,349	922,353	1,091,109	1,247,948	1,385,419	1,499,220
TIF #17	Fund 530	CITY CENTER REDEVELOPMENT	(667,874)	(548,985)	(431,364)	91,066	1,082,317	1,199,928
TIF #18	Fund 532	SW INDUSTRIAL PARK EXPANSION	(1,578,244)	(1,697,452)	(1,896,935)	(2,062,554)	(2,088,004)	(2,162,540)
TIF #19	Fund 528	NW INDUSTRIAL PARK EXPANSION	567,825	428,799	337,701	218,939	113,822	397,993
TIF #20	Fund 534	SOUTH SHORE REDEVELOPMENT	5,362,179	6,223,685	6,366,227	(287,226)	163,086	(6,133)
TIF #21	Fund 536	FOX RIVER CORRIDOR	(411,258)	(461,091)	(165,720)	39,598	53,457	460,243
TIF #23	Fund 540	SW INDUSTRIAL PARK EXPANSION	(2,653,204)	(2,235,629)	(1,802,862)	(1,014,029)	(629,422)	1,454,068
TIF #24	Fund 520	OSHKOSH CORP	253,181	32,540	24,052	15,687	10,756	7,407
TIF #25	Fund 502	CITY CENTER HOTEL REHABILITATION - PAY GO	(421,869)	(423,236)	(416,879)	(888,361)	(1,772,293)	(1,988,944)
TIF #26	Fund 504	AVIATION BUSINESS PARK - PAY GO	(1,957,669)	(1,545,011)	(1,839,748)	(1,138,994)	1,603,952	2,201,824
TIF #27	Fund 508	NORTH MAIN STREET INDUSTRIAL PARK - PAY GO	(1,997,489)	(2,205,637)	(2,347,013)	(87,505)	(84,465)	(38,544)
TIF #28	Fund 510	BEACH BUILDING REDEVELOPMENT - PAY GO	33,091	19,366	(19,766)	(19,242)	-	-
TIF #29	Fund 512	MORGAN DISTRICT - PAY GO	(3,281)	(8,415)	(11,132)	(10,982)	-	-
TIF #30	Fund 514	WASHINGTON BUILDING - PAY GO	(47,041)	(85,864)	(58,628)	(15,058)	-	-
TIF #31	Fund 516	BUCKSTAFF REDEVELOPMENT - PAY GO	82,717	(332,782)	(34,361)	(9,982)	-	-
TIF #32	Fund 518	GRANARY REDEVELOPMENT - PAY GO	10,933	(644)	(494)	-	-	-
TIF #33	Fund 519	LAMICO REDEVELOPMENT - PAY GO	2,633	2,783	3,218	-	-	-
TIF #34	Fund 580	OSHKOSH CORP. HEADQUARTERS - PAY GO	419,545	(34,274)	-	-	-	-
TIF #35	Fund 581	OSHKOSH AVE CORRIDOR - PAY GO	596,724	(15,580)	-	-	-	-
TIF #36	Fund 582	MERGE REDEVELOPMENT - PAY GO	50,500	-	-	-	-	-
TIF #37	Fund 583	AVIATION PLAZA CENTER - PAY GO	10,000	-	-	-	-	-
		TIF ADMIN FEES 2019 BUDGETED	(475,100)					
		2018 Carried Forward into 2019 Adjustments		258,809				
			$ 3,778,135	$ 4,204,289	$ 5,538,806	$ 7,012,477	$ 18,803,949	$ 26,079,899

TIF #8 - S AVIATION INDUSTRIAL PARK (0529-1040) PERFORMANCE REPORT

DEPARTMENT: COMMUNITY DEVELOPMENT

FUND: CAPITAL PROJECT

MISSION STATEMENT

TID #8 was created in 1991 to fund the cost of land acquisition and infrastructure to create the South Aviation Park. The park is approximately 256 acres and bordered by Wittman Regional Airport to the west, Oregon Street to east, Waukau Avenue to the north and Ripple Avenue to the south. Over the lifetime of the TID, the City is expected to invest $3,898,021 in costs to acquire the land and put in the roads, sewer, and utilities to make available parcels in the park "development ready" for businesses seeking to locate there.

STRATEGIC PLAN GOALS

1

2

3

2019 ACCOMPLISHMENTS

- Closed TID in 2014
- Money Transferred to RLF in 2014: $1,035,800
- 2014 Healthy Neighborhood Initiative funding: $592,800
- Continue making debt payments
-

2020 GOALS

- Continue making debt payments
-
-

TOTAL REVENUES and EXPENDITURES

	2017 Actuals	2018 Actuals	2019 Adopted	2019 Projected	2020 Adopted
BEGINNING FUND BALANCE	**317,674**	**169,522**	**104,674**	**104,674**	**51,674**
REVENUE TOTAL	**0**	**0**	**0**	**0**	**0**
Personnel Exp	0	0	0	0	0
Operating Exp	74,331	64,849	53,000	53,000	6,100
EXPENSE TOTAL	**74,331**	**64,849**	**53,000**	**53,000**	**6,100**
SURPLUS / DEFICIT	**-74,331**	**-64,849**	**-53,000**	**-53,000**	**-6,100**
FUND BALANCE	**169,522**	**104,674**	**51,674**	**51,674**	**45,574**

BUDGET VARIANCES

KEY PERFORMANCE INDICATORS

Contact Information

Allen Davis, Director Community Development,
920-236-5055, adavis@ci.oshkosh.wi.us

AVIATION INDUSTRIAL PARK
TIF #8 - Fund 529

12/31/2018

YEAR	PROJECTED TAX INCREMENT	EQUALIZED TAX RATE	TIF AMOUNT	SALE OF LAND	TRANSFER FROM TIF #7	EXEMPT COMPUTER AID	OTHER EXPENSE	NEW BORROWING	DEBT SERVICE	END OF YEAR BALANCE WITH LAND	LAND	END OF YEAR CASH BALANCE
										$1,146,795	$1,133,270	$13,525
1996/1997	$92,200	$24.380	$2,252		$95,000				$108,694	$1,135,353	$1,133,270	$2,083
1997/1998	$1,216,700	$23.640	$28,759		$77,000				$107,339	$1,133,773	$1,133,270	$502
1998/1999	$489,300	$23.770	$11,636	$3,968	$72,000				$111,469	$1,109,907	$1,261,519	($151,612)
1999/2000	$410,100	$23.180	$9,498		$110,000	$6,369		$839,000	$126,463	$1,948,311	$1,869,723	$78,588
2000/2001	$5,616,800	$23.580	$132,427	$4,280		$12,963		$370,000	$156,357	$2,311,623	$1,548,658	$762,965
2001/2002	$6,536,000	$24.290	$159,039		$200,000	$6,872			$262,867	$2,414,667	$1,549,247	$865,420
2002/2003	$6,061,600	$23.510	$142,485	($2,996)		$3,434			$483,094	$2,074,495	$1,533,464	$541,031
2003/2004	$11,471,000	$22.840	$261,882			$2,999			$223,935	$2,115,441	$1,533,464	$581,977
2004/2005	$13,450,100	$23.050	$308,698			$8,314		$96,000	$220,774	$2,307,680	$1,614,022	$693,657
2005/2006	$14,174,100	$22.000	$311,730			$5,617			$219,831	$2,405,195	$1,632,311	$772,884
2006/2007	$18,180,800	$21.980	$399,592			$13,374			$347,645	$2,470,516	$1,632,311	$838,205
2007/2008	$29,409,900	$22.160	$651,891			$10,037			$357,941	$2,774,502	$1,632,311	$1,142,191
2008/2009	$29,637,900	$22.316	$661,960			$18,402			$341,431	$3,113,433	$1,632,311	$1,481,122
2009/2010	$26,792,600	$23.350	$626,394			$13,008	$150		$350,185	$3,402,500	$1,628,806	$1,773,694
2010/2011	$24,634,000	$24.545	$604,680			$19,212	$150		$81,401	$2,316,035	$0	$2,316,035
2011/2012	$24,175,800	$24.672	$596,475			$28,630	$150		$79,473	$2,861,517	$0	$2,861,517
2012/2013	$23,031,100	$25.541	$588,246			$42,131	$150		$79,330	$3,412,414	$0	$3,412,414
2013/2014	$22,813,000	$25.987	$592,842			$37,959	$3,566,216		$82,492	$394,507	$0	$394,507
2014/2015	$0	$26.145	$0						$76,833	$317,674	$0	$317,674
2015/2016	$0	$25.949	$0						$73,821	$243,853	$0	$243,853
2016/2017	$0	$26.983	$0						$74,330	$169,523	$0	$169,523
2017/2018	$0	$26.305	$0						$64,848	$104,675	$0	$104,675
2018/2019	$0		$0						$52,780	$51,895	$0	$51,895
2019/2020	$0		$0						$5,893	$46,002	$0	$46,002
2020/2021	$0		$0						$5,793	$40,209	$0	$40,209
2021/2022	$0		$0						$5,682	$34,527	$0	$34,527
2022/2023	$0		$0						$5,562	$28,965	$0	$28,965
2023/2024	$0		$0						$5,435	$23,530	$0	$23,530
2024/2025	$0		$0						$10,300	$13,230	$0	$13,230

Debt Balance as of: 12/31/2018 $91,445

Statutory Closing Year 2018
Actual Closing Year 2014

TIF #10 - MAIN & WASHINGTON (0533-1040) PERFORMANCE REPORT

DEPARTMENT: COMMUNITY DEVELOPMENT

FUND: CAPITAL PROJECT

MISSION STATEMENT

TID #10 was created in 1993 to help stabilize N. Main Street by providing parking support to the two anchor buildings in the district; the First National Banking Building at 404 N. Main Street and the Exclusive Company Building (formerly V&S Variety) at 318 N. Main Street. Creation of the TID allowed the City to acquire a property adjacent to the district and create a public parking lot (Washington Lot) that provided much needed parking support for the area that eventually resulted in the Exclusive Company moving their retail operations to the facility. The district carries no debt but uses 100% of the increment to pay the City's Parking Utility that carries debt service for the project.

STRATEGIC PLAN GOALS

1 Central City Redevelopment
2
3
4

2019 ACCOMPLISHMENTS

- Payment to Parking Utility ended in 2017
-
-
-

2020 GOALS

- Extend one year for healthy neighborhood funding and then close TID
-
-
-

TOTAL REVENUES and EXPENDITURES

	2017 Actuals	2018 Actuals	2019 Adopted	2019 Projected	2020 Adopted
BEGINNING FUND BALANCE	**793**	**643**	**14,230**	**14,230**	**26,530**
REVENUE TOTAL	**15,491**	**13,737**	**13,800**	**12,500**	**12,500**
Personnel Exp	0	0	0	0	0
Operating Exp	15,641	150	13,800	200	200
EXPENSE TOTAL	**15,641**	**150**	**13,800**	**200**	**200**
SURPLUS / DEFICIT	**-150**	**13,587**	**0**	**12,300**	**12,300**
FUND BALANCE	**643**	**14,230**	**14,230**	**26,530**	**38,830**

BUDGET VARIANCES

KEY PERFORMANCE INDICATORS

Contact Information

Allen Davis, Director Community Development,
920-236-5055, adavis@ci.oshkosh.wi.us

MAIN & WASHINGTON
TIF #10 - Fund 533

7/31/2019

YEAR	PROJECTED TAX INCREMENT	EQUALIZED TAX RATE	TIF AMOUNT	TIF DIFFEREN	EXEMPT COMPUTER AID	OTHER EXPENSE	TO PARKING	END OF YEAR BALANCE WITH LAND	LAND	END OF YEAR CASH BALANCE	PARKING DEBT SERVICE	FROM BID OR PARKING
1994/1995			$0					$69,972	$53,896	$16,076	$31,527	$21,621
1995/1996	$62,800	$27.770	$1,746	$5,091		$485	$9,906	$66,417	$52,874	$13,543	$31,527	$21,621
1996/1997	$81,600	$24.380	$1,993	$4,402		$443	$9,906	$62,462	$52,874	$9,588	$31,527	$21,621
1997/1998	$104,100	$23.640	$2,461	$5,591		$441	$9,906	$60,167	$52,874	$7,293	$31,527	$21,621
1998/1999	$149,800	$23.770	$3,562	$5,236		$464	$9,906	$58,595	$52,874	$5,722	$31,527	$21,621
1999/2000	$85,600	$23.180	$1,982	$5,262	$493	$491	$9,906	$55,936	$52,874	$3,062	$31,527	$21,621
2000/2001	$95,600	$23.580	$2,254	$5,606	$533	$58	$9,906	$54,364	$52,874	$1,491	$31,527	$21,621
2001/2002	$111,100	$24.290	$2,703	$5,960	$565		$9,906	$53,687	$52,874	$813	$31,527	$21,621
2002/2003	$58,100	$23.510	$1,366	$6,010	$226		$7,602	$53,687	$52,874	$813	$31,527	$23,925
2003/2004	$106,400	$22.840	$2,429	$5,455	$347		$8,231	$53,687	$52,874	$813	$29,500	$21,269
2004/2005	$154,600	$23.050	$3,548	$5,823	$184		$9,555	$53,687	$52,874	$813	$27,500	$17,945
2005/2006	$194,800	$22.000	$4,284	$3,461	$112		$7,857	$53,687	$52,874	$813	$26,900	$19,043
2006/2007	$450,500	$21.980	$9,901	$0	$95		$9,996	$53,687	$52,874	$813	$31,225	$21,229
2007/2008	$462,600	$22.160	$10,254	$0	$78		$10,332	$53,687	$52,874	$813	$30,475	$20,143
2008/2009	$495,500	$22.316	$11,067		$69		$11,136	$53,687	$52,874	$813	$29,725	$18,589
2009/2010	$408,200	$23.350	$9,543		$115	$150	$9,508	$53,687	$52,874	$813	$28,950	$19,442
2010/2011	$480,700	$24.545	$11,799		$258	$150	$11,907	$813	$0	$813	$28,138	$16,231
2011/2012	$481,700	$24.672	$11,885		$306	$150	$12,041	$813	$0	$813	$27,313	$15,272
2012/2013	$483,400	$25.541	$12,347		$337	$150	$12,534	$813	$0	$813	$26,475	$13,941
2013/2014	$488,100	$25.987	$12,684		$275	$170	$12,809	$793	$0	$793	$30,525	$17,992
2014/2015	$451,300	$26.145	$11,799		$178	$150	$11,827	$793	$0	$793		
2015/2016	$568,200	$25.949	$14,744		$151	$150	$14,745	$793	$0	$793		
2016/2017	$571,000	$26.983	$15,407		$84	$150	$15,491	$643	$0	$643		
2017/2018	$519,000	$26.305	$13,652		$85	$150	$0	$14,230	$0	$14,230		
2018/2019	$496,600	$25.106	$12,468		$153	$150	$0	$26,701	$0	$26,701		
2019/2020	$496,600	$25.106	$12,468				$0	$39,168	$0	$39,168		

Debt Balance as of: 1/1/2019 $0

Statutory Closing Year: 9/16/2020

Future Increment: $12,468

TIF #11 - COURT & WAUGOO (0535-1040) PERFORMANCE REPORT

DEPARTMENT: COMMUNITY DEVELOPMENT

FUND: CAPITAL PROJECT

MISSION STATEMENT

TID #11 was created in 1995 to help conserve the central business district by facilitation of the rehabilitation of the former U.S. Postal Service building at 216 Washington Avenue into office space. Funds were used to acquire adjacent property, remove blighted structure, and to develop a new off-street parking lot to serve the district. Tax increment collected from the district is used to support debt service cost of the City's Parking Utility that constructed the lot. The property owner has been required to maintain a specified level of property value ($250,000) or make a differential payment to the City to make up the difference in property value. The size of the TID is just over a third of an acre and the City invested $180,000 to encourage redevelopment in the area.

STRATEGIC PLAN GOALS

1

2

3

2019 ACCOMPLISHMENTS

- Finished paying debt in 2015
-
-
-

2020 GOALS

- Extend one year for Healthy Neighborhood funding, then close TIF in 2020
- Contribution to Revolving Loan Fund at closing
-
-

TOTAL REVENUES and EXPENDITURES

	2017 Actuals	2018 Actuals	2019 Adopted	2019 Projected	2020 Adopted
BEGINNING FUND BALANCE	**5,460**	**23,147**	**35,876**	**35,876**	**41,976**
Total Revenues	**6,789**	**12,879**	**12,900**	**6,300**	**6,300**
Personnel Expenses	0	0	0	0	0
Operating Expenses	266	150	200	200	200
Total Expenditures	**266**	**150**	**200**	**200**	**200**
SURPLUS / DEFICIT	**6,523**	**12,729**	**12,700**	**6,100**	**6,100**
FUND BALANCE	**23,147**	**35,876**	**48,576**	**41,976**	**48,076**

BUDGET VARIANCES

KEY PERFORMANCE INDICATORS

Contact Information

Allen Davis, Director Community Development,
920-236-5055, adavis@ci.oshkosh.wi.us

COURT & WAUGOO
TIF #11 - Fund 535

7/31/2019

YEAR	PROJECTED TAX INCREMENT	EQUALIZED TAX RATE	TIF AMOUNT	PAYMENT of Parking Lease-Dev.	TIF DIFFEREN	EXEMPT COMPUTER AID	OTHER REVENUE / (EXPENSE)	DEBT SERVICE	END OF YEAR BALANCE WITH LAND	LAND	END OF YEAR CASH BALANCE
1996/1997	$649,000	$24.380	$15,849	$4,000	$0			$13,503	$183,984	$168,795	$15,189
1997/1998	$377,700	$23.640	$8,928	$4,000	$0			$12,989	$183,922	$170,450	$13,472
1998/1999	$337,500	$23.770	$8,026	$4,000	$0			$12,989	$182,959	$170,450	$12,509
1999/2000	$268,400	$23.180	$6,216	$4,000	$0	$1,313		$12,989	$181,499	$170,450	$11,049
2000/2001	$232,500	$23.580	$5,482	$4,000	$0	$1,082		$12,989	$179,074	$170,450	$8,623
2001/2002	$266,400	$24.290	$6,482	$4,000	$0	$1,579		$12,989	$178,146	$170,450	$7,696
2002/2003	$257,900	$23.510	$6,062	$4,000	$0	$1,497		$12,988	$176,717	$170,450	$6,267
2003/2004	$325,400	$22.840	$7,429	$4,000	$0	$1,630		$11,330	$178,446	$170,450	$7,996
2004/2005	$385,100	$23.050	$8,839	$4,000	$0	$725		$11,552	$180,457	$170,450	$10,007
2005/2006	$245,200	$22.000	$5,393	$4,000	$0	$1,152		$11,387	$179,615	$170,450	$9,165
2006/2007	$149,100	$21.980	$3,277	$4,000	$1,723	$631		$11,204	$178,042	$170,450	$7,592
2007/2008	$166,300	$22.160	$3,686		$1,314	$492		$11,971	$171,563	$170,450	$1,113
2008/2009	$182,200	$22.316	$4,069	$4,000	$931	$507		$11,692	$169,378	$170,450	($1,072)
2009/2010	$114,900	$23.350	$2,686	$8,000	$2,314	$383	($150)	$11,381	$171,230	$170,450	$780
2010/2011	$289,200	$24.545	$7,099	$4,000	$0	$530	($150)	$10,140	$2,119	$0	$2,119
2011/2012	$289,400	$24.672	$7,140	$4,000	$0	$397	($150)	$11,322	$2,184	$0	$2,184
2012/2013	$290,300	$25.541	$7,415	$4,000	$0	$434	($150)	$10,650	$3,232	$0	$3,232
2013/2014	$275,200	$25.987	$7,152	$4,000	$0	$473	($150)	$10,425	$4,282	$0	$4,282
2014/2015	$266,800	$26.145	$6,976	$4,000	$0	$502	($150)	$10,150	$5,460	$0	$5,460
2015/2016	$266,200	$25.949	$6,908	$4,000	$0	$407	($150)		$16,625	$0	$16,625
2016/2017	$251,600	$26.983	$6,789	$0	$0	$0	($266)		$23,148	$0	$23,148
2017/2018	$489,600	$26.305	$12,879	$0	$0	$0	($150)		$35,877	$0	$35,877
2018/2019	$249,800	$25.106	$6,271	$0	$0	$62	($150)		$42,061	$0	$42,061
2019/2020	$249,800	$25.106	$6,271	$0	$0				$48,332	$0	$48,332
2020/2021	$249,800	$25.106	$6,271	$0	$0				$54,604	$0	$54,604
2021/2022	$249,800	$25.106	$6,271	$0	$0				$60,875	$0	$60,875

Debt Balance as of: 1/1/2019 $0

Statutory Closing Year: 1/10/2022

Future Increment: $18,814

TIF #12 - DIVISION ST REDEVELOPMENT (0537-1040) PERFORMANCE REPORT

DEPARTMENT: COMMUNITY DEVELOPMENT

FUND: CAPITAL PROJECT

MISSION STATEMENT

TID #12 was created in 1997 to assist with rehabilitation of blighted property and to add parking on Division Street and Main Street between Irving Street and Church Avenue. The size of the TID is 10.5 acres and over the life time of the TID the City is expected to invest $1,300,000 to encourage redevelopment in the area. The TID has resulted in the development of several new apartment buildings along Division Street providing over 60 dwelling units with a number set aside for households with low to moderate income. Creation of the TID also helped to rehabilitate three buildings at the corner of N. Main Street and Merritt/Church Avenue by providing parking facilities.

STRATEGIC PLAN GOALS

1
2
3
4

2019 ACCOMPLISHMENTS

- Continue paying on debt.
-
-
-

2020 GOALS

- Continue paying on debt.
- Implement Central City Investment Strategy
-
-

TOTAL REVENUES and EXPENDITURES

	2017 Actuals	2018 Actuals	2019 Adopted	2019 Projected	2020 Adopted
BEGINNING FUND BALANCE	**675,611**	**720,963**	**741,898**	**741,898**	**760,398**
REVENUE TOTAL	**111,624**	**116,387**	**116,400**	**120,700**	**120,300**
Personnel Exp	0	0	0	0	0
Operating Exp	106,704	95,452	106,500	102,200	91,100
EXPENSE TOTAL	**106,704**	**95,452**	**106,500**	**102,200**	**91,100**
SURPLUS / DEFICIT	**4,920**	**20,935**	**9,900**	**18,500**	**29,200**
FUND BALANCE	**720,963**	**741,898**	**751,798**	**760,398**	**789,598**

BUDGET VARIANCES

KEY PERFORMANCE INDICATORS

Contact Information

Allen Davis, Director Community Development,
920-236-5055, adavis@ci.oshkosh.wi.us

DIVISION STREET REDEVELOPMENT
TIF #12 - Fund 537

7/31/2019

YEAR	PROJECTED TAX INCREMENT	EQUALIZED TAX RATE	TIF AMOUNT	EXEMPT COMPUTER AID	OTHER REVENUE/ (EXPENSE)	NEW BORROWING	TRANSFER TO OTHER TIF	DEBT SERVICE	END OF YEAR BALANCE WITH LAND	LAND	END OF YEAR CASH BALANCE
1998/1999	$346,400	$23.770	$8,233						$8,233	$0	$8,233
1999/2000	$761,200	$23.180	$17,629			$150,000			$175,862	$86,945	$88,917
2000/2001	$1,034,800	$23.580	$24,397			$136,000		$14,928	$321,331	$86,945	$234,387
2001/2002	$859,300	$24.290	$20,909			$150,000		$25,853	$466,387	$112,045	$354,342
2002/2003	$1,570,200	$23.510	$36,909	$19	$2,000	$100,000		$37,808	$567,507	$397,216	$170,291
2003/2004	$2,282,300	$22.840	$52,105	$14				$44,295	$575,331	$441,541	$133,790
2004/2005	$3,447,000	$23.050	$79,113	$39				$45,021	$609,463	$441,541	$167,921
2005/2006	$3,877,900	$22.000	$85,286	$1,091				$44,764	$651,076	$441,541	$209,535
2006/2007	$4,330,300	$21.980	$95,175	$1,257				$45,580	$701,928	$441,541	$260,386
2007/2008	$4,484,100	$22.160	$99,393	$696		($91,114)		$32,735	$678,168	$444,041	$234,127
2008/2009	$4,658,400	$22.316	$104,045	$411				$35,178	$747,446	$444,041	$303,405
2009/2010	$4,193,800	$23.350	$98,048	$344	($150)			$35,310	$810,378	$445,016	$365,362
2010/2011	$4,168,200	$24.545	$102,311	$245	($2,505)			$33,454	$431,960	$0	$431,960
2011/2012	$4,099,300	$24.672	$101,140	$318	($1,447)			$36,433	$495,537	$0	$495,537
2012/2013	$4,072,300	$25.541	$104,012	$69	($2,750)			$35,031	$561,837	$0	$561,837
2013/2014	$4,071,200	$25.987	$105,798	$62	($7,097)			$34,256	$626,344	$0	$626,344
2014/2015	$4,137,100	$26.145	$108,166	$128	($24,395)			$34,632	$675,611	$0	$675,611
2015/2016	$3,972,600	$25.949	$103,084	$174	($30,109)			$32,717	$716,044	$0	$716,044
2016/2017	$4,122,600	$26.983	$111,241	$383	($61,656)		$10,000	$35,048	$720,964	$0	$720,964
2017/2018	$4,409,800	$26.305	$115,998	$389	($62,363)			$33,088	$741,899	$0	$741,899
2018/2019	$4,769,200	$25.106	$119,734	$961	($150)			$32,038	$830,406	$0	$830,406
2019/2020	$4,769,200	$25.106	$119,736					$20,940	$929,202	$0	$929,202
2020/2021	$4,769,200	$25.106	$119,736					$10,325	$1,038,612	$0	$1,038,612
2021/2022	$4,769,200	$25.106	$119,736					$0	$1,158,348	$0	$1,158,348
2022/2023	$4,769,200	$25.106	$119,736					$0	$1,278,084	$0	$1,278,084
2023/2024	$4,769,200	$25.106	$119,736					$0	$1,397,819	$0	$1,397,819

Debt Balance as of: 1/1/2019 $63,303

Statutory Closing Year: 4/24/2024

Future Increment: $598,678

TIF #13 - MARION RD / PEARL AVE (0539-1040) PERFORMANCE REPORT

DEPARTMENT: COMMUNITY DEVELOPMENT

FUND: CAPITAL PROJECT

MISSION STATEMENT

TID #13 was created in 1998 to assist with rehabilitation of blighted property along the riverfront and near the University of Wisconsin-Oshkosh between Wisconsin and Jackson Streets. The size of the TID is approximately 87 acres and the City invested $8,115,000 for land acquisition, site development, and infrastructure development costs. It is anticipated there will be significant additional development in the area in the next several years. TID #13 has facilitated a significant aesthetic improvement in the area as well as providing needed housing and services to students of the university.

STRATEGIC PLAN GOALS

1
2
3
4

2019 ACCOMPLISHMENTS

- Paid down debt
-
-
-

2020 GOALS

- Continue paying down debt
-
-
-

TOTAL REVENUES and EXPENDITURES

	2017 Actuals	2018 Actuals	2019 Adopted	2019 Projected	2020 Adopted
BEGINNING FUND BALANCE	**481,991**	**2,704,780**	**1,778,508**	**1,778,508**	**1,055,308**
REVENUE TOTAL	**3,962,574**	**315,174**	**315,200**	**478,500**	**269,300**
Personnel Exp	0	0	0	0	0
Operating Exp	1,257,161	1,241,447	1,201,800	1,201,700	1,209,100
EXPENSE TOTAL	**1,257,161**	**1,241,447**	**1,201,800**	**1,201,700**	**1,209,100**
SURPLUS / DEFICIT	**2,705,413**	**-926,272**	**-886,600**	**-723,200**	**-939,800**
FUND BALANCE	**2,704,780**	**1,778,508**	**891,908**	**1,055,308**	**115,508**

BUDGET VARIANCES

KEY PERFORMANCE INDICATORS

Contact Information

Allen Davis, Director Community Development,
920-236-5055, adavis@ci.oshkosh.wi.us

MARION ROAD/PEARL AVENUE
TIF #13 - Fund 539

7/31/2019

YEAR	CUMULATIVE TAX INCREMENT	EQUALIZED TAX RATE	TIF AMOUNT	DEBT SERVICE	OTHER REVENUE	OTHER EXPENSES/ TRANSFERS	NEW BORROWING	TRANSFER FROM TIF #7	END OF YEAR BALANCE WITH LAND	LAND	END OF YEAR CASH BALANCE
1997/1998	$0	$23.640	$0	$0				$10,000	$10,000	$10,000	$0
1998/1999	$0	$23.770	$0	$0			$249,235	$1,040,207	$1,299,442	$1,013,196	$286,246
1999/2000	$0	$23.180	$0	$6,753	$3,281		$2,552,000	$200,000	$4,047,970	$5,033,941	($985,971)
2000/2001	$0	$23.580	$0	$265,387	$371,004	$896,924	$2,968,730	$378,000	$6,603,393	$6,436,550	$166,843
2001/2002	$0	$24.290	$0	$365,447	$604,922		$5,429,388	$1,035,000	$13,307,255	$11,269,223	$2,038,032
2002/2003	$2,153,300	$23.510	$50,616	$1,105,698	$66,390		$4,503,486	$1,054,209	$17,876,258	$17,534,768	$341,491
2003/2004	$4,343,600	$22.840	$99,164	$1,352,284	($173,735)			$1,116,000	$17,565,403	$17,534,768	$30,636
2004/2005	$10,662,000	$23.050	$244,707	$1,357,123	$2,013		$1,023,000	$1,053,000	$18,531,001	$17,852,092	$678,909
2005/2006	$11,659,200	$22.000	$256,420	$1,353,775	$1,610	$17,852,092		$1,096,000	$679,163	$463,933	$215,230
2006/2007	$12,752,300	$21.980	$280,280	$1,438,294	$37,309	$463,933		$1,158,014	$252,540	$27,643	$224,897
2007/2008	$13,466,400	$22.160	$298,492	$1,440,772	$65,826			$1,152,229	$328,315	$88,608	$239,707
2008/2009	$13,994,200	$22.316	$312,559	$1,425,968	$35,842			$1,145,688	$396,436	$138,263	$258,173
2009/2010	$12,749,900	$23.350	$298,085	$1,419,071	$34,743	$150		$1,140,132	$450,175	$173,337	$276,838
2010/2011	$11,349,500	$24.545	$278,581	$1,292,734	$34,066	$33,112		$1,161,822	$425,461	$0	$425,461
2011/2012	$11,539,600	$24.672	$284,709	$1,334,386	$25,194	$28,543		$1,147,690	$520,125	$0	$520,125
2012/2013	$11,200,600	$25.541	$286,079	$1,330,834	$20,844	$10,158		$1,044,755	$530,811	$0	$530,811
2013/2014	$10,875,100	$25.987	$282,611	$1,329,510	$23,730	$32,075		$521,139	($3,294)	$0	($3,294)
2014/2015	$10,539,300	$26.145	$275,554	$1,332,073	$21,953	$27,547		$1,547,398	$508,991	$0	$481,991
2015/2016	$10,624,400	$25.949	$275,690	$1,716,582	$19,052	$10,783		$950,000	$26,368	$0	$26,368
2016/2017	$10,921,800	$26.983	$294,704	$1,190,474	$31,460	$66,688		$3,636,410	$2,731,780	$0	$2,731,780
2017/2018	$11,391,600	$26.305	$299,651	$1,195,148	$15,524	$46,299			$1,805,508	$0	$1,805,508
2018/2019	$10,627,800	$25.106	$266,819	$1,201,566	$211,692	$150			$1,082,303	$0	$1,082,303
2019/2020	$10,627,800	$25.106	$266,822	$1,208,911					$140,213	$0	$140,213
2020/2021	$10,627,800	$25.106	$266,822	$1,021,545					($614,511)	$0	($614,511)
2021/2022	$10,627,800	$25.106	$266,822	$378,345					($726,034)	$0	($726,034)
2022/2023	$10,627,800	$25.106	$266,822	$255,173					($714,385)	$0	($714,385)
2023/2024	$10,627,800	$25.106	$266,822	$79,275					($526,838)	$0	($526,838)
2024/2025	$10,627,800	$25.106	$266,822	$77,250					($337,267)	$0	($337,267)

Debt Balance as of: 1/1/2019 $4,222,065

Statutory Closing Year: 9/22/2025

Future Increment: $1,600,929

TIF #14 - MERCY MEDICAL CENTER (0522-1040) PERFORMANCE REPORT

DEPARTMENT: COMMUNITY DEVELOPMENT

FUND: CAPITAL PROJECT

MISSION STATEMENT

TID #14 was created in 2000 to assist with rehabilitation of the vacant former Mercy Medical Center on Hazel Street. The size of the TID is just over 17 acres and over its lifespan the City anticipates investing $3,900,000 to facilitate redevelopment through development assistance grants to construct the Lakefront Manor and Townhouses 58 units and rehabilitation of the main hospital facility, which resulted in a portion of the hospital being rehabilitated into the Parkside Apartments 34 units and one Affinity doctors office. TID #14 was also the City's first use of the Pay-Go development assistance program.

STRATEGIC PLAN GOALS

1
2
3
4

2019 ACCOMPLISHMENTS

- Continue Pay-go
-
-
-

2020 GOALS

- Collaborate with Habitat to build single family homes on remaining land
- Final Pay-go Payment in 2020
-
-

TOTAL REVENUES and EXPENDITURES

	2017 Actuals	2018 Actuals	2019 Adopted	2019 Projected	2020 Adopted
BEGINNING FUND BALANCE	**773,429**	**777,325**	**759,545**	**759,545**	**798,845**
REVENUE TOTAL	**494,712**	**489,774**	**489,800**	**503,900**	**503,900**
Personnel Exp	0	0	0	0	0
Operating Exp	453,588	507,554	464,700	464,600	469,100
EXPENSE TOTAL	**453,588**	**507,554**	**464,700**	**464,600**	**469,100**
SURPLUS / DEFICIT	**41,124**	**-17,780**	**25,100**	**39,300**	**34,800**
FUND BALANCE	**777,325**	**759,545**	**784,645**	**798,845**	**833,645**

BUDGET VARIANCES

KEY PERFORMANCE INDICATORS

Contact Information

Allen Davis, Director Community Development,
920-236-5055, adavis@ci.oshkosh.wi.us

MERCY MEDICAL CENTER
TIF #14 - Fund 522

7/31/2019

YEAR	PROJECTED TAX INCREMENT	EQUALIZED TAX RATE	TIF AMOUNT	DEBT SERVICE	DEVELOPER AGREEMENT	EXEMPT COMPUTER AID	OTHER EXPENSE	NEW BORROWING	END OF YEAR BALANCE WITH LAND	LAND	END OF YEAR CASH BALANCE
2000/2001	$0	$23.580	$0					$366,000	$366,000	$365,996	$4
2001/2002	$261,000	$24.290	$6,351	$33,750	$26,391			$137,000	$501,992	$502,996	($1,004)
2002/2003	$1,509,700	$23.510	$35,487	$44,013				$709,000	$1,202,466	$899,388	$303,078
2003/2004	$2,854,400	$22.840	$65,166	$79,683				$262,000	$1,449,949	$1,352,261	$97,687
2004/2005	$3,254,200	$23.050	$74,688	$104,032				$16,514	$1,437,119	$1,352,261	$84,858
2005/2006	$5,198,200	$22.000	$114,323	$121,594	$5,407				$1,435,256	$1,352,261	$82,994
2006/2007	$5,795,700	$21.980	$127,382	$122,370	$95,147				$1,535,415	$1,378,381	$157,034
2007/2008	$6,416,100	$22.160	$142,217	$113,829	$4,380	$204		($100,116)	$1,468,272	$1,378,381	$89,890
2008/2009	$8,762,200	$22.316	$195,703	$113,911	$5,961	$130			$1,556,154	$1,378,381	$177,773
2009/2010	$29,437,300	$23.350	$688,226	$114,258	$4,903	$87	$150		$2,134,961	$1,378,381	$756,580
2010/2011	$22,293,400	$24.547	$547,206	$106,881	$2,144	$59	$804,769		$394,340	$0	$394,340
2011/2012	$24,680,500	$24.672	$608,927	$104,135		$37	$385,877		$513,292	$0	$513,292
2012/2013	$24,651,700	$25.541	$629,639	$104,935		$23	$388,946		$649,073	$0	$649,073
2013/2014	$18,165,900	$25.987	$472,077	$108,272		$16	$269,388		$743,506	$0	$743,506
2014/2015	$18,179,500	$26.145	$475,310	$111,060		$251	$334,580		$773,427	$0	$773,427
2015/2016	$18,070,500	$25.949	$468,908	$108,610		$161	$397,686		$736,200	$0	$736,200
2016/2017	$18,329,000	$26.983	$494,573	$110,873		$108	$342,026		$777,983	$660	$777,323
2017/2018	$18,615,200	$26.305	$489,664	$107,754		$110	$399,544		$760,459	$660	$759,800
2018/2019	$19,971,400	$25.106	$501,396	$109,415		$2,488	$1,521		$1,153,406	$660	$1,152,746
2019/2020	$19,971,400	$25.106	$501,402	$105,805					$1,549,003	$660	$1,548,343
2020/2021	$19,971,400	$25.106	$501,402	$82,413					$1,967,993	$660	$1,967,333
2021/2022	$19,971,400	$25.106	$501,402	$69,315					$2,400,080	$660	$2,399,420
2022/2023	$19,971,400	$25.106	$501,402	$61,410					$2,840,072	$660	$2,839,412
2023/2024	$19,971,400	$25.106	$501,402	$0					$3,341,474	$660	$3,340,814
2024/2025	$19,971,400	$25.106	$501,402	$0					$3,842,876	$660	$3,842,216
2025/2026	$19,971,400	$25.106	$501,402	$0					$4,344,278	$660	$4,343,618
2026/2027	$19,971,400	$25.106	$501,402	$0					$4,845,680	$660	$4,845,020

Debt Balance as of: 1/1/2019 $428,358

Statutory Closing Year: 6/13/2027

Future Increment: $4,011,216

TIF #15 - PARK PLAZA / COMMERCE ST (0524-1040) PERFORMANCE REPORT

DEPARTMENT: COMMUNITY DEVELOPMENT

FUND: CAPITAL PROJECT

MISSION STATEMENT

TID #15 was created in 2001 in a portion of the former Park Plaza mall to create Class A office space in order to retain 4-Imprint in the community. TIF was used as a development assistance grant to offset project costs. The size of the TID is 1.3 acres and during the life of the TID, it is anticipated the City will invest $1,089,077 to assist this development.

STRATEGIC PLAN GOALS

1
2
3
4

2019 ACCOMPLISHMENTS

- Begin Implementing Central City Investment Strategy
-
-
-

2020 GOALS

- Continue paying down debt
-
-
-

TOTAL REVENUES and EXPENDITURES

	2017 Actuals	2018 Actuals	2019 Adopted	2019 Projected	2020 Adopted
BEGINNING FUND BALANCE	**1,972,804**	**2,318,023**	**2,448,566**	**2,448,566**	**2,575,766**
REVENUE TOTAL	**273,031**	**247,900**	**247,900**	**253,700**	**253,700**
Personnel Exp	0	0	0	0	0
Operating Exp	111,799	117,357	116,200	126,500	126,500
EXPENSE TOTAL	**111,799**	**117,357**	**116,200**	**126,500**	**126,500**
SURPLUS / DEFICIT	**161,232**	**130,543**	**131,700**	**127,200**	**127,200**
FUND BALANCE	**2,318,023**	**2,448,566**	**2,580,266**	**2,575,766**	**2,702,966**

BUDGET VARIANCES

KEY PERFORMANCE INDICATORS

Contact Information

Allen Davis, Director Community Development,
920-236-5055, adavis@ci.oshkosh.wi.us

PARK PLAZA/COMMERCE STREET
TIF #15 - Fund 524

7/31/2019

YEAR	PROJECTED TAX INCREMENT	EQUALIZED TAX RATE	TIF AMOUNT	DEBT SERVICE	EXEMPT COMPUTER AID	OTHER EXPENSES	OTHER REVENUE	END OF YEAR BALANCE WITH LAND	LAND	END OF YEAR CASH BALANCE
2001/2002	$0	$24.290	$0					$600,000	$600,000	$0
2002/2003	$7,440,000	$23.510	$174,885	$51,980	$56,345			$779,251	$600,000	$179,251
2003/2004	$7,280,400	$22.840	$166,211	$47,231	$55,361			$953,592	$600,000	$353,592
2004/2005	$7,263,000	$23.050	$166,696	$47,862	$43,280			$1,115,705	$600,000	$515,705
2005/2006	$7,328,100	$22.000	$161,166	$47,350	$38,591			$1,268,112	$600,000	$668,112
2006/2007	$7,267,300	$21.980	$159,726	$47,763	$27,225			$1,407,301	$600,000	$807,301
2007/2008	$7,362,900	$22.160	$163,204	$47,054	$36,374			$1,559,825	$600,000	$959,825
2008/2009	$7,786,500	$22.316	$173,911	$47,232	$36,207			$1,722,710	$600,000	$1,122,710
2009/2010	$7,368,600	$23.350	$172,273	$47,283	$36,189	$150		$1,883,740	$600,000	$1,283,740
2010/2011	$7,750,300	$24.545	$190,236	$39,179	$34,111	$746		$1,468,162	$0	$1,468,162
2011/2012	$7,876,900	$24.672	$194,342	$47,809	$34,643	$152,713		$1,496,625	$0	$1,496,625
2012/2013	$7,461,700	$25.541	$190,582	$46,145	$35,505	$45,606		$1,630,961	$0	$1,630,961
2013/2014	$7,532,000	$25.987	$195,734	$45,357	$38,640	$7,762		$1,812,216	$0	$1,812,216
2014/2015	$7,526,000	$26.145	$196,770	$44,395	$41,480	$33,270		$1,972,801	$0	$1,972,801
2015/2016	$7,736,900	$25.949	$200,763	$43,345	$45,670	$19,099		$2,156,790	$0	$2,156,790
2016/2017	$8,459,100	$26.983	$228,252	$42,208	$44,778	$69,592		$2,318,021	$0	$2,318,021
2017/2018	$7,696,900	$26.305	$202,463	$45,845	$45,437	$71,512		$2,448,564	$0	$2,448,564
2018/2019	$8,212,200	$25.106	$206,173	$44,335	$47,519	$3,650		$2,654,271	$0	$2,654,271
2019/2020	$8,212,200	$25.106	$206,175	$42,755				$2,817,691	$0	$2,817,691
2020/2021	$8,212,200	$25.106	$206,175	$45,968				$2,977,899	$0	$2,977,899
2021/2022	$8,212,200	$25.106	$206,175	$0				$3,184,075	$0	$3,184,075
2022/2023	$8,212,200	$25.106	$206,175	$0				$3,390,250	$0	$3,390,250
2023/2024	$8,212,200	$25.106	$206,175	$0				$3,596,426	$0	$3,596,426
2024/2025	$8,212,200	$25.106	$206,175	$0				$3,802,601	$0	$3,802,601
2025/2026	$8,212,200	$25.106	$206,175	$0				$4,008,777	$0	$4,008,777
2026/2027	$8,212,200	$25.106	$206,175	$0				$4,214,952	$0	$4,214,952
2027/2028	$8,212,200	$25.106	$206,175	$0				$4,421,128	$0	$4,421,128

Debt Balance as of: 1/1/2019 $133,058

Statutory Closing Year: 1/9/2028

Future Increment: $1,855,579

TIF #16 - 100 BLOCK REDEVELOPMENT (0526-1040) PERFORMANCE REPORT

DEPARTMENT: COMMUNITY DEVELOPMENT

FUND: CAPITAL PROJECT

MISSION STATEMENT

TID #16 was a blighted area that was created in 2001 for the 100 block of N. Main Street to help offset overall development costs through provisions of a development assistance grant to the developer of the property. The size of the TID is 2.08 acres and over the lifetime of the TID the City anticipates investing $1,827,000 to encourage redevelopment in the area. TID #16 has facilitated a significant redevelopment of a highly visible downtown location which includes a 62 unit apartment complex with commercial tenants on the ground floor.

STRATEGIC PLAN GOALS

1
2
3
4

2019 ACCOMPLISHMENTS

- Continue paying down debt
-
-
-

2020 GOALS

- Continue paying down debt
- Implement Central City Investment Strategy
-
-

TOTAL REVENUES and EXPENDITURES

	2017 Actuals	2018 Actuals	2019 Adopted	2019 Projected	2020 Adopted
BEGINNING FUND BALANCE	**1,385,421**	**1,091,112**	**922,356**	**922,356**	**742,856**
REVENUE TOTAL	**138,080**	**127,125**	**127,100**	**130,200**	**130,200**
Personnel Exp	0	0	0	0	0
Operating Exp	294,919	295,881	310,900	309,700	306,400
EXPENSE TOTAL	**294,919**	**295,881**	**310,900**	**309,700**	**306,400**
SURPLUS / DEFICIT	**-156,838**	**-168,756**	**-183,800**	**-179,500**	**-176,200**
FUND BALANCE	**1,091,112**	**922,356**	**738,556**	**742,856**	**566,656**

BUDGET VARIANCES

KEY PERFORMANCE INDICATORS

Contact Information

Allen Davis, Director Community Development,
920-236-5055, adavis@ci.oshkosh.wi.us

100 BLOCK REDEVELOPMENT
TIF #16 - FUND 526

7/31/2019

YEAR	PROJECTED TAX INCREMENT	EQUALIZED TAX RATE	TIF AMOUNT	DEBT SERVICE	OTHER REVENUE	OTHER EXPENSE	NEW BORROWING	FROM OTHER TIFs	END OF YEAR BALANCE WITH LAND	LAND	END OF YEAR CASH BALANCE
2001/2002	$0	$24.290	$0	$87,144			$2,327,945		$2,240,801	$2,228,313	$12,488
2002/2003	$0	$23.510	$0	$253,262			$437,154		$2,424,693	$2,228,313	$196,380
2003/2004	$3,560,800	$22.840	$81,293	$259,867					$2,246,119	$2,228,313	$17,806
2004/2005	$6,292,100	$23.050	$144,412	$256,504					$2,134,027	$2,228,313	($94,285)
2005/2006	$6,669,600	$22.000	$146,684	$258,568					$2,022,143	$2,228,313	($206,170)
2006/2007	$7,003,100	$21.980	$153,920	$258,473	$203			$426,000	$2,343,793	$2,230,713	$113,080
2007/2008	$4,878,400	$22.160	$108,133	$259,442	$150,086			$981,000	$3,323,570	$2,230,713	$1,092,857
2008/2009	$5,004,300	$22.316	$111,771	$258,278	$5,876			$170,000	$3,352,938	$2,230,713	$1,122,225
2009/2010	$4,495,100	$23.350	$105,093	$259,724	$58	$150		$170,000	$3,368,215	$2,230,713	$1,137,502
2010/2011	$4,639,500	$24.545	$113,880	$229,781	$39	$746		$170,000	$1,190,894	$0	$1,190,894
2011/2012	$4,599,500	$24.672	$113,481	$228,658	$37	$1,663		$650,000	$1,724,091	$0	$1,724,091
2012/2013	$4,577,600	$25.541	$116,918	$225,939	$18	$150			$1,614,938	$0	$1,614,938
2013/2014	$4,708,900	$25.987	$122,370	$231,748	$94	$6,434			$1,499,220	$0	$1,499,220
2014/2015	$4,904,200	$26.145	$128,222	$233,503	$58	$8,578			$1,385,419	$0	$1,385,419
2015/2016	$5,095,700	$25.949	$132,227	$229,762	$151	$40,087			$1,247,948	$0	$1,247,948
2016/2017	$5,097,200	$26.983	$137,538	$235,223	$542	$59,696			$1,091,109	$0	$1,091,109
2017/2018	$4,811,900	$26.305	$126,575	$235,002	$550	$60,879			$922,353	$0	$922,353
2018/2019	$5,138,600	$25.106	$129,008	$239,040	$1,178	$150			$813,349	$0	$813,349
2019/2020	$5,138,600	$25.106	$129,010	$237,040					$705,319	$0	$705,319
2020/2021	$5,138,600	$25.106	$129,010	$244,410					$589,919	$0	$589,919
2021/2022	$5,138,600	$25.106	$129,010	$35,840					$683,088	$0	$683,088
2022/2023	$5,138,600	$25.106	$129,010	$0					$812,098	$0	$812,098
2023/2024	$5,138,600	$25.106	$129,010	$0					$941,108	$0	$941,108
2024/2025	$5,138,600	$25.106	$129,010	$0					$1,070,117	$0	$1,070,117
2025/2026	$5,138,600	$25.106	$129,010	$0					$1,199,127	$0	$1,199,127
2026/2027	$5,138,600	$25.106	$129,010	$0					$1,328,137	$0	$1,328,137
2027/2028	$5,138,600	$25.106	$129,010	$0					$1,457,146	$0	$1,457,146

Debt Balance as of: 1/1/2019 $756,330

Statutory Closing Year: 5/22/2028

Future Increment: $1,161,087

Note: In 2008, the $981,000 of donor funds comes from: TID #9 ($810,000) and TID #7 ($171,000)
All other years are funded solely by TID #7

TIF #17 - CITY CENTER REDEVELOPMENT (0530-1040) PERFORMANCE REPORT

DEPARTMENT: COMMUNITY DEVELOPMENT

FUND: CAPITAL PROJECT

MISSION STATEMENT

TID #17 was a blighted area TID that was created in 2001 around the former Park Plaza Mall to help offset rehabilitation costs to renovate from retain to office space. TIF has been used to reimburse the developer from improvements at the site and in turn the developer has agreed to cooperate with the City to allow for installation of the river walk along the property. Public improvement to the property included streetscaping and installation of a bike path and pedestrian mall.

STRATEGIC PLAN GOALS

1
2
3
4

2019 ACCOMPLISHMENTS

- Continue to pay debt payments
-
-
-

2020 GOALS

- Continue to pay debt payments
- Install signage along riverwalk
-
-

TOTAL REVENUES and EXPENDITURES

	2017 Actuals	2018 Actuals	2019 Adopted	2019 Projected	2020 Adopted
BEGINNING FUND BALANCE	**1,082,319**	**911,637**	**794,017**	**794,017**	**675,117**
REVENUE TOTAL	**360,435**	**328,684**	**328,700**	**328,100**	**328,100**
Personnel Exp	0	0	0	0	0
Operating Exp	439,865	446,305	447,100	447,000	446,100
EXPENSE TOTAL	**439,865**	**446,305**	**447,100**	**447,000**	**446,100**
SURPLUS / DEFICIT	**-79,430**	**-117,621**	**-118,400**	**-118,900**	**-118,000**
FUND BALANCE	**911,637**	**794,017**	**675,617**	**675,117**	**557,117**

BUDGET VARIANCES

KEY PERFORMANCE INDICATORS

Contact Information

Allen Davis, Director Community Development,
920-236-5055, adavis@ci.oshkosh.wi.us

CITY CENTER REDEVELOPMENT
TIF #17 - Fund 530

7/31/2019

YEAR	PROJECTED TAX INCREMENT	EQUALIZED TAX RATE	TIF AMOUNT	DEBT SERVICE	EXEMPT COMPUTER AID	OTHER REVENUE/ (EXPENSES)	NEW BORROWING	DUE FROM TIF 25 (CITY CENTER HOTEL)	END OF YEAR BALANCE WITH LAND	LAND	END OF YEAR CASH BALANCE
2001/2002	$0	$24.290	$0						$506,075	$21,430	$484,644
2002/2003	$3,698,900	$23.510	$86,947	$54,147	$10,745		$345,657		$895,276	$328,657	$566,620
2003/2004	$6,081,400	$22.840	$138,838	$80,463	$70,243				$1,023,894	$635,560	$388,335
2004/2005	$6,284,600	$23.050	$144,240	$77,770	$48,143	$20,319	$700,000		$1,858,826	$1,389,719	$469,108
2005/2006	$6,264,600	$22.000	$137,777	$78,820	$30,715				$1,948,498	$1,412,630	$535,868
2006/2007	$6,326,400	$21.980	$139,047	$134,614	$10,049				$1,962,980	$1,413,327	$549,652
2007/2008	$8,409,900	$22.160	$186,411	$135,348	$7,379				$2,021,422	$1,445,961	$575,461
2008/2009	$11,411,700	$22.316	$254,879	$134,667	$32,819				$2,174,453	$1,486,173	$688,280
2009/2010	$10,513,900	$23.350	$245,808	$135,389	$129,033	($150)			$2,413,756	$1,506,252	$907,504
2010/2011	$10,646,500	$24.545	$261,325	$129,856	$91,668	($281,477)	$1,599,200		$2,448,364	$0	$2,448,364
2011/2012	$10,372,400	$24.672	$255,912	$256,194	$415,131	($3,195,178)	$2,601,123		$2,269,158	$0	$2,269,158
2012/2013	$11,856,300	$25.541	$302,826	$572,342	$133,731	($867,237)			$1,266,136	$0	$1,266,136
2013/2014	$12,079,600	$25.987	$313,913	$448,243	$78,522	($10,399)			$1,199,928	$0	$1,199,928
2014/2015	$11,639,200	$26.145	$304,311	$440,628	$57,258	($38,552)			$1,082,317	$0	$1,082,317
2015/2016	$11,724,400	$25.949	$304,234	$437,825	$49,500	($7,160)		$900,000	$91,066	$0	$91,066
2016/2017	$11,683,300	$26.983	$315,252	$439,715	$45,183	($150)		$443,000	($431,364)	$0	($431,364)
2017/2018	$10,752,400	$26.305	$282,837	$446,155	$45,847	($150)			($548,985)	$0	($548,985)
2018/2019	$11,144,900	$25.106	$279,801	$446,870	$48,329	($150)			($667,874)	$0	($667,874)
2019/2020	$11,144,900	$25.106	$279,804	$442,045					($830,115)	$0	($830,115)
2020/2021	$11,144,900	$25.106	$279,804	$436,815					($987,127)	$0	($987,127)
2021/2022	$11,144,900	$25.106	$279,804	$391,215					($1,098,538)	$0	($1,098,538)
2022/2023	$11,144,900	$25.106	$279,804	$368,366					($1,187,100)	$0	($1,187,100)
2023/2024	$11,144,900	$25.106	$279,804	$375,669					($1,282,965)	$0	($1,282,965)
2024/2025	$11,144,900	$25.106	$279,804	$370,675					($1,373,836)	$0	($1,373,836)
2025/2026	$11,144,900	$25.106	$279,804	$320,250					($1,414,282)	$0	($1,414,282)
2026/2027	$11,144,900	$25.106	$279,804	$320,450					($1,454,928)	$0	($1,454,928)
2027/2028	$11,144,900	$25.106	$279,804	$315,300					($1,490,425)	$0	($1,490,425)

Debt Balance as of: 1/1/2019 $3,787,655

Statutory Closing Year: 9/25/2028

Future Increment: $2,518,235

TIF #18 - SW INDUSTRIAL PARK EXPANSION (0532-1040) PERFORMANCE REPORT

DEPARTMENT: COMMUNITY DEVELOPMENT

FUND: CAPITAL PROJECT

MISSION STATEMENT

TID #18 was created in 2002 to fund the infrastructure costs to expand the Southwest Industrial Park. The expansion area of the park is approximately 178 acres and borders Highway 91 to the south and the Wisconsin and Southern Railroad to the north. Over the lifetime of the TID the City anticipates investing $4,000,000 in costs to put in the roads, sewer, and utilities to make available parcels in the park "development ready" for businesses seeking to locate there.

STRATEGIC PLAN GOALS

1 Economic Development Strategy
2
3
4

2019 ACCOMPLISHMENTS

- Two land sales in the Southwest Industrial Park to Viking Electric and 4imprint
- Continue paying debt service
-
-

2020 GOALS

- Install industrial signage
- Continue paying debt service
- Additional Land Sales
-

TOTAL REVENUES and EXPENDITURES

	2017 Actuals	2018 Actuals	2019 Adopted	2019 Projected	2020 Adopted
BEGINNING FUND BALANCE	**2,088,005**	**1,896,934**	**1,697,451**	**1,697,451**	**1,806,751**
Total Revenues	**481,193**	**521,108**	**521,200**	**448,400**	**448,400**
Personnel Expenses	0	0	0	0	0
Operating Expenses	315,574	321,625	338,200	339,100	335,600
Total Expenditures	**315,574**	**321,625**	**338,200**	**339,100**	**335,600**
SURPLUS / DEFICIT	**165,619**	**199,483**	**183,000**	**109,300**	**112,800**
FUND BALANCE	**1,896,934**	**1,697,451**	**1,880,451**	**1,806,751**	**1,919,551**

BUDGET VARIANCES

KEY PERFORMANCE INDICATORS

Contact Information

Allen Davis, Director Community Development,
920-236-5055, adavis@ci.oshkosh.wi.us

SW INDUSTRIAL PARK EXPANSION
TIF #18 - Fund 532

7/31/2019

YEAR	PROJECTED TAX INCREMENT	EQUALIZED TAX RATE	TIF AMOUNT	DEBT SERVICE	STATE & OTHER REVENUE	OTHER EXPENSE	NEW BORROWING	END OF YEAR BALANCE WITH LAND	LAND	END OF YEAR CASH BALANCE
2001/2002	$0	$24.290	$0					$2,564,569		$2,564,569
2002/2003	$0	$23.050	$0	$212,734			$850,000	$3,201,835	$90,408	$3,111,427
2003/2004	$0	$22.840	$0	$275,322				$2,926,513	$1,927,594	$998,919
2004/2005	$0	$23.050	$0	$281,721			$383,948	$3,028,740	$2,819,679	$209,061
2005/2006	$0	$22.000	$0	$309,882				$2,718,858	$2,682,527	$36,331
2006/2007	$0	$21.980	$0	$312,060	$32,833			$2,439,631	$3,240,023	($800,392)
2007/2008	$5,788,500	$22.160	$128,306	$357,655	$13,794		$311,230	$2,535,306	$3,246,626	($711,320)
2008/2009	$7,382,100	$22.316	$164,879	$342,952				$2,357,232	$3,274,596	($917,363)
2009/2010	$12,897,000	$23.350	$301,524	$342,973	$1,482	$150		$2,317,115	$3,282,846	($965,731)
2010/2011	$15,248,100	$24.545	$374,275	$324,610	$3,009	$23,703		($936,760)	$0	($936,760)
2011/2012	$15,185,800	$24.672	$374,670	$319,972	$2,369	$19,450		($899,143)	$0	($899,143)
2012/2013	$15,910,200	$25.541	$406,369	$325,696	$1,469	$30,487		($847,488)	$0	($847,488)
2013/2014	$16,666,600	$25.987	$433,115	$324,903	$2,027	$1,425,291		($2,162,540)	$0	($2,162,540)
2014/2015	$16,663,400	$26.145	$435,671	$315,105	$1,676	$47,706		($2,088,004)	$0	($2,088,004)
2015/2016	$13,335,400	$25.949	$346,038	$319,827	$1,567	$2,328		($2,062,554)	$0	($2,062,554)
2016/2017	$17,779,700	$26.983	$479,752	$313,250	$1,441	$2,324		($1,896,935)	$0	($1,896,935)
2017/2018	$19,755,000	$26.305	$519,646	$321,475	$1,462	$150		($1,697,452)	$0	($1,697,452)
2018/2019	$17,700,700	$25.106	$444,389	$329,050	$4,019	$150		($1,578,244)	$0	($1,578,244)
2019/2020	$17,700,700	$25.106	$444,394	$325,550				($1,459,401)	$0	($1,459,401)
2020/2021	$17,700,700	$25.106	$444,394	$331,313				($1,346,320)	$0	($1,346,320)
2021/2022	$17,700,700	$25.106	$444,394	$121,225				($1,023,151)	$0	($1,023,151)
2022/2023	$17,700,700	$25.106	$444,394	$42,400				($621,157)	$0	($621,157)
2023/2024	$17,700,700	$25.106	$444,394	$41,200				($217,964)	$0	($217,964)
2024/2025	$17,700,700	$25.106	$444,394	$0				$226,430	$0	$226,430
2025/2026	$17,700,700	$25.106	$444,394	$0				$670,824	$0	$670,824
2026/2027	$17,700,700	$25.106	$444,394	$0				$1,115,218	$0	$1,115,218
2027/2028	$17,700,700	$25.106	$444,394	$0				$1,559,612	$0	$1,559,612
2028/2029	$17,700,700	$25.106	$444,394	$0				$2,004,005	$0	$2,004,005

Debt Balance as of: 1/1/2019 $1,190,738

Statutory Closing Year: 7/9/2029

Future Increment: $4,443,938

TIF #19 - NW INDUSTRIAL PARK EXPANSION (0528-1040) PERFORMANCE REPORT

DEPARTMENT: COMMUNITY DEVELOPMENT

FUND: CAPITAL PROJECT

MISSION STATEMENT

TID #19 was created in 2003 to fund the infrastructure costs to expand the Northwest Industrial Park. The expansion area of the park is approximately 54 acres and is bordered on the south by Snell Road and to the west by Vinland Street. Over the lifetime of the TID the City anticipates investing $3,000,000 in costs to acquire land and put in the roads, sewer, and utilities to make available parcels in the park "development ready" for businesses seeking to locate there.

STRATEGIC PLAN GOALS

1 Economic Development Strategy
2
3
4

2019 ACCOMPLISHMENTS

- Continue paying down debt
-
-
-

2020 GOALS

- Continue paying down debt
-
-
-

TOTAL REVENUES and EXPENDITURES

	2017 Actuals	2018 Actuals	2019 Adopted	2019 Projected	2020 Adopted
BEGINNING FUND BALANCE	**113,823**	**337,702**	**428,800**	**428,800**	**490,400**
REVENUE TOTAL	**246,620**	**229,659**	**229,700**	**218,000**	**218,000**
Personnel Exp	0	0	0	0	0
Operating Exp	127,859	138,561	144,500	156,400	164,400
EXPENSE TOTAL	**127,859**	**138,561**	**144,500**	**156,400**	**164,400**
SURPLUS / DEFICIT	**118,762**	**91,098**	**85,200**	**61,600**	**53,600**
FUND BALANCE	**337,702**	**428,800**	**514,000**	**490,400**	**544,000**

BUDGET VARIANCES

KEY PERFORMANCE INDICATORS

Contact Information

Allen Davis, Director Community Development,
920-236-5055, adavis@ci.oshkosh.wi.us

NW INDUSTRIAL PARK EXPANSION
TIF #19 - Fund 528

7/31/2019

YEAR	PROJECTED TAX INCREMENT	EQUALIZED TAX RATE	TIF AMOUNT	EXEMPT COMPUTER AID	OTHER REVENUE (EXPENSE)	DEBT SERVICE	NEW BORROWING	END OF YEAR BALANCE WITH LAND	LAND	END OF YEAR CASH BALANCE
2003/2004	$0	$22.840	$0			$39,142		$895,858	$1,020,503	($124,645)
2004/2005	$0	$23.050	$0			$78,556	$845,305	$1,662,607	$1,647,037	$15,570
2005/2006	$609,000	$22.000	$13,394			$138,320		$1,537,681	$1,547,227	($9,546)
2006/2007	$4,424,200	$21.980	$97,239	$2,497	$18,686	$138,940		$1,517,162	$1,551,091	($33,928)
2007/2008	$6,804,800	$22.160	$150,833	$550		$155,792	($120,000)	$1,392,754	$1,552,520	($159,766)
2008/2009	$8,103,700	$22.316	$180,995	$1,508	($444)	$131,464	$140,000	$1,583,350	$1,552,520	$30,830
2009/2010	$8,296,900	$23.350	$193,976	$2,490	($150)	$140,733		$1,638,933	$1,552,520	$86,413
2010/2011	$8,340,600	$24.545	$204,725	$2,479	($2,594)	$137,449		$153,574	$0	$153,574
2011/2012	$8,414,600	$24.672	$207,608	$2,566	($6,963)	$137,507		$219,278	$0	$219,278
2012/2013	$8,396,100	$25.541	$214,448	$2,337	($5,257)	$139,706		$291,100	$0	$291,100
2013/2014	$9,486,900	$25.987	$246,536	$1,723	($8,736)	$132,630		$397,993	$0	$397,993
2014/2015	$9,514,800	$26.145	$248,768	$8,685	($33,318)	$508,306		$113,822	$0	$113,822
2015/2016	$9,302,100	$25.949	$241,378	$6,645	($19,218)	$123,688		$218,939	$0	$218,939
2016/2017	$8,888,200	$26.983	$239,831	$6,789	($44,815)	$83,043		$337,701	$0	$337,701
2017/2018	$8,468,900	$26.305	$222,770	$6,889	($57,635)	$80,926		$428,799	$0	$428,799
2018/2019	$8,360,600	$25.106	$209,899	$8,136	($150)	$78,859		$567,825	$0	$567,825
2019/2020	$8,360,600	$25.106	$209,901			$77,200		$700,526	$0	$700,526
2020/2021	$8,360,600	$25.106	$209,901			$75,100		$835,327	$0	$835,327
2021/2022	$8,360,600	$25.106	$209,901			$73,200		$972,028	$0	$972,028
2022/2023	$8,360,600	$25.106	$209,901			$30,900		$1,151,030	$0	$1,151,030
2023/2024	$8,360,600	$25.106	$209,901					$1,360,931	$0	$1,360,931
2024/2025	$8,360,600	$25.106	$209,901					$1,570,832	$0	$1,570,832
2025/2026	$8,360,600	$25.106	$209,901					$1,780,733	$0	$1,780,733
2026/2027	$8,360,600	$25.106	$209,901					$1,990,635	$0	$1,990,635
2027/2028	$8,360,600	$25.106	$209,901					$2,200,536	$0	$2,200,536

Debt Balance as of: 1/1/2019 $335,259 * updated debt 09-11-2019

Statutory Closing Year: 5/13/2028

Future Increment: $1,889,111

TIF #20 - SOUTH SHORE REDEVELOPMENT (0534-1040) PERFORMANCE REPORT

DEPARTMENT: COMMUNITY DEVELOPMENT

FUND: CAPITAL PROJECT

MISSION STATEMENT

TID #20 is a blighted area and was created in 2005 to redevelop a large area located along the south side of the Fox River in the central city. TIF is and will be used for blight elimination through acquisition and clearance activity as well as infrastructure improvement including development of the riverwalk system. Several blighted properties have already been acquired and lands are being assembled for future redevelopment.

STRATEGIC PLAN GOALS

1
2
3
4

2019 ACCOMPLISHMENTS

- Applied for DNR Riverwalk grant for Pioneer Drive
-
-
-

2020 GOALS

- Construction of Riverwalk along Pioneer Drive
- Complete acquisition/demolition of blighted properties
- Award RFP for redevelopment along Pioneer Drive Riverwalk
-

TOTAL REVENUES and EXPENDITURES

	2017 Actuals	2018 Actuals	2019 Adopted	2019 Projected	2020 Adopted
BEGINNING FUND BALANCE	**163,087**	**6,366,228**	**6,222,500**	**6,222,500**	**5,571,500**
REVENUE TOTAL	**8,281,667**	**1,014,424**	**1,000**	**36,000**	**126,000**
Personnel Exp	0	0	0	0	0
Operating Exp	1,628,213	1,057,071	1,900,000	687,000	487,000
EXPENSE TOTAL	**1,628,213**	**1,057,071**	**1,900,000**	**687,000**	**487,000**
SURPLUS / DEFICIT	**6,653,453**	**-42,647**	**-1,899,000**	**-651,000**	**-361,000**
FUND BALANCE	**6,366,228**	**6,157,711**	**4,323,500**	**5,571,500**	**5,210,500**

BUDGET VARIANCES

KEY PERFORMANCE INDICATORS

Contact Information

Allen Davis, Director Community Development,
920-236-5055, adavis@ci.oshkosh.wi.us

SOUTH SHORE REDEVELOPMENT
TIF #20 - Fund 534

7/31/2019

YEAR	PROJECTED TAX INCREMENT	EQUALIZED TAX RATE	TIF AMOUNT	DEBT SERVICE	BUILDING RENT	EXEMPT COMPUTER AID	NEW BORROWIN G / GRANTS	OTHER REVENUE (EXPENSE)	TRANSFER FROM TIF #7	END OF YEAR BALANCE WITH LAND	LAND	END OF YEAR CASH BALANCE
2003/2004	$0	$22.840	$0					$90,967		$90,967	$17,026	$73,941
2004/2005	$0	$23.050	$0	$8,927	$6,360			($124,536)		($36,136)	$0	($36,136)
2005/2006	$0	$22.000	$0	$148,345	$23,100		$3,211,749	($738,364)		$2,312,004	$0	$2,312,004
2006/2007	$0	$21.980	$0	$277,119		$35,586	$372,500			$2,442,971	$513,425	$1,929,546
2007/2008	$0	$22.160	$0	$278,363		$39,224				$2,203,832	$1,034,228	$1,169,603
2008/2009	$0	$22.316	$0	$307,577	$7,600	$3,015	$792,933			$2,699,802	$2,158,890	$540,913
2009/2010	$0	$23.350	$0	$308,306	$35,735	$2,081	$256,068	($150)		$2,685,230	$2,392,939	$292,292
2010/2011	$0	$24.545	$0	$419,698		$2,241		($405,666)		($530,832)	$0	($530,832)
2011/2012	$0	$24.672	$0	$456,700		$1,549	$2,986,859	($1,413,298)		$587,578	$0	$587,578
2012/2013	$0	$25.541	$0	$719,471		$1,515	$678,869	($643,807)		($95,316)	$0	($95,316)
2013/2014	$0	$25.987	$0	$601,104		$1,832		($2,471,545)	$3,160,000	($6,133)	$0	($6,133)
2014/2015	$0	$26.145	$0	$602,196		$1,271		($1,604,856)	$2,375,000	$163,086	$0	$163,086
2015/2016	$0	$25.949	$0	$1,785,030		$1,233	$45,000	($3,011,515)	$4,300,000	($287,226)	$0	($287,226)
2016/2017	$0	$26.983	$0	$436,048	$25,000	$1,009	$979,933	($1,184,896)	$7,268,455	$6,366,227	$0	$6,366,227
2017/2018	$0	$26.305	$0	$438,472	$60,000	$1,024	$953,400	($718,493)		$6,223,685	$0	$6,223,685
2018/2019	$0	$25.106	$0	$440,298	$35,000	$1,049		($457,257)		$5,362,179	$0	$5,362,179
2019/2020	$0	$25.106	$0	$341,498						$5,020,681	$0	$5,020,681
2020/2021	$0	$25.106	$0	$314,047						$4,706,634	$0	$4,706,634
2021/2022	$0	$25.106	$0	$312,628						$4,394,006	$0	$4,394,006
2022/2023	$0	$25.106	$0	$301,587						$4,092,419	$0	$4,092,419
2023/2024	$0	$25.106	$0	$300,600						$3,791,819	$0	$3,791,819
2024/2025	$0	$25.106	$0	$303,025						$3,488,794	$0	$3,488,794
2025/2026	$0	$25.106	$0	$205,750						$3,283,044	$0	$3,283,044
2026/2027	$0	$25.106	$0	$205,500						$3,077,544	$0	$3,077,544
2027/2028	$0	$25.106	$0	$180,100						$2,897,444	$0	$2,897,444
2028/2029	$0	$25.106	$0	$180,300						$2,717,144	$0	$2,717,144
2029/2030	$0	$25.106	$0	$180,350						$2,536,794	$0	$2,536,794
2030/2031	$0	$25.106	$0	$180,250						$2,356,544	$0	$2,356,544
2031/2032	$0	$25.106	$0	$0						$2,356,544	$0	$2,356,544

Debt Balance as of: 1/1/2019 $3,445,933

Statutory Closing Year: 7/12/2032

Future Increment: $0

TIF #21 - FOX RIVER CORRIDOR (0536-1040) PERFORMANCE REPORT

DEPARTMENT: COMMUNITY DEVELOPMENT

FUND: CAPITAL PROJECT

MISSION STATEMENT

TID#21 was created in 2006 to assist with rehabilitation of blighted property in the central city west of Jackson Street between the Fox River and Pearl Avenue and Marion Road. The size of the TID is approximately 26 acres and over the life of the TID the City anticipates investing $4,400,000 to encourage redevelopment in the area, including property acquisition, clearance of site, infrastructure improvements, environmental remediation, site preparation, trail system and seawall improvements, docking facilities and potential developer assistance. TID #21, while still in its early stages, has already facilitated aesthetic improvement in the area and resulted in the construction of new facilities.

STRATEGIC PLAN GOALS

1 Economic Redevelopment Plan Strategy

2 Marion Road Redevelopment Plan

3

4

2019 ACCOMPLISHMENTS

- Pay-go payment for Anthem apartments
- Continue to pay debt service
-
-

2020 GOALS

- Pay-go payment for Anthem apartments
- Continue to pay debt service
-
-

TOTAL REVENUES and EXPENDITURES

	2017 Actuals	2018 Actuals	2019 Adopted	2019 Projected	2020 Adopted
BEGINNING FUND BALANCE	**53,458**	**165,719**	**479,082**	**479,082**	**488,682**
REVENUE TOTAL	**336,111**	**694,505**	**526,600**	**317,800**	**317,800**
Personnel Exp	0	0	0	0	0
Operating Exp	541,430	1,007,868	1,000,000	308,200	315,700
EXPENSE TOTAL	**541,430**	**1,007,868**	**1,000,000**	**308,200**	**315,700**
SURPLUS / DEFICIT	**-205,318**	**-313,363**	**-473,400**	**9,600**	**2,100**
FUND BALANCE	**165,719**	**849,341**	**5,682**	**488,682**	**490,782**

BUDGET VARIANCES

KEY PERFORMANCE INDICATORS

Contact Information

Allen Davis, Director Community Development,
920-236-5055, adavis@ci.oshkosh.wi.us

FOX RIVER CORRIDOR
TIF #21 - Fund 536

7/31/2019

YEAR	PROJECTED TAX INCREMENT	EQUALIZED TAX RATE	TIF AMOUNT	DEBT SERVICE	LEASE REVENUE BOND	EXEMPT COMPUTER AID	OTHER REVENUE	OTHER EXPENSE	NEW BORROWING	TRANSFER FROM TIF #7	END OF YEAR BALANCE WITH LAND	LAND	END OF YEAR CASH BALANCE
2007/2008	$0	$22.160	$0	$0		$126					$126	$0	$126
2008/2009	$1,991,400	$22.316	$44,478	$0							$44,604	$0	$44,604
2009/2010	$815,700	$23.350	$19,071	$0				$150			$63,524	$0	$63,524
2010/2011	$1,793,000	$24.545	$44,010	$0		$0	$784,716	$3,893,114	$2,015,000		($985,863)	$0	($985,863)
2011/2012	$4,937,600	$24.672	$121,822	$148,199			$1,070,429	$274,638			($216,449)	$0	($216,449)
2012/2013	$6,455,400	$25.541	$164,880	$146,069		$899	$1,596,403	$90,229	$0		$1,309,435	$0	$1,309,435
2013/2014	$5,715,700	$25.987	$148,534	$144,468	$0	$299	$24	$853,581			$460,243	$0	$460,243
2014/2015	$5,685,500	$26.145	$148,649	$147,068	$397,500	$395		$508,762		$497,500	$53,457	$0	$53,457
2015/2016	$5,700,300	$25.949	$147,916	$144,519	$6,742,350	$610	$636,000	$117,866		$6,206,350	$39,598	$0	$39,598
2016/2017	$11,049,400	$26.983	$298,147	$146,969		$467	$37,497	$394,461		$0	($165,720)	$0	($165,720)
2017/2018	$20,000,200	$26.305	$526,096	$144,269		$474	$167,935	$845,606			($461,091)	$0	($461,091)
2018/2019	$12,537,300	$25.106	$314,758	$141,569		$3,038		$126,394			($411,258)	$0	($411,258)
2019/2020	$12,537,300	$25.106	$314,761	$143,869							($240,365)	$0	($240,365)
2020/2021	$12,537,300	$25.106	$314,761	$141,019							($66,623)	$0	($66,623)
2021/2022	$12,537,300	$25.106	$314,761	$143,169							$104,970	$0	$104,970
2022/2023	$12,537,300	$25.106	$314,761	$140,044							$279,688	$0	$279,688
2023/2024	$12,537,300	$25.106	$314,761	$141,794							$452,656	$0	$452,656
2024/2025	$12,537,300	$25.106	$314,761	$143,250							$624,167	$0	$624,167
2025/2026	$12,537,300	$25.106	$314,761	$139,400							$799,528	$0	$799,528
2026/2027	$12,537,300	$25.106	$314,761	$140,000							$974,290	$0	$974,290
2027/2028	$12,537,300	$25.106	$314,761	$140,400							$1,148,651	$0	$1,148,651
2028/2029	$12,537,300	$25.106	$314,761	$140,600							$1,322,813	$0	$1,322,813
2029/2030	$12,537,300	$25.106	$314,761	$140,600							$1,496,974	$0	$1,496,974
2030/2031	$12,537,300	$25.106	$314,761	$137,700							$1,674,036	$0	$1,674,036
2031/2032	$12,537,300	$25.106	$314,761	$0							$1,988,797	$0	$1,988,797
2032/2033	$12,537,300	$25.106	$314,761	$0							$2,303,559	$0	$2,303,559

Debt Balance:		$1,833,413
Lease Revenue Bond:		$0
Total Debt Balance as of:	1/1/2019	$1,833,413

Statutory Closing Year: 2/14/2033

Future Increment: $4,406,660

TIF #23 - SW INDUSTRIAL PARK EXPANSION (0540-1040) PERFORMANCE REPORT

DEPARTMENT: COMMUNITY DEVELOPMENT

FUND: CAPITAL PROJECT

MISSION STATEMENT

TID #23 was created in 2010 to assist with continued development of the Southwest Industrial Park, one of the best performing industrial parks in the community. TID #23 is located south of 20th Avenue, north of State Highway 91 and west of S. Oakwood Road on both sides of Clairville Road. The size of the TID is approximately 266 acres. Over the lifetime of the TID the City anticipates investing $8,450,000 to acquire the land and put in the roads, sewer, and utilities to make available parcels in the park "development ready" for businesses seeking to locate there. TID #23 is new and currently vacant, but as with the rest of the industrial parks in Oshkosh, is expected to be home to many businesses, generate significant property tax increment and create jobs before it closes in 2029.

STRATEGIC PLAN GOALS

1 Economic Development Strategy
2 Railroad spur construction for use by Oshkosh businesses with WisDOT grant
3
4

2019 ACCOMPLISHMENTS

- One land sale in the Southwest Industrial Park to Illinois Cement
- $1.5 million EDA grant for street improvements
-
-

2020 GOALS

- Continue marketing and selling land
- Complete street improvements serving Transload site
-
-

TOTAL REVENUES and EXPENDITURES

	2017 Actuals	2018 Actuals	2019 Adopted	2019 Projected	2020 Adopted
BEGINNING FUND BALANCE	**629,421**	**1,802,861**	**2,208,785**	**2,208,785**	**1,757,085**
REVENUE TOTAL	**814,349**	**1,668,057**	**0**	**5,000**	**0**
Personnel Exp	0	0	0	0	0
Operating Exp	1,603,182	2,073,981	420,900	456,700	429,400
EXPENSE TOTAL	**1,603,182**	**2,073,981**	**420,900**	**456,700**	**429,400**
SURPLUS / DEFICIT	**-788,833**	**-405,924**	**-420,900**	**-451,700**	**-429,400**
FUND BALANCE	**1,802,861**	**2,211,969**	**1,787,885**	**1,757,085**	**1,327,685**

BUDGET VARIANCES

KEY PERFORMANCE INDICATORS

Contact Information

Allen Davis, Director Community Development,
920-236-5055, adavis@ci.oshkosh.wi.us

SW INDUSTRIAL PARK EXPANSION
TIF #23 - Fund 540

7/31/2019

YEAR	PROJECTED TAX INCREMENT	EQUALIZED TAX RATE	TIF AMOUNT	STATE GRANT AID	OTHER REVENUE (EXPENSE)	DEBT SERVICE	NEW BORROWING	END OF YEAR BALANCE WITH LAND	LAND	END OF YEAR CASH BALANCE
2008/2009	$0	$22.316	$0		($6,502)			($6,502)	$8,780	($15,282)
2009/2010	$0	$23.350	$0		($27,028)		$150,000	$116,470	$20,757	$95,713
2010/2011	$0	$24.545	$0		($164,474)	$14,179	$2,036,000	$1,953,060	$0	$1,953,060
2011/2012	$0	$24.672	$0		($27,761)	$199,836		$1,725,463	$0	$1,725,463
2012/2013	$0	$25.541	$0		($59,459)	$202,300		$1,463,704	$0	$1,463,704
2013/2014	$0	$25.987	$0		$188,537	$198,173		$1,454,068	$0	$1,454,068
2014/2015	$0	$26.145	$0		($3,134,343)	$199,147	$1,250,000	($629,422)	$0	($629,422)
2015/2016	$0	$25.949	$0		($555,452)	$360,455	$531,300	($1,014,029)	$0	($1,014,029)
2016/2017	$0	$26.983	$0		($366,757)	$422,076		($1,802,862)	$0	($1,802,862)
2017/2018	$0	$26.305	$0	$891,945	($911,612)	$413,100		($2,235,629)	$0	($2,235,629)
2018/2019	$0	$25.106	$0		($3,875)	$413,700		($2,653,204)	$0	($2,653,204)
2019/2020	$0	$25.106	$0			$419,149		($3,072,353)	$0	($3,072,353)
2020/2021	$0	$25.106	$0			$414,250		($3,486,603)	$0	($3,486,603)
2021/2022	$0	$25.106	$0			$414,350		($3,900,953)	$0	($3,900,953)
2022/2023	$0	$25.106	$0			$414,106		($4,315,059)	$0	($4,315,059)
2023/2024	$0	$25.106	$0			$413,506		($4,728,565)	$0	($4,728,565)
2024/2025	$0	$25.106	$0			$247,810		($4,976,375)	$0	($4,976,375)
2025/2026	$0	$25.106	$0			$61,659		($5,038,034)	$0	($5,038,034)
2026/2027	$0	$25.106	$0			$0		($5,038,034)	$0	($5,038,034)
2027/2028	$0	$25.106	$0			$0		($5,038,034)	$0	($5,038,034)
2028/2029	$0	$25.106	$0			$0		($5,038,034)	$0	($5,038,034)

Debt Balance as of: 1/1/2019 $2,798,530

Statutory Closing Year: 6/9/2029

Future Increment: $0

TIF #24 - OSHKOSH CORPORATION E-COAT (0520-1040) PERFORMANCE REPORT

DEPARTMENT: COMMUNITY DEVELOPMENT

FUND: CAPITAL PROJECT

MISSION STATEMENT

TID #24 was created in 2010 to assist with redevelopment of the area, including a 150,000 square foot E-Coat facility to be utilized by Oshkosh Corporation in fulfillment of a $3,000,000,000 defense contract. The TID is located around 333 W 29th Avenue, generally bounded by West Waukau Avenue on the south and Hughes Street on the west and north. The size of the TID is approximately 80 acres and over the life of the TID it is anticipated that the City will invest $8,000,000 which is primarily associated with providing development assistance to Oshkosh corporation for construction of the facility.

STRATEGIC PLAN GOALS

1 Economic Development Strategy
2
3
4

2019 ACCOMPLISHMENTS

- Pay go payment
-
-
-

2020 GOALS

- Pay go payment
-
-
-

TOTAL REVENUES and EXPENDITURES

	2017 Actuals	2018 Actuals	2019 Adopted	2019 Projected	2020 Adopted
BEGINNING FUND BALANCE	**10,755**	**24,051**	**32,538**	**32,538**	**28,938**
REVENUE TOTAL	**213,917**	**196,836**	**196,900**	**217,200**	**225,200**
Personnel Exp	0	0	0	0	0
Operating Exp	205,552	188,348	195,200	220,800	225,000
EXPENSE TOTAL	**205,552**	**188,348**	**195,200**	**220,800**	**225,000**
SURPLUS / DEFICIT	**8,365**	**8,488**	**1,700**	**-3,600**	**200**
FUND BALANCE	**24,051**	**32,538**	**34,238**	**28,938**	**29,138**

BUDGET VARIANCES

KEY PERFORMANCE INDICATORS

Contact Information

Allen Davis, Director Community Development,
920-236-5055, adavis@ci.oshkosh.wi.us

OSHKOSH CORP
TIF #24 - Fund 520

7/31/2019

YEAR	PROJECTED TAX INCREMENT	EQUALIZED TAX RATE	TIF AMOUNT	EXEMPT COMPUTER AID	OTHER REVENUES	DEBT SERVICE	OTHER EXPENSES	NEW BORROWING	END OF YEAR BALANCE WITH LAND	LAND	END OF YEAR CASH BALANCE
2009/2010	$0	$23.350	$0		$750,000		$751,000		($1,000)	$0	($1,000)
2010/2011	$0	$24.545	$0		$274,368		$280,871		($7,503)	$0	($7,503)
2011/2012	$7,134,500	$24.672	$176,025		$9,277		$170,334		$7,465	$0	$7,465
2012/2013	$8,163,100	$25.541	$208,497	$16,418			$224,973		$7,407	$0	$7,407
2013/2014	$8,400,900	$25.987	$218,314	$16,278			$234,592		$7,407	$0	$7,407
2014/2015	$8,263,600	$26.145	$216,055	$14,524			$227,230		$10,756	$0	$10,756
2015/2016	$8,327,900	$25.949	$216,099	$11,936			$223,104		$15,687	$0	$15,687
2016/2017	$7,617,800	$26.983	$205,552	$8,365			$205,552		$24,052	$0	$24,052
2017/2018	$7,160,300	$26.305	$188,348	$8,488			$188,348		$32,540	$0	$32,540
2018/2019	$8,411,800	$25.106	$211,184	$9,607			$150		$253,181	$0	$253,181
2019/2020	$8,411,800	$25.106	$211,187						$464,367	$0	$464,367
2020/2021	$8,411,800	$25.106	$211,187						$675,554	$0	$675,554
2021/2022	$8,411,800	$25.106	$211,187						$886,741	$0	$886,741
2022/2023	$8,411,800	$25.106	$211,187						$1,097,927	$0	$1,097,927
2023/2024	$8,411,800	$25.106	$211,187						$1,309,114	$0	$1,309,114
2024/2025	$8,411,800	$25.106	$211,187						$1,520,301	$0	$1,520,301
2025/2026	$8,411,800	$25.106	$211,187						$1,731,487	$0	$1,731,487
2026/2027	$8,411,800	$25.106	$211,187						$1,942,674	$0	$1,942,674
2027/2028	$8,411,800	$25.106	$211,187						$2,153,861	$0	$2,153,861
2028/2029	$8,411,800	$25.106	$211,187						$2,365,047	$0	$2,365,047
2029/2030	$8,411,800	$25.106	$211,187						$2,576,234	$0	$2,576,234
2030/2031	$8,411,800	$25.106	$211,187						$2,787,421	$0	$2,787,421
2031/2032	$8,411,800	$25.106	$211,187						$2,998,607	$0	$2,998,607
2032/2033	$8,411,800	$25.106	$211,187						$3,209,794	$0	$3,209,794
2033/2034	$8,411,800	$25.106	$211,187						$3,420,981	$0	$3,420,981
2034/2035	$8,411,800	$25.106	$211,187						$3,632,167	$0	$3,632,167
2035/2036	$8,411,800	$25.106	$211,187						$3,843,354	$0	$3,843,354
2036/2037	$8,411,800	$25.106	$211,187						$4,054,540	$0	$4,054,540

Debt Balance as of: 1/1/2019 $0

Statutory Closing Year: 2/23/2037

Future Increment: $3,801,360

TIF #25 - CITY CENTER HOTEL (0502-1040) PERFORMANCE REPORT

DEPARTMENT: COMMUNITY DEVELOPMENT

FUND: CAPITAL PROJECT

MISSION STATEMENT

TID #25 was created in 2012 to assist with redevelopment of the City Center Hotel.

STRATEGIC PLAN GOALS

1 Economic Development Strategy
2
3
4

2019 ACCOMPLISHMENTS

. Continue making debt service payments
. Pay-go payment 75% of Available TIF increment after debt service.
.
.

2020 GOALS

. Continue making debt service payments
. Pay-go payment
.
.

TOTAL REVENUES and EXPENDITURES

	2017 Actuals	2018 Actuals	2019 Adopted	2019 Projected	2020 Adopted
BEGINNING FUND BALANCE	**1,772,294**	**1,759,879**	**1,766,237**	**1,766,237**	**1,767,637**
REVENUE TOTAL	**284,524**	**279,921**	**279,900**	**256,100**	**256,100**
Personnel Exp	0	0	0	0	0
Operating Exp	256,041	286,279	275,100	254,700	274,800
EXPENSE TOTAL	**256,041**	**286,279**	**275,100**	**254,700**	**274,800**
SURPLUS / DEFICIT	**28,483**	**-6,357**	**4,800**	**1,400**	**-18,700**
FUND BALANCE	**1,759,879**	**1,766,237**	**1,771,037**	**1,767,637**	**1,748,937**

BUDGET VARIANCES

KEY PERFORMANCE INDICATORS

Contact Information

Allen Davis, Director Community Development,
920-236-5055, adavis@ci.oshkosh.wi.us

CITY CENTER HOTEL REHABILITATION
TIF #25 - Fund 502

7/31/2019

YEAR	PROJECTED TAX INCREMENT	EQUALIZED TAX RATE	TIF AMOUNT	EXEMPT COMPUTER AID	OTHER REVENUES	DEBT SERVICE	OTHER EXPENSES	NEW BORROWING	DUE TO TIF 17 (CITY CENTER)	END OF YEAR BALANCE WITH LAND	LAND	END OF YEAR CASH BALANCE
2010/2011	$0	$24.545	$0				$31,377			($31,377)	$0	($31,377)
2011/2012	$0	$24.672	$0				$190,127			($221,504)	$0	($221,504)
2012/2013	$0	$25.541	$0		$15,820		$3,513,536	$2,000,000		($1,719,220)	$0	($1,719,220)
2013/2014	$0	$25.987	$0			$254,553	$15,171			($1,988,944)	$0	($1,988,944)
2014/2015	$5,931,400	$26.145	$155,079	$7,261	$324,346	$254,554	$15,481			($1,772,293)	$0	($1,772,293)
2015/2016	$9,838,800	$25.949	$255,305	$4,720		$254,553	$21,540		$900,000	($888,361)	$0	($888,361)
2016/2017	$10,423,100	$26.983	$281,247	$3,276		$254,553	$1,488		$443,000	($416,879)	$0	($416,879)
2017/2018	$10,515,200	$26.305	$276,597	$3,324		$254,553	$31,725			($423,236)	$0	($423,236)
2018/2019	$10,010,600	$25.106	$251,323	$4,747		$254,553	$150			($421,869)	$0	($421,869)
2019/2020	$10,010,600	$25.106	$251,326			$254,554				($425,097)	$0	($425,097)
2020/2021	$10,010,600	$25.106	$251,326			$254,553				($428,324)	$0	($428,324)
2021/2022	$10,010,600	$25.106	$251,326			$254,621				($431,619)	$0	($431,619)
2022/2023	$10,010,600	$25.106	$251,326			$0				($180,293)	$0	($180,293)
2023/2024	$10,010,600	$25.106	$251,326			$0				$71,033	$0	$71,033
2024/2025	$10,010,600	$25.106	$251,326			$0				$322,359	$0	$322,359
2025/2026	$10,010,600	$25.106	$251,326			$0				$573,685	$0	$573,685
2026/2027	$10,010,600	$25.106	$251,326			$0				$825,012	$0	$825,012
2027/2028	$10,010,600	$25.106	$251,326			$0				$1,076,338	$0	$1,076,338
2028/2029	$10,010,600	$25.106	$251,326			$0				$1,327,664	$0	$1,327,664
2029/2030	$10,010,600	$25.106	$251,326			$0				$1,578,990	$0	$1,578,990
2030/2031	$10,010,600	$25.106	$251,326			$0				$1,830,316	$0	$1,830,316
2031/2032	$10,010,600	$25.106	$251,326			$0				$2,081,642	$0	$2,081,642
2032/2033	$10,010,600	$25.106	$251,326			$0				$2,332,968	$0	$2,332,968
2033/2034	$10,010,600	$25.106	$251,326			$0				$2,584,294	$0	$2,584,294
2034/2035	$10,010,600	$25.106	$251,326			$0				$2,835,621	$0	$2,835,621
2035/2036	$10,010,600	$25.106	$251,326			$0				$3,086,947	$0	$3,086,947
2036/2037	$10,010,600	$25.106	$251,326			$0				$3,338,273	$0	$3,338,273
2037/2038	$10,010,600	$25.106	$251,326			$0				$3,589,599	$0	$3,589,599
2038/2039	$10,010,600	$25.106	$251,326			$0				$3,840,925	$0	$3,840,925

Debt Balance as of: 1/1/2019 $1,018,281

Statutory Closing Year: 5/22/2039

Future Increment: $5,026,522

TIF #26 - AVIATION BUSINESS PARK (0504-1040) PERFORMANCE REPORT

DEPARTMENT: COMMUNITY DEVELOPMENT

FUND: CAPITAL PROJECT

MISSION STATEMENT

TID #26 was created in 2013 to help finance the acquisition and development of 80 acres for aviation related businesses and manufacturers. Winnebago County purchased the land adjoining the airport.

STRATEGIC PLAN GOALS

1
2
3
4

2019 ACCOMPLISHMENTS

- Completed aviation marketing project with DOD grant funds
-
-
-

2020 GOALS

- Market and lease/ sell land
- County to design taxi-way extended to Aviation Business Park
-
-

TOTAL REVENUES and EXPENDITURES

	2017 Actuals	2018 Actuals	2019 Adopted	2019 Projected	2020 Adopted
BEGINNING FUND BALANCE	**1,603,951**	**1,839,751**	**1,545,013**	**1,545,013**	**1,122,313**
REVENUE TOTAL	**2,700**	**707,826**	**0**	**0**	**0**
Personnel Exp	0	0	0	0	0
Operating Exp	703,455	413,088	425,000	422,700	422,700
EXPENSE TOTAL	**703,455**	**413,088**	**425,000**	**422,700**	**422,700**
SURPLUS / DEFICIT	**-700,755**	**294,738**	**-425,000**	**-422,700**	**-422,700**
FUND BALANCE	**1,839,751**	**1,545,013**	**1,120,013**	**1,122,313**	**699,613**

BUDGET VARIANCES

KEY PERFORMANCE INDICATORS

Contact Information

Allen Davis, Director Community Development,
920-236-5055, adavis@ci.oshkosh.wi.us

AVIATION BUSINESS PARK
TIF #26 - Fund 504

7/31/2019

YEAR	PROJECTED TAX INCREMENT	EQUALIZED TAX RATE	TIF AMOUNT	EXEMPT COMPUTER AID	OTHER REVENUES	DEBT SERVICE	OTHER EXPENSES	NEW BORROWING	END OF YEAR BALANCE WITH LAND	LAND	END OF YEAR CASH BALANCE
2011/2012	$0	$24.672	$0				$23,535		($23,535)	$0	($23,535)
2012/2013	$0	$25.541	$0		$5,016		$675,085	$3,284,100	$2,590,496	$0	$2,590,496
2013/2014	$0	$25.987	$0		$74,091	$73,976	$388,787		$2,201,824	$0	$2,201,824
2014/2015	$0	$26.145	$0	$0	$400,368	$412,508	$585,732		$1,603,952	$0	$1,603,952
2015/2016	$0	$25.949	$0		$843,978	$412,508	$3,174,416		($1,138,994)	$0	($1,138,994)
2016/2017	$0	$26.983	$0		$2,700	$412,508	$290,946		($1,839,748)	$0	($1,839,748)
2017/2018	$0	$26.305	$0		$707,826	$412,508	$581		($1,545,011)	$0	($1,545,011)
2018/2019	$0	$25.106	$0			$412,508	$150		($1,957,669)	$0	($1,957,669)
2019/2020	$0	$25.106	$0			$412,508			($2,370,177)	$0	($2,370,177)
2020/2021	$0	$25.106	$0			$412,508			($2,782,685)	$0	($2,782,685)
2021/2022	$0	$25.106	$0			$412,508			($3,195,193)	$0	($3,195,193)
2022/2023	$0	$25.106	$0			$412,529			($3,607,722)	$0	($3,607,722)
2023/2024	$0	$25.106	$0			$0			($3,607,722)	$0	($3,607,722)
2024/2025	$0	$25.106	$0			$0			($3,607,722)	$0	($3,607,722)
2025/2026	$0	$25.106	$0			$0			($3,607,722)	$0	($3,607,722)
2026/2027	$0	$25.106	$0			$0			($3,607,722)	$0	($3,607,722)
2027/2028	$0	$25.106	$0			$0			($3,607,722)	$0	($3,607,722)
2028/2029	$0	$25.106	$0			$0			($3,607,722)	$0	($3,607,722)
2029/2030	$0	$25.106	$0			$0			($3,607,722)	$0	($3,607,722)
2030/2031	$0	$25.106	$0			$0			($3,607,722)	$0	($3,607,722)
2031/2032	$0	$25.106	$0			$0			($3,607,722)	$0	($3,607,722)
2032/2033	$0	$25.106	$0			$0			($3,607,722)	$0	($3,607,722)

Debt Balance as of: 1/1/2019 $2,062,561

Statutory Closing Year: 2/26/2033

Future Increment: $0

TIF #27 - NORTH MAIN ST INDUSTRIAL PARK (0508-1040) PERFORMANCE REPORT

DEPARTMENT: COMMUNITY DEVELOPMENT

FUND: CAPITAL PROJECT

MISSION STATEMENT

TID #27 was created to assist with the development of 110,000 sq. ft. addition that would retain 161 jobs and create an additional 160 jobs. The TID will also provide a long term solution for stormwater issues in the North Industrial Park.

STRATEGIC PLAN GOALS

1 Job retention and creation
2 Tax base growth
3 Median income increase
4

2019 ACCOMPLISHMENTS

- Pay-go payment
-
-
-

2020 GOALS

- Pay-go payment
- Possible stormwater based on industrial needs.
-
-

TOTAL REVENUES and EXPENDITURES

	2017 Actuals	2018 Actuals	2019 Adopted	2019 Projected	2020 Adopted
BEGINNING FUND BALANCE	**-84,466**	**-2,347,013**	**-2,205,637**	**-2,205,637**	**-2,047,537**
REVENUE TOTAL	**161,539**	**150,949**	**151,000**	**208,300**	**208,300**
Personnel Exp	0	0	0	0	0
Operating Exp	2,421,047	9,574	107,200	50,200	60,200
EXPENSE TOTAL	**2,421,047**	**9,574**	**107,200**	**50,200**	**60,200**
SURPLUS / DEFICIT	**-2,259,507**	**141,376**	**43,800**	**158,100**	**148,100**
FUND BALANCE	**-2,347,013**	**-2,205,637**	**-2,161,837**	**-2,047,537**	**-1,899,437**

BUDGET VARIANCES

KEY PERFORMANCE INDICATORS

Contact Information

Allen Davis, Director Community Development,
920-236-5055, adavis@ci.oshkosh.wi.us

NORTH MAIN STREET INDUSTRIAL PARK
TIF #27 - Fund 508

7/31/2019

YEAR	PROJECTED TAX INCREMENT	EQUALIZED TAX RATE	TIF AMOUNT	EXEMPT COMPUTER AID	OTHER REVENUES	DEBT SERVICE	OTHER EXPENSES	NEW BORROWING	END OF YEAR BALANCE WITH LAND	LAND	END OF YEAR CASH BALANCE
2013/2014	$0	$25.987	$0		$20,000		$58,544		($38,544)	$0	($38,544)
2014/2015	$0	$26.145	$0				$45,921		($84,465)	$0	($84,465)
2015/2016	$0	$25.949	$0	$26,974			$30,014		($87,505)	$0	($87,505)
2016/2017	$4,951,000	$26.983	$133,593	$27,946			$2,421,047		($2,347,013)	$0	($2,347,013)
2017/2018	$4,660,500	$26.305	$122,592	$28,357			$9,574		($2,205,637)	$0	($2,205,637)
2018/2019	$7,116,300	$25.106	$178,660	$29,638			$150		($1,997,489)	$0	($1,997,489)
2019/2020	$7,116,300	$25.106	$178,662						($1,818,827)	$0	($1,818,827)
2020/2021	$7,116,300	$25.106	$178,662						($1,640,165)	$0	($1,640,165)
2021/2022	$7,116,300	$25.106	$178,662						($1,461,504)	$0	($1,461,504)
2022/2023	$7,116,300	$25.106	$178,662						($1,282,842)	$0	($1,282,842)
2023/2024	$7,116,300	$25.106	$178,662						($1,104,180)	$0	($1,104,180)
2024/2025	$7,116,300	$25.106	$178,662						($925,518)	$0	($925,518)
2025/2026	$7,116,300	$25.106	$178,662						($746,856)	$0	($746,856)
2026/2027	$7,116,300	$25.106	$178,662						($568,194)	$0	($568,194)
2027/2028	$7,116,300	$25.106	$178,662						($389,533)	$0	($389,533)
2028/2029	$7,116,300	$25.106	$178,662						($210,871)	$0	($210,871)
2029/2030	$7,116,300	$25.106	$178,662						($32,209)	$0	($32,209)
2030/2031	$7,116,300	$25.106	$178,662						$146,453	$0	$146,453
2031/2032	$7,116,300	$25.106	$178,662						$325,115	$0	$325,115
2032/2033	$7,116,300	$25.106	$178,662						$503,777	$0	$503,777
2033/2034	$7,116,300	$25.106	$178,662						$682,438	$0	$682,438

Debt Balance as of: 1/1/2019 $0

Statutory Closing Year: 7/8/2034

Future Increment: $2,679,927

TIF #28 - BEACH BUILDING REDEVELOPMENT (0510-1040) PERFORMANCE REPORT

DEPARTMENT: COMMUNITY DEVELOPMENT

FUND: CAPITAL PROJECT

MISSION STATEMENT

TID #28 was created to assist redevelopment of Beach Building into mixed use residential/ commercial space.

STRATEGIC PLAN GOALS

1 Economic Development Strategy
2
3
4

2019 ACCOMPLISHMENTS

. Paygo payment
.
.
.

2020 GOALS

. Paygo payment
.
.
.

TOTAL REVENUES and EXPENDITURES

	2017 Actuals	2018 Actuals	2019 Adopted	2019 Projected	2020 Adopted
BEGINNING FUND BALANCE	**0**	**-19,765**	**19,365**	**19,365**	**-4,035**
REVENUE TOTAL	**0**	**39,281**	**41,800**	**45,600**	**45,600**
Personnel Exp	0	0	0	0	0
Operating Exp	524	150	37,600	69,000	37,200
EXPENSE TOTAL	**524**	**150**	**37,600**	**69,000**	**37,200**
SURPLUS / DEFICIT	**-524**	**39,131**	**4,200**	**-23,400**	**8,400**
FUND BALANCE	**-19,765**	**19,365**	**23,565**	**-4,035**	**4,365**

BUDGET VARIANCES

KEY PERFORMANCE INDICATORS

Contact Information

Allen Davis, Director Community Development,
920-236-5055, adavis@ci.oshkosh.wi.us

BEACH BUILDING REDEVELOPMENT
TIF #28 - Fund 510

7/31/2019

YEAR	PROJECTED TAX INCREMENT	EQUALIZED TAX RATE	TIF AMOUNT	EXEMPT COMPUTER AID	OTHER REVENUES	DEBT SERVICE	OTHER EXPENSES	NEW BORROWING	END OF YEAR BALANCE WITH LAND	LAND	END OF YEAR CASH BALANCE
2015/2016	$0	$25.949	$0		$10,000		$29,242		($19,242)	$0	($19,242)
2016/2017	$0	$26.983	$0				$524		($19,766)	$0	($19,766)
2017/2018	$1,493,300	$26.305	$39,281				$150		$19,366	$0	$19,366
2018/2019	$1,808,300	$25.106	$45,399	$191			$31,864		$33,091	$0	$33,091
2019/2020	$1,808,300	$25.106	$45,399						$78,491	$0	$78,491
2020/2021	$1,808,300	$25.106	$45,399						$123,890	$0	$123,890
2021/2022	$1,808,300	$25.106	$45,399						$169,289	$0	$169,289
2022/2023	$1,808,300	$25.106	$45,399						$214,688	$0	$214,688
2023/2024	$1,808,300	$25.106	$45,399						$260,087	$0	$260,087
2024/2025	$1,808,300	$25.106	$45,399						$305,486	$0	$305,486
2025/2026	$1,808,300	$25.106	$45,399						$350,886	$0	$350,886
2026/2027	$1,808,300	$25.106	$45,399						$396,285	$0	$396,285
2027/2028	$1,808,300	$25.106	$45,399						$441,684	$0	$441,684
2028/2029	$1,808,300	$25.106	$45,399						$487,083	$0	$487,083
2029/2030	$1,808,300	$25.106	$45,399						$532,482	$0	$532,482
2030/2031	$1,808,300	$25.106	$45,399						$577,882	$0	$577,882
2031/2032	$1,808,300	$25.106	$45,399						$623,281	$0	$623,281
2032/2033	$1,808,300	$25.106	$45,399						$668,680	$0	$668,680
2033/2034	$1,808,300	$25.106	$45,399						$714,079	$0	$714,079
2034/2035	$1,808,300	$25.106	$45,399						$759,478	$0	$759,478
2035/2036	$1,808,300	$25.106	$45,399						$804,877	$0	$804,877
2036/2037	$1,808,300	$25.106	$45,399						$850,277	$0	$850,277
2037/2038	$1,808,300	$25.106	$45,399						$895,676	$0	$895,676
2038/2039	$1,808,300	$25.106	$45,399						$941,075	$0	$941,075
2039/2040	$1,808,300	$25.106	$45,399						$986,474	$0	$986,474
2040/2041	$1,808,300	$25.106	$45,399						$1,031,873	$0	$1,031,873
2041/2042	$1,808,300	$25.106	$45,399						$1,077,273	$0	$1,077,273
2042/2043	$1,808,300	$25.106	$45,399						$1,122,672	$0	$1,122,672

Debt Balance as of: 1/1/2019 $0

Statutory Closing Year: 6/14/2043

Future Increment: $1,089,580

TIF #29 - MORGAN DISTRICT (0512-1040) PERFORMANCE REPORT

DEPARTMENT: COMMUNITY DEVELOPMENT

FUND: CAPITAL PROJECT

MISSION STATEMENT

Assist developers in the redevelopment of the Morgan Door property and install Riverwalk.

STRATEGIC PLAN GOALS

1 Downtown Redevelopment
2 Housing Option
3 Install Riverwalk
4

2019 ACCOMPLISHMENTS

- Install Lights and bollards along riverwalk
-
-
-

2020 GOALS

- Complete 1st phase of private development
-
-
-

TOTAL REVENUES and EXPENDITURES

	2017 Actuals	2018 Actuals	2019 Adopted	2019 Projected	2020 Adopted
BEGINNING FUND BALANCE	**0**	**-11,132**	**-8,415**	**-8,415**	**-5,115**
REVENUE TOTAL	**0**	**2,867**	**2,900**	**5,300**	**5,300**
Personnel Exp	0	0	0	0	0
Operating Exp	150	150	200	2,000	2,000
EXPENSE TOTAL	**150**	**150**	**200**	**2,000**	**2,000**
SURPLUS / DEFICIT	**-150**	**2,717**	**2,700**	**3,300**	**3,300**
FUND BALANCE	**-11,132**	**-8,415**	**-5,715**	**-5,115**	**-1,815**

BUDGET VARIANCES

KEY PERFORMANCE INDICATORS

Contact Information

Allen Davis, Director Community Development,
920-236-5055, adavis@ci.oshkosh.wi.us

MORGAN DISTRICT
TIF #29 - Fund 512

7/31/2019

YEAR	PROJECTED TAX INCREMENT	EQUALIZED TAX RATE	TIF AMOUNT	EXEMPT COMPUTER AID	OTHER REVENUES	DEBT SERVICE	OTHER EXPENSES	NEW BORROWING	END OF YEAR BALANCE WITH LAND	LAND	END OF YEAR CASH BALANCE
2015/2016	$0	$25.949	$0		$11,000		$21,982		($10,982)	$0	($10,982)
2016/2017	$0	$26.983	$0				$150		($11,132)	$0	($11,132)
2017/2018	$109,000	$26.305	$2,867				$150		($8,415)	$0	($8,415)
2018/2019	$209,900	$25.106	$5,270	$14			$150		($3,281)	$0	($3,281)
2019/2020	$209,900	$25.106	$5,270						$1,989	$0	$1,989
2020/2021	$209,900	$25.106	$5,270						$7,258	$0	$7,258
2021/2022	$209,900	$25.106	$5,270						$12,528	$0	$12,528
2022/2023	$209,900	$25.106	$5,270						$17,798	$0	$17,798
2023/2024	$209,900	$25.106	$5,270						$23,068	$0	$23,068
2024/2025	$209,900	$25.106	$5,270						$28,337	$0	$28,337
2025/2026	$209,900	$25.106	$5,270						$33,607	$0	$33,607
2026/2027	$209,900	$25.106	$5,270						$38,877	$0	$38,877
2027/2028	$209,900	$25.106	$5,270						$44,147	$0	$44,147
2028/2029	$209,900	$25.106	$5,270						$49,416	$0	$49,416
2029/2030	$209,900	$25.106	$5,270						$54,686	$0	$54,686
2030/2031	$209,900	$25.106	$5,270						$59,956	$0	$59,956
2031/2032	$209,900	$25.106	$5,270						$65,226	$0	$65,226
2032/2033	$209,900	$25.106	$5,270						$70,495	$0	$70,495
2033/2034	$209,900	$25.106	$5,270						$75,765	$0	$75,765
2034/2035	$209,900	$25.106	$5,270						$81,035	$0	$81,035
2035/2036	$209,900	$25.106	$5,270						$86,305	$0	$86,305
2036/2037	$209,900	$25.106	$5,270						$91,574	$0	$91,574
2037/2038	$209,900	$25.106	$5,270						$96,844	$0	$96,844
2038/2039	$209,900	$25.106	$5,270						$102,114	$0	$102,114
2039/2040	$209,900	$25.106	$5,270						$107,384	$0	$107,384
2040/2041	$209,900	$25.106	$5,270						$112,653	$0	$112,653
2041/2042	$209,900	$25.106	$5,270						$117,923	$0	$117,923
2042/2043	$209,900	$25.106	$5,270						$123,193	$0	$123,193

Debt Balance as of: 1/1/2019 $0

Statutory Closing Year: 7/12/2043

Future Increment: $126,474

TIF #30 - WASHINGTON BUILDING (0514-1040) PERFORMANCE REPORT

DEPARTMENT: COMMUNITY DEVELOPMENT

FUND: CAPITAL PROJECT

MISSION STATEMENT

STRATEGIC PLAN GOALS

1 Downtown Redevelopment
2 William Waters Plaza Reconstruction
3
4

2019 ACCOMPLISHMENTS

- Pay go payment
- Obtain Certificate of Completion for environmental clean up of State Street Parking Lot
-
-

2020 GOALS

- Pay go payment with additional value of garages
-
-
-

TOTAL REVENUES and EXPENDITURES

	2017 Actuals	2018 Actuals	2019 Adopted	2019 Projected	2020 Adopted
BEGINNING FUND BALANCE	**0**	**-58,628**	**-87,502**	**-87,502**	**-4,602**
REVENUE TOTAL	**10,404**	**32,594**	**32,600**	**119,900**	**41,200**
Personnel Exp	0	0	0	0	0
Operating Exp	53,973	61,468	25,300	37,000	62,000
EXPENSE TOTAL	**53,973**	**61,468**	**25,300**	**37,000**	**62,000**
SURPLUS / DEFICIT	**-43,570**	**-28,874**	**7,300**	**82,900**	**-20,800**
FUND BALANCE	**-58,628**	**-87,514**	**-80,202**	**-4,602**	**-25,402**

BUDGET VARIANCES

KEY PERFORMANCE INDICATORS

Contact Information

Allen Davis, Director Community Development,
920-236-5055, adavis@ci.oshkosh.wi.us

WASHINGTON BUILDING
TIF #30 - Fund 514

7/31/2019

YEAR	PROJECTED TAX INCREMENT	EQUALIZED TAX RATE	TIF AMOUNT	EXEMPT COMPUTER	OTHER REVENUES	DEBT SERVICE	OTHER EXPENSES	NEW BORROWING	END OF YEAR BALANCE WITH LAND	LAND	END OF YEAR CASH BALANCE
2015/2016	$0	$25.949	$0		$10,000		$25,058		($15,058)	$0	($15,058)
2016/2017	$0	$26.983	$0		$10,404		$53,973		($58,628)	$0	($58,628)
2017/2018	$1,239,100	$26.305	$32,594				$59,830		($85,864)	$0	($85,864)
2018/2019	$1,631,100	$25.106	$40,950	$158			$2,285		($47,041)	$0	($47,041)
2019/2020	$1,631,100	$25.106	$40,950						($6,090)	$0	($6,090)
2020/2021	$1,631,100	$25.106	$40,950						$34,860	$0	$34,860
2021/2022	$1,631,100	$25.106	$40,950						$75,811	$0	$75,811
2022/2023	$1,631,100	$25.106	$40,950						$116,761	$0	$116,761
2023/2024	$1,631,100	$25.106	$40,950						$157,711	$0	$157,711
2024/2025	$1,631,100	$25.106	$40,950						$198,662	$0	$198,662
2025/2026	$1,631,100	$25.106	$40,950						$239,612	$0	$239,612
2026/2027	$1,631,100	$25.106	$40,950						$280,563	$0	$280,563
2027/2028	$1,631,100	$25.106	$40,950						$321,513	$0	$321,513
2028/2029	$1,631,100	$25.106	$40,950						$362,463	$0	$362,463
2029/2030	$1,631,100	$25.106	$40,950						$403,414	$0	$403,414
2030/2031	$1,631,100	$25.106	$40,950						$444,364	$0	$444,364
2031/2032	$1,631,100	$25.106	$40,950						$485,315	$0	$485,315
2032/2033	$1,631,100	$25.106	$40,950						$526,265	$0	$526,265
2033/2034	$1,631,100	$25.106	$40,950						$567,215	$0	$567,215
2034/2035	$1,631,100	$25.106	$40,950						$608,166	$0	$608,166
2035/2036	$1,631,100	$25.106	$40,950						$649,116	$0	$649,116
2036/2037	$1,631,100	$25.106	$40,950						$690,067	$0	$690,067
2037/2038	$1,631,100	$25.106	$40,950						$731,017	$0	$731,017
2038/2039	$1,631,100	$25.106	$40,950						$771,967	$0	$771,967
2040/2041	$1,631,100	$25.106	$40,950						$812,918	$0	$812,918
2041/2042	$1,631,100	$25.106	$40,950						$853,868	$0	$853,868
2042/2043	$1,631,100	$25.106	$40,950						$894,819	$0	$894,819

Debt Balance as of: 1/1/2019 $0

Statutory Closing Year: 2043

Future Increment: $941,859

TIF #31 - BUCKSTAFF REDEVELOPMENT (0516-1040) PERFORMANCE REPORT

DEPARTMENT: COMMUNITY DEVELOPMENT

FUND: CAPITAL PROJECT

MISSION STATEMENT

TID #31 was created for redevelopment of an 8.77 acre blighted area which includes the location of the Buckstaff Company located along South Main Street between E. South Park Avenue and E. 11th Avenue. Buckstaff Company operated a wood furniture company on the site since 1850 and closed permanently in 2011. Fox Valley Pro Basketball, Inc. proposed to develop a 3,500 seat multi-use arena and related facilities on the site which will also house a 157 seat sports bar and team store open to the public on non-event days. The arena will host the Milwaukee Buck's Development League November-May season. The site will hold concerts and other sporting events in the proposed arena. Fox Valley Pro Basketball, Inc. will be responsible for onsite private development costs as well as the cost of public infrastructure improvements required in the right of way to serve the site and arena.

STRATEGIC PLAN GOALS

1 Economic Development
2 Blight Removal
3 Environmental Remediation
4

2019 ACCOMPLISHMENTS

- Arena open and operating
- Convey land from RDA
- Pay-go Payment
- Admin Costs recovered

2020 GOALS

- Pay-go Payment
-
-
-

TOTAL REVENUES and EXPENDITURES

	2017 Actuals	2018 Actuals	2019 Adopted	2019 Projected	2020 Adopted
BEGINNING FUND BALANCE	**0**	**-34,361**	**-92,967**	**-92,967**	**126,633**
REVENUE TOTAL	**18,000**	**250,000**	**495,700**	**723,100**	**473,100**
Personnel Exp	0	0	0	0	0
Operating Exp	42,379	308,606	450,000	503,500	523,500
EXPENSE TOTAL	**42,379**	**308,606**	**450,000**	**503,500**	**523,500**
SURPLUS / DEFICIT	**-24,379**	**-58,606**	**45,700**	**219,600**	**-50,400**
FUND BALANCE	**-34,361**	**-92,967**	**-47,267**	**126,633**	**76,233**

BUDGET VARIANCES

KEY PERFORMANCE INDICATORS

Contact Information

Allen Davis, Director Community Development,
920-236-5055, adavis@ci.oshkosh.wi.us

BUCKSTAFF REDEVELOPMENT
TIF #31 - Fund 516

7/31/2019

YEAR	PROJECTED TAX INCREMENT	EQUALIZED TAX RATE	TIF AMOUNT	EXEMPT COMPUTER AID	OTHER REVENUES	DEBT SERVICE	OTHER EXPENSES	NEW BORROWING / GRANTS	END OF YEAR BALANCE WITH LAND	LAND	END OF YEAR CASH BALANCE
2015/2016	$0	$25.949	$0		$0		$9,982		($9,982)	$0	($9,982)
2016/2017	$0	$26.983	$0		$18,000		$42,379		($34,361)	$0	($34,361)
2017/2018	$0	$26.305	$0				$298,421		($332,782)	$0	($332,782)
2018/2019	$18,846,100	$25.106	$473,145			$13,254	$44,393		$82,717	$0	$82,717
2019/2020	$18,846,100	$25.106	$473,150			$13,254			$542,613	$0	$542,613
2020/2021	$18,846,100	$25.106	$473,150			$13,254			$1,002,510	$0	$1,002,510
2021/2022	$18,846,100	$25.106	$473,150			$13,254			$1,462,406	$0	$1,462,406
2022/2023	$18,846,100	$25.106	$473,150			$13,254			$1,922,303	$0	$1,922,303
2023/2024	$18,846,100	$25.106	$473,150			$13,254			$2,382,199	$0	$2,382,199
2024/2025	$18,846,100	$25.106	$473,150			$13,254			$2,842,096	$0	$2,842,096
2025/2026	$18,846,100	$25.106	$473,150			$13,254			$3,301,993	$0	$3,301,993
2026/2027	$18,846,100	$25.106	$473,150			$13,254			$3,761,889	$0	$3,761,889
2027/2028	$18,846,100	$25.106	$473,150			$13,254			$4,221,786	$0	$4,221,786
2028/2029	$18,846,100	$25.106	$473,150			$13,254			$4,681,682	$0	$4,681,682
2029/2030	$18,846,100	$25.106	$473,150			$13,254			$5,141,579	$0	$5,141,579
2030/2031	$18,846,100	$25.106	$473,150			$13,254			$5,601,475	$0	$5,601,475
2031/2032	$18,846,100	$25.106	$473,150			$13,254			$6,061,372	$0	$6,061,372
2032/2033	$18,846,100	$25.106	$473,150			$0			$6,534,522	$0	$6,534,522
2033/2034	$18,846,100	$25.106	$473,150			$0			$7,007,672	$0	$7,007,672
2034/2035	$18,846,100	$25.106	$473,150			$0			$7,480,822	$0	$7,480,822
2035/2036	$18,846,100	$25.106	$473,150			$0			$7,953,972	$0	$7,953,972
2036/2037	$18,846,100	$25.106	$473,150			$0			$8,427,123	$0	$8,427,123
2037/2038	$18,846,100	$25.106	$473,150			$0			$8,900,273	$0	$8,900,273
2038/2039	$18,846,100	$25.106	$473,150			$0			$9,373,423	$0	$9,373,423
2039/2040	$18,846,100	$25.106	$473,150			$0			$9,846,573	$0	$9,846,573
2040/2041	$18,846,100	$25.106	$473,150			$0			$10,319,723	$0	$10,319,723
2041/2042	$18,846,100	$25.106	$473,150			$0			$10,792,874	$0	$10,792,874
2042/2043	$18,846,100	$25.106	$473,150			$0			$11,266,024	$0	$11,266,024
2042/2044	$18,846,100	$25.106	$473,150			$0			$11,739,174	$0	$11,739,174
2042/2045	$18,846,100	$25.106	$473,150			$0			$12,212,324	$0	$12,212,324

Debt Balance as of: 1/1/2019 $185,551

Statutory Closing Year: 2/28/2045

Future Increment: $12,301,905

TIF #32 - GRANARY REDEVELOPMENT (0518-1040) PERFORMANCE REPORT

DEPARTMENT: COMMUNITY DEVELOPMENT

FUND: CAPITAL PROJECT

MISSION STATEMENT

TID #32 is a .45 acre district in need of rehabilitation or conservation located at the northeast corner and southwest corners of the intersection of West 6th Avenue and Nebraska Street. The District is intended to facilitate rehabilitation of the historic H.P. Schmidt Mill building, subsequently the site of the Granary restaurant. The building, which has sat idle for a decade, would be renovated to create 5,459 sq. ft. of office space on the first and second floors. The non-original addition to the main mill structure would be renovated into a 4,059 sq ft. brewpub and restaurant. A future build out of the third floor of the main mill structure for use as office space is projected to occur in 2021. The project also includes construction of a new parking lot on the southwest lot on the corner of W. 6th Ave and Nebraska Street and milling with overlay and curb on a portion of 5th Ave to facilitate additional on-street parking.

STRATEGIC PLAN GOALS

1 Economic Development
2 Historic Preservation
3 Building Rehabilitation
4

2019 ACCOMPLISHMENTS

- Pay go Payment
-
-

2020 GOALS

- Pay go Payment
-
-
-

TOTAL REVENUES and EXPENDITURES

	2017 Actuals	2018 Actuals	2019 Adopted	2019 Projected	2020 Adopted
BEGINNING FUND BALANCE	**0**	**-494**	**-644**	**-644**	**256**
REVENUE TOTAL	**10,000**	**0**	**10,500**	**11,700**	**11,700**
Personnel Exp	0	0	0	0	0
Operating Exp	10,494	150	10,000	10,800	12,200
EXPENSE TOTAL	**10,494**	**150**	**10,000**	**10,800**	**12,200**
SURPLUS / DEFICIT	**-494**	**-150**	**500**	**900**	**-500**
FUND BALANCE	**-494**	**-644**	**-144**	**256**	**-244**

BUDGET VARIANCES

KEY PERFORMANCE INDICATORS

Contact Information

Allen Davis, Director Community Development,
920-236-5055, adavis@ci.oshkosh.wi.us

GRANARY REDEVELOPMENT
TIF #32 - Fund 518

7/31/2019

YEAR	PROJECTED TAX INCREMENT	EQUALIZED TAX RATE	TIF AMOUNT	EXEMPT COMPUTER AID	OTHER REVENUES	DEBT SERVICE	OTHER EXPENSES	NEW BORROWING	END OF YEAR BALANCE WITH LAND	LAND	END OF YEAR CASH BALANCE
2016/2017	$0	$26.983	$0		$10,000		$10,494		($494)	$0	($494)
2017/2018	$0	$26.305	$0				$150		($644)	$0	($644)
2018/2019	$467,100	$25.106	$11,727				$150		$10,933	$0	$10,933
2019/2020	$467,100	$25.106	$11,727						$22,660	$0	$22,660
2020/2021	$467,100	$25.106	$11,727						$34,387	$0	$34,387
2021/2022	$467,100	$25.106	$11,727						$46,114	$0	$46,114
2022/2023	$467,100	$25.106	$11,727						$57,841	$0	$57,841
2023/2024	$467,100	$25.106	$11,727						$69,568	$0	$69,568
2024/2025	$467,100	$25.106	$11,727						$81,295	$0	$81,295
2025/2026	$467,100	$25.106	$11,727						$93,022	$0	$93,022
2026/2027	$467,100	$25.106	$11,727						$104,749	$0	$104,749
2027/2028	$467,100	$25.106	$11,727						$116,476	$0	$116,476
2028/2029	$467,100	$25.106	$11,727						$128,203	$0	$128,203
2029/2030	$467,100	$25.106	$11,727						$139,930	$0	$139,930
2030/2031	$467,100	$25.106	$11,727						$151,657	$0	$151,657
2031/2032	$467,100	$25.106	$11,727						$163,384	$0	$163,384
2032/2033	$467,100	$25.106	$11,727						$175,111	$0	$175,111
2033/2034	$467,100	$25.106	$11,727						$186,838	$0	$186,838
2034/2035	$467,100	$25.106	$11,727						$198,565	$0	$198,565
2035/2036	$467,100	$25.106	$11,727						$210,292	$0	$210,292
2036/2037	$467,100	$25.106	$11,727						$222,019	$0	$222,019
2037/2038	$467,100	$25.106	$11,727						$233,747	$0	$233,747
2038/2039	$467,100	$25.106	$11,727						$245,474	$0	$245,474
2039/2040	$467,100	$25.106	$11,727						$257,201	$0	$257,201
2040/2041	$467,100	$25.106	$11,727						$268,928	$0	$268,928
2041/2042	$467,100	$25.106	$11,727						$280,655	$0	$280,655
2042/2043	$467,100	$25.106	$11,727						$292,382	$0	$292,382
2043/2044	$467,100	$25.106	$11,727						$304,109	$0	$304,109

Debt Balance as of: 1/1/2019 $0

Statutory Closing Year: 5/23/2044

Future Increment: $293,175

TIF #33 - LAMICO REDEVELOPMENT (0519-1040) PERFORMANCE REPORT

DEPARTMENT: COMMUNITY DEVELOPMENT

FUND: CAPITAL PROJECT

MISSION STATEMENT

The District comprising approximately 5.5 acres located on Marion Road opposite The Rivers Senior Living apartments, is being created to assist with the removal of existing blighted and functionally obsolete structures, environmental remediation, and other site preparation costs to allow for construction of "Annex, 71" a 140-unit multi-family residential complex oriented toward student housing. The property's current state and land use is incompatible with the City's land use plans for the area which call for more mixed use and residential development.

STRATEGIC PLAN GOALS

1 Blight Removal
2 Environmental Remediation
3 Promote Housing Development
4

2019 ACCOMPLISHMENTS

- Open for student living
-
-
-

2020 GOALS

- Pay go payment
-
-
-

TOTAL REVENUES and EXPENDITURES

	2017 Actuals	2018 Actuals	2019 Adopted	2019 Projected	2020 Adopted
BEGINNING FUND BALANCE	**0**	**3,218**	**2,783**	**2,783**	**2,583**
REVENUE TOTAL	**25,062**	**0**	**350,000**	**0**	**210,000**
Personnel Exp	0	0	0	0	0
Operating Exp	21,844	435	276,200	200	210,000
EXPENSE TOTAL	**21,844**	**435**	**276,200**	**200**	**210,000**
SURPLUS / DEFICIT	**3,218**	**-435**	**73,800**	**-200**	**0**
FUND BALANCE	**3,218**	**2,783**	**76,583**	**2,583**	**2,583**

BUDGET VARIANCES

KEY PERFORMANCE INDICATORS

Contact Information

Allen Davis, Director Community Development,
920-236-5055, adavis@ci.oshkosh.wi.us

LAMICO REDEVELOPMENT
TIF #33 - Fund 519

7/31/2019

YEAR	PROJECTED TAX INCREMENT	EQUALIZED TAX RATE	TIF AMOUNT	EXEMPT COMPUTER AID	OTHER REVENUES	DEBT SERVICE	OTHER EXPENSES	NEW BORROWING	END OF YEAR BALANCE WITH LAND	LAND	END OF YEAR CASH BALANCE
2016/2017	$0	$26.983	$0		$25,062		$21,844		$3,218	$0	$3,218
2017/2018	$0	$26.305	$0				$435		$2,783	$0	$2,783
2018/2019	$0	$25.106	$0				$150		$2,633	$0	$2,633
2019/2020	$0	$25.106	$0						$2,633	$0	$2,633
2020/2021	$0	$25.106	$0						$2,633	$0	$2,633
2021/2022	$0	$25.106	$0						$2,633	$0	$2,633
2022/2023	$0	$25.106	$0						$2,633	$0	$2,633
2023/2024	$0	$25.106	$0						$2,633	$0	$2,633
2024/2025	$0	$25.106	$0						$2,633	$0	$2,633
2025/2026	$0	$25.106	$0						$2,633	$0	$2,633
2026/2027	$0	$25.106	$0						$2,633	$0	$2,633
2027/2028	$0	$25.106	$0						$2,633	$0	$2,633
2028/2029	$0	$25.106	$0						$2,633	$0	$2,633
2029/2030	$0	$25.106	$0						$2,633	$0	$2,633
2030/2031	$0	$25.106	$0						$2,633	$0	$2,633
2031/2032	$0	$25.106	$0						$2,633	$0	$2,633
2032/2033	$0	$25.106	$0						$2,633	$0	$2,633
2033/2034	$0	$25.106	$0						$2,633	$0	$2,633
2034/2035	$0	$25.106	$0						$2,633	$0	$2,633
2035/2036	$0	$25.106	$0						$2,633	$0	$2,633
2036/2037	$0	$25.106	$0						$2,633	$0	$2,633
2037/2038	$0	$25.106	$0						$2,633	$0	$2,633
2038/2039	$0	$25.106	$0						$2,633	$0	$2,633
2039/2040	$0	$25.106	$0						$2,633	$0	$2,633
2040/2041	$0	$25.106	$0						$2,633	$0	$2,633
2041/2042	$0	$25.106	$0						$2,633	$0	$2,633
2042/2043	$0	$25.106	$0						$2,633	$0	$2,633
2043/2044	$0	$25.106	$0						$2,633	$0	$2,633

Debt Balance as of: 1/1/2019 $0

Statutory Closing Year: 7/11/2044

Future Increment: $0

TIF #34 - OSHKOSH CORP HEADQUARTERS (0580-1040) PERFORMANCE REPORT

DEPARTMENT: COMMUNITY DEVELOPMENT

FUND: CAPITAL PROJECT

MISSION STATEMENT

Business retention and expansion project.

STRATEGIC PLAN GOALS

1 Ensure existing businesses in Oshkosh are retained and expanded in Oshkosh whenever possible

2 Retain jobs that pay above the median wage

3

4

2019 ACCOMPLISHMENTS

- Complete public utilities, streets and riverwalk in vicinity of Oshkosh Corporation
- Oshkosh Corporation opens Global Headquarters by end of 2019
- Wis DOT TEA grant awarded $787,500 to assist with cost of infrastructure
- Wis DNR Riverwalk awarded grants totaling $793,200

2020 GOALS

- Pay- go payment
-
-
-

TOTAL REVENUES and EXPENDITURES

	2017 Actuals	2018 Actuals	2019 Adopted	2019 Projected	2020 Adopted
BEGINNING FUND BALANCE	**0**	**0**	**-50,414**	**-50,414**	**717,087**
REVENUE TOTAL	**0**	**0**	**793,500**	**787,500**	**1,093,200**
Personnel Exp	0	0	0	0	0
Operating Exp	0	50,414	75,000	20,000	310,200
EXPENSE TOTAL	**0**	**50,414**	**75,000**	**20,000**	**310,200**
SURPLUS / DEFICIT	**0**	**-50,414**	**718,500**	**767,500**	**783,000**
FUND BALANCE	**0**	**-50,414**	**668,087**	**717,087**	**1,500,087**

BUDGET VARIANCES

KEY PERFORMANCE INDICATORS

Contact Information

Allen Davis, Director Community Development,
920-236-5055, adavis@ci.oshkosh.wi.us

OSHKOSH CORP HEADQUARTERS
TIF #34 - Fund 580

7/31/2019

YEAR	PROJECTED TAX INCREMENT	EQUALIZED TAX RATE	TIF AMOUNT	EXEMPT COMPUTER AID	OTHER REVENUES	DEBT SERVICE	OTHER EXPENSES	NEW BORROWING	END OF YEAR BALANCE WITH LAND	LAND	END OF YEAR CASH BALANCE
2017/2018	$0	$26.305	$0				$34,274		($34,274)	$0	($34,274)
2018/2019	$0	$25.106	$0		$471,736		$17,918		$419,545	$0	$419,545
2019/2020	$0	$25.106	$0						$419,545	$0	$419,545
2020/2021	$0	$25.106	$0						$419,545	$0	$419,545
2021/2022	$0	$25.106	$0						$419,545	$0	$419,545
2022/2023	$0	$25.106	$0						$419,545	$0	$419,545
2023/2024	$0	$25.106	$0						$419,545	$0	$419,545
2024/2025	$0	$25.106	$0						$419,545	$0	$419,545
2025/2026	$0	$25.106	$0						$419,545	$0	$419,545
2026/2027	$0	$25.106	$0						$419,545	$0	$419,545
2027/2028	$0	$25.106	$0						$419,545	$0	$419,545
2028/2029	$0	$25.106	$0						$419,545	$0	$419,545
2029/2030	$0	$25.106	$0						$419,545	$0	$419,545
2030/2031	$0	$25.106	$0						$419,545	$0	$419,545
2031/2032	$0	$25.106	$0						$419,545	$0	$419,545
2032/2033	$0	$25.106	$0						$419,545	$0	$419,545
2033/2034	$0	$25.106	$0						$419,545	$0	$419,545
2034/2035	$0	$25.106	$0						$419,545	$0	$419,545
2035/2036	$0	$25.106	$0						$419,545	$0	$419,545
2036/2037	$0	$25.106	$0						$419,545	$0	$419,545
2037/2038	$0	$25.106	$0						$419,545	$0	$419,545
2038/2039	$0	$25.106	$0						$419,545	$0	$419,545
2039/2040	$0	$25.106	$0						$419,545	$0	$419,545
2040/2041	$0	$25.106	$0						$419,545	$0	$419,545
2041/2042	$0	$25.106	$0						$419,545	$0	$419,545
2042/2043	$0	$25.106	$0						$419,545	$0	$419,545
2043/2044	$0	$25.106	$0						$419,545	$0	$419,545
2044/2045	$0	$25.106	$0						$419,545	$0	$419,545

Debt Balance as of: 1/1/2019 $0

Statutory Closing Year: 2045

Future Increment: $0

TIF #35 - OSHKOSH AVE CORRIDOR (0581-1040) PERFORMANCE REPORT

DEPARTMENT: COMMUNITY DEVELOPMENT

FUND: CAPITAL PROJECT

MISSION STATEMENT

Redevelopment of Oshkosh Avenue - Gateway to the City.

STRATEGIC PLAN GOALS

1 Redevelopment of blighted areas and improve the appearance of Oshkosh Avenue as a gateway

2 Economic Development- attract new commercial tenants to the Oshkosh Ave corridor

3

4

2019 ACCOMPLISHMENTS

. Complete public utilities, riverwalk and streets within the District

. Three private developments completed

.

.

2020 GOALS

. Build cash balance to upgrade Oshkosh Avenue Corridor

. Additional private investment along the corridor

.

.

TOTAL REVENUES and EXPENDITURES

	2017 Actuals	2018 Actuals	2019 Adopted	2019 Projected	2020 Adopted
BEGINNING FUND BALANCE	**0**	**0**	**-15,580**	**-15,580**	**669,920**
REVENUE TOTAL	**0**	**0**	**0**	**755,100**	**638,000**
Personnel Exp	0	0	0	0	0
Operating Exp	0	15,580	25,000	69,600	68,700
EXPENSE TOTAL	**0**	**15,580**	**25,000**	**69,600**	**68,700**
SURPLUS / DEFICIT	**0**	**-15,580**	**-25,000**	**685,500**	**569,300**
FUND BALANCE	**0**	**-15,580**	**-40,580**	**669,920**	**1,239,220**

BUDGET VARIANCES

KEY PERFORMANCE INDICATORS

Contact Information

Allen Davis, Director Community Development,
920-236-5055, adavis@ci.oshkosh.wi.us

OSHKOSH AVE CORRIDOR
TIF #35 - Fund 581

7/31/2019

YEAR	PROJECTED TAX INCREMENT	EQUALIZED TAX RATE	TIF AMOUNT	EXEMPT COMPUTER AID	OTHER REVENUES	DEBT SERVICE	OTHER EXPENSES	NEW BORROWING	END OF YEAR BALANCE WITH LAND	LAND	END OF YEAR CASH BALANCE
2017/2018	$0	$26.305	$0				$15,580		($15,580)	$0	($15,580)
2018/2019	$0	$25.106	$0		$755,088	$54,387	$88,397		$596,724	$0	$596,724
2019/2020	$0	$25.106	$0			$53,531			$543,193	$0	$543,193
2020/2021	$0	$25.106	$0			$57,631			$485,562	$0	$485,562
2021/2022	$0	$25.106	$0			$56,581			$428,981	$0	$428,981
2022/2023	$0	$25.106	$0			$55,532			$373,449	$0	$373,449
2023/2024	$0	$25.106	$0			$54,481			$318,968	$0	$318,968
2024/2025	$0	$25.106	$0			$53,431			$265,537	$0	$265,537
2025/2026	$0	$25.106	$0			$57,381			$208,156	$0	$208,156
2026/2027	$0	$25.106	$0			$56,182			$151,974	$0	$151,974
2027/2028	$0	$25.106	$0			$54,981			$96,993	$0	$96,993
2028/2029	$0	$25.106	$0			$53,781			$43,212	$0	$43,212
2029/2030	$0	$25.106	$0			$52,581			($9,370)	$0	($9,370)
2030/2031	$0	$25.106	$0			$56,382			($65,752)	$0	($65,752)
2031/2032	$0	$25.106	$0			$54,975			($120,727)	$0	($120,727)
2032/2033	$0	$25.106	$0			$53,512			($174,239)	$0	($174,239)
2033/2034	$0	$25.106	$0			$57,050			($231,289)	$0	($231,289)
2034/2035	$0	$25.106	$0			$55,363			($286,652)	$0	($286,652)
2035/2036	$0	$25.106	$0			$53,675			($340,327)	$0	($340,327)
2036/2037	$0	$25.106	$0			$56,925			($397,252)	$0	($397,252)
2037/2038	$0	$25.106	$0			$0			($397,252)	$0	($397,252)
2038/2039	$0	$25.106	$0			$0			($397,252)	$0	($397,252)
2039/2040	$0	$25.106	$0			$0			($397,252)	$0	($397,252)
2040/2041	$0	$25.106	$0			$0			($397,252)	$0	($397,252)
2041/2042	$0	$25.106	$0			$0			($397,252)	$0	($397,252)
2042/2043	$0	$25.106	$0			$0			($397,252)	$0	($397,252)
2043/2044	$0	$25.106	$0			$0			($397,252)	$0	($397,252)
2044/2045	$0	$25.106	$0			$0			($397,252)	$0	($397,252)

Debt Balance as of: 1/1/2019 $1,048,362

Statutory Closing Year: 2045

Future Increment: $0

TIF #36 - MERGE REDEVELOPMENT (0582-1040) PERFORMANCE REPORT

DEPARTMENT: COMMUNITY DEVELOPMENT

FUND: CAPITAL PROJECT

MISSION STATEMENT

Complete Marion Road Redevelopment

STRATEGIC PLAN GOALS

1 Redevelopment of blighted downtown area

2 Economic Development - attract residdents and businesses to cental Oshkosh

3

4

2019 ACCOMPLISHMENTS

. Developer begins construction of Phase I

.

.

.

2020 GOALS

. Developer Completes Phase I

. Developer begins Construction of Phase 2

.

.

TOTAL REVENUES and EXPENDITURES

	2017 Actuals	2018 Actuals	2019 Adopted	2019 Projected	2020 Adopted
BEGINNING FUND BALANCE	**0**	**0**	**0**	**0**	**43,000**
REVENUE TOTAL	**0**	**0**	**0**	**63,000**	**0**
Personnel Exp	0	0	0	0	0
Operating Exp	0	0	0	20,000	50,200
EXPENSE TOTAL	**0**	**0**	**0**	**20,000**	**50,200**
SURPLUS / DEFICIT	**0**	**0**	**0**	**43,000**	**-50,200**
FUND BALANCE	**0**	**0**	**0**	**43,000**	**-7,200**

BUDGET VARIANCES

KEY PERFORMANCE INDICATORS

Contact Information

Allen Davis, Director Community Development,
920-236-5055, adavis@ci.oshkosh.wi.us

MERGE REDEVELOPMENT
TIF #36 - Fund 582

7/31/2019

YEAR	PROJECTED TAX INCREMENT	EQUALIZED TAX RATE	TIF AMOUNT	EXEMPT COMPUTER AID	OTHER REVENUES	DEBT SERVICE	OTHER EXPENSES	NEW BORROWING	END OF YEAR BALANCE WITH LAND	LAND	END OF YEAR CASH BALANCE
2018/2019	$0	$25.106	$0		$63,000		$12,500		$50,500	$0	$50,500
2019/2020	$0	$25.106	$0						$50,500	$0	$50,500
2020/2021	$0	$25.106	$0						$50,500	$0	$50,500
2021/2022	$0	$25.106	$0						$50,500	$0	$50,500
2022/2023	$0	$25.106	$0						$50,500	$0	$50,500
2023/2024	$0	$25.106	$0						$50,500	$0	$50,500
2024/2025	$0	$25.106	$0						$50,500	$0	$50,500
2025/2026	$0	$25.106	$0						$50,500	$0	$50,500
2026/2027	$0	$25.106	$0						$50,500	$0	$50,500
2027/2028	$0	$25.106	$0						$50,500	$0	$50,500
2028/2029	$0	$25.106	$0						$50,500	$0	$50,500
2029/2030	$0	$25.106	$0						$50,500	$0	$50,500
2030/2031	$0	$25.106	$0						$50,500	$0	$50,500
2031/2032	$0	$25.106	$0						$50,500	$0	$50,500
2032/2033	$0	$25.106	$0						$50,500	$0	$50,500
2033/2034	$0	$25.106	$0						$50,500	$0	$50,500
2034/2035	$0	$25.106	$0						$50,500	$0	$50,500
2035/2036	$0	$25.106	$0						$50,500	$0	$50,500
2036/2037	$0	$25.106	$0						$50,500	$0	$50,500
2037/2038	$0	$25.106	$0						$50,500	$0	$50,500
2038/2039	$0	$25.106	$0						$50,500	$0	$50,500
2039/2040	$0	$25.106	$0						$50,500	$0	$50,500
2040/2041	$0	$25.106	$0						$50,500	$0	$50,500
2041/2042	$0	$25.106	$0						$50,500	$0	$50,500
2042/2043	$0	$25.106	$0						$50,500	$0	$50,500
2043/2044	$0	$25.106	$0						$50,500	$0	$50,500
2044/2045	$0	$25.106	$0						$50,500	$0	$50,500
2045/2046	$0	$25.106	$0						$50,500	$0	$50,500

Debt Balance as of: 1/1/2019 $0

Statutory Closing Year: 2046

Future Increment: $0

TIF #37 - AVIATION PLAZA (0583-1040) PERFORMANCE REPORT

DEPARTMENT: COMMUNITY DEVELOPMENT

FUND: CAPITAL PROJECT

MISSION STATEMENT

STRATEGIC PLAN GOALS

1 Redevelopment of blighted areas and improve the appearance of South Park as a gateway corridor.
2
3
4

2019 ACCOMPLISHMENTS

. Developers begin building construction and renovation projects
. Developers begin utility and stromata projects
.
.

2020 GOALS

. Developers complete building construction and renovation projects
. Developers complete utility and stormwater projects
.
.

TOTAL REVENUES and EXPENDITURES

	2017 Actuals	2018 Actuals	2019 Adopted	2019 Projected	2020 Adopted
BEGINNING FUND BALANCE	**0**	**0**	**0**	**0**	**-10,000**
REVENUE TOTAL	**0**	**0**	**0**	**10,000**	**0**
Personnel Exp	0	0	0	0	0
Operating Exp	0	0	0	20,000	20,000
EXPENSE TOTAL	**0**	**0**	**0**	**20,000**	**20,000**
SURPLUS / DEFICIT	**0**	**0**	**0**	**-10,000**	**-20,000**
FUND BALANCE	**0**	**0**	**0**	**-10,000**	**-30,000**

BUDGET VARIANCES

KEY PERFORMANCE INDICATORS

Contact Information

Allen Davis, Director Community Development,
920-236-5055, adavis@ci.oshkosh.wi.us

AVIATION PLAZA CENTER
TIF #37 - Fund 583

7/31/2019

YEAR	PROJECTED TAX INCREMENT	EQUALIZED TAX RATE	TIF AMOUNT	EXEMPT COMPUTER AID	OTHER REVENUES	DEBT SERVICE	OTHER EXPENSES	NEW BORROWING	END OF YEAR BALANCE WITH LAND	LAND	END OF YEAR CASH BALANCE
2018/2019	$0	$25.106	$0		$10,000				$10,000	$0	$10,000
2019/2020	$0	$25.106	$0						$10,000	$0	$10,000
2020/2021	$0	$25.106	$0						$10,000	$0	$10,000
2021/2022	$0	$25.106	$0						$10,000	$0	$10,000
2022/2023	$0	$25.106	$0						$10,000	$0	$10,000
2023/2024	$0	$25.106	$0						$10,000	$0	$10,000
2024/2025	$0	$25.106	$0						$10,000	$0	$10,000
2025/2026	$0	$25.106	$0						$10,000	$0	$10,000
2026/2027	$0	$25.106	$0						$10,000	$0	$10,000
2027/2028	$0	$25.106	$0						$10,000	$0	$10,000
2028/2029	$0	$25.106	$0						$10,000	$0	$10,000
2029/2030	$0	$25.106	$0						$10,000	$0	$10,000
2030/2031	$0	$25.106	$0						$10,000	$0	$10,000
2031/2032	$0	$25.106	$0						$10,000	$0	$10,000
2032/2033	$0	$25.106	$0						$10,000	$0	$10,000
2033/2034	$0	$25.106	$0						$10,000	$0	$10,000
2034/2035	$0	$25.106	$0						$10,000	$0	$10,000
2035/2036	$0	$25.106	$0						$10,000	$0	$10,000
2036/2037	$0	$25.106	$0						$10,000	$0	$10,000
2037/2038	$0	$25.106	$0						$10,000	$0	$10,000
2038/2039	$0	$25.106	$0						$10,000	$0	$10,000
2039/2040	$0	$25.106	$0						$10,000	$0	$10,000
2040/2041	$0	$25.106	$0						$10,000	$0	$10,000
2041/2042	$0	$25.106	$0						$10,000	$0	$10,000
2042/2043	$0	$25.106	$0						$10,000	$0	$10,000
2043/2044	$0	$25.106	$0						$10,000	$0	$10,000
2044/2045	$0	$25.106	$0						$10,000	$0	$10,000
2045/2046	$0	$25.106	$0						$10,000	$0	$10,000

Debt Balance as of: 1/1/2019 $0

Statutory Closing Year: 2046

Future Increment: $0

DEBT SERVICE (0401-0074) PERFORMANCE REPORT

DEPARTMENT: FINANCE

FUND: DEBT SERVICE

MISSION STATEMENT

STRATEGIC PLAN GOALS

1
2
3
4
5

2019 ACCOMPLISHMENTS

.
.
.
.
.

2020 GOALS

.
.
.
.
.

TOTAL REVENUES and EXPENDITURES

	2017 Actuals	2018 Actuals	2019 Adopted	2019 Projected	2020 Adopted
REVENUE TOTAL	**19,347,231**	**11,486,667**	**20,242,700**	**20,236,600**	**21,332,900**
Personnel Exp	0	0	0	0	0
Operating Exp	19,183,863	11,317,573	20,408,700	20,408,700	21,182,900
EXPENSE TOTAL	**19,183,863**	**11,317,573**	**20,408,700**	**20,408,700**	**21,182,900**
SURPLUS / DEFICIT	**163,368**	**169,093**	**-166,000**	**-172,100**	**150,000**

BUDGET VARIANCES

KEY PERFORMANCE INDICATORS

Contact Information

Jennifer L. Messerschmidt, Asssistant Finance Director
920-236-5007, jmesserschmidt@ci.oshkosh.wi.us

04010074 - MUNICIPAL DEBT SERVICE

	2017 Actuals	2018 Actuals	2019 Original	2019 Projected	2020 Adopted
04010074 - MUNICIPAL DEBT SERVICE	**-163,367.87**	**-169,093.41**	**166,000.00**	**172,100.00**	**-150,000.00**
Revenue					
4102 - GENERAL PROPERTY TAX-CITY	-10,323,676.00	-10,985,500.00	-11,617,200.00	-11,451,100.00	-12,070,700.00
4908 - INTEREST-OTHER INVESTMENTS	-62,718.35	-132,881.80	0.00	-160,000.00	-150,000.00
5261 - TSF FROM DOWNTOWN REDEVLOPMENT	-221,635.00	0.00	-225,000.00	-225,000.00	-217,800.00
5270 - TSF FROM IND DEVEL BONDS/NOTES	-403,862.50	0.00	-255,900.00	-255,900.00	-115,200.00
5272 - TSF FROM PARKING BONDS	-780.30	0.00	-600.00	-600.00	-600.00
5273 - TSF FROM SEWER BONDS	-1,342,155.39	0.00	-1,312,900.00	-1,312,900.00	-1,205,000.00
5274 - TSF FROM TIF DISTRICTS	-4,196,317.50	0.00	-4,251,000.00	-4,251,000.00	-4,315,500.00
5275 - TSF FROM WATER BONDS	-1,094,952.91	0.00	-933,300.00	-933,300.00	-841,900.00
5277 - TSF FROM GOLF COURSE	-2,725.24	933,936.28	0.00	0.00	0.00
5278 - TSF FROM STORM BONDS	-952,373.39	-933,936.28	-903,800.00	-903,800.00	-858,800.00
5283 - TSF FROM SPECIAL ASSESSMENT	0.00	0.00	-743,000.00	-743,000.00	-961,900.00
5302 - PROCEEDS FROM SALE OF BONDS	-31,700.00	-24,000.00	0.00	0.00	0.00
5304 - PROCEEDS FROM ISSUE OF NOTES	-33,500.00	-16,000.00	0.00	0.00	0.00
5306 - REFUNDING PROCEEDS	0.00	0.00	0.00	0.00	0.00
5310 - PREMIUM/GAIN ON DEBT REFINANCE	-680,834.40	-328,284.70	0.00	0.00	-595,500.00
Revenue Total	**-19,347,230.98**	**-11,486,666.50**	**-20,242,700.00**	**-20,236,600.00**	**-21,332,900.00**
Expense					
6465 - BANK FEES	30.00	30.00	0.00	0.00	0.00
6702 - PRINCIPAL-BONDS	13,971,634.13	7,654,375.39	16,054,100.00	11,612,400.00	10,480,000.00
6705 - PRINCIPAL-NOTES	761,403.02	801,315.45	0.00	4,441,700.00	6,500,100.00
6721 - INTEREST EXPENSE	4,300,143.03	2,679,296.48	4,354,600.00	4,354,600.00	4,202,800.00
6725 - BOND DISCOUNT & COST	79,713.93	111,239.77	0.00	0.00	0.00
6729 - BOND ISSUE	70,939.00	71,316.00	0.00	0.00	0.00
Expense Total	**19,183,863.11**	**11,317,573.09**	**20,408,700.00**	**20,408,700.00**	**21,182,900.00**
Grand Total	**-163,367.87**	**-169,093.41**	**166,000.00**	**172,100.00**	**-150,000.00**

REVENUE

ACCOUNT #	DESCRIPTION	2020 ABATEMENTS
4102	GENERAL PROPERTY TAX-CITY	12,070,700
5261	TSF FROM DOWNTOWN REDEVLOPMENT	217,800
5270	TSF FROM IND DEVEL BONDS/NOTES	115,200
5272	TSF FROM PARKING BONDS	600
5273	TSF FROM SEWER BONDS	1,205,000
5274	TSF FROM TIF DISTRICTS	4,315,500
5275	TSF FROM WATER BONDS	841,900
5278	TSF FROM STORM BONDS	858,800
5283	TSF FROM SPECIAL ASSESSMENT	961,900
5310	PREMIUM/GAIN ON DEBT REFINANCE	595,500
TOTAL REVENUES		**20,587,400**

EXPENSE

GO SERIES	GO TITLE	PRINCIPAL	INTEREST	TOTAL
2005 STFL	NOTE PB LND, STFL, 5/31/05, 200K, #02005031.02	11,848	4,044	15,892
2010B	G O NOTE 2010B, 9/2/10, 4,150K, (BAB'S)	555,000	19,703	574,703
2010C	GO REFUNDING BONDS, 2010C, 8/26/10, 12,620K	910,000	67,275	977,275
2010D	G O TAXABLE REF BONDS, 2010D, 8/26/10, 8,420K	830,000	56,060	886,060
2011A	G O REFUNDING BONDS 2011A, 3/16/11, 8,490K	885,000	87,450	972,450
2011B	G O TAXABLE REF BONDS 2011B, 3/16/11, 6,350k	685,000	59,578	744,578
2011C	G O BOND 2011C, 11/1/11, 9,965k	535,000	216,481	751,481
2011D	G O NOTE 2011D, 11/1/11, 2,895K	315,000	15,040	330,040
2012A	G O TAXABLE GO REF BONDS 2012A, 6/28/12, 5,595K	330,000	45,548	375,548
2012B	G O BONDS 2012B, 11/1/12, 12,480K	625,000	230,250	855,250
2012C	G O PROM NOTES 2012C, 11/1/12, 3,660K	415,000	16,800	431,800
2013 STFL	NOTE PB LND, STFL, 2/08/13, $2,000,000, #02013066.01	604,576	62,484	667,061
2013B	G O BONDS 2013B, 12/4/13, 12,9,080K - ALL TO GENERAL	395,000	243,400	638,400
2013C	G O PROM NOTES 2013C, 12/4/13, 1,690K-GENERAL & LIBRARY	175,000	21,600	196,600
2014B	G O BONDS 2014B, 11/05/14, 14,555K	1,285,000	281,356	1,566,356
2014C	G O PROM NOTES 2014C, 11/5/14, 2,615K - ALL TO GENERAL	290,000	24,000	314,000
2015A	G O TAXABLE GO REF BONDS, 2015A, 6/15/15, 18,750K	1,545,000	454,113	1,999,113
2015B	G O PROM NOTES 2015B, 7/15/2015, 4,210K - ALL TO GENERAL	460,000	65,500	525,500
2016 STFL	NOTE PB LND, STFL, 07/19/2016, #02016131.01, GEN & TIF #23	67,083	15,471	82,554
2016A	G O BONDS, 2016A, 6/14/2016, 7,950K	610,000	136,181	746,181
2016B	G O NOTES, 2016B, 6/14/2016, 4,700K	490,000	83,600	573,600
2016C	G O REFUNDING BONDS, 2016C, 9,850K	360,000	226,463	586,463
2016H	G O REFUNDING BONDS, 2016H, 6,890K GEN AND TID 23	430,000	169,394	599,394
2017A	G O BOND 5,440K ISSUED 7/17A	335,000	170,525	505,525
2017B	G O NOTE 5,830K ISSUED 7/17B	575,000	141,719	716,719
2018A	G O BOND 5,545K ISSUED 6/18A	265,000	167,181	432,181
2018B	G O NOTES, 2018B, 6/28/2018, 5,895K	585,000	174,950	759,950
2018SBA	MRO SBA Loan TIF 31 11/1/2018	7,960	5,294	13,254
2019A	G O BOND 5,380K ISSUED 6/19A	455,000	212,414	667,414
2019B	G O NOTE 15,820K ISSUED 6/19B - REFUNDED 2009A 7,285K	1,810,000	702,824	2,512,824
2015 STFL	NOTE PB LND, STFL, 02/17/15, #02015047.01, TIF #23, #02015047.01	138,628	26,100	164,728
TOTAL EXPENSES		**16,980,095**	**4,202,795**	**21,182,891**

Total Bonds	10,480,000
Total Notes	6,500,095
	16,980,095

2020 Enterprise Funds - Revenue & Expenditure

	2017 Actuals	2018 Actuals	2019 Original	2019 Projected	2020 Adopted	Change from 2019 to 2020	% of Change
Revenue							
50 - ENTERPRISE FUNDS							
05011020 - GRAND OPERA HOUSE	-47,771.00	-25,601.00	-27,000.00	-27,000.00	-27,000.00	-	0.00%
05031040 - CONVENTION CENTER	-1,873,836.42	-1,907,800.57	-1,836,400.00	-1,836,900.00	-1,846,400.00	10,000.00	0.54%
05061040 - CONVENTION CENTER PARKING RAMP	-98,084.04	-121,930.07	-110,600.00	-110,600.00	-110,600.00	-	0.00%
05091717 - PARKING UTILITY DIVISION	-202,722.79	-140,132.36	-148,700.00	-147,400.00	-147,400.00	(1,300.00)	-0.87%
05111728 - TRANSPORTATION DEPARTMENT	-4,969,048.25	-7,521,902.33	-4,981,100.00	-5,071,400.00	-5,179,200.00	198,100.00	3.98%
05151040 - INDUSTRIAL PARK	-27,783.59	-148,635.84	-43,100.00	-540,000.00	-100,000.00	56,900.00	132.02%
05170630 - GOLF COURSE DIVISION	-512,576.29	-2,164,336.60	-48,000.00	0.00	0.00	(48,000.00)	-100.00%
05411810 - WATER UTILITY ADMINISTRATION	-15,701,819.65	-15,942,255.36	-16,351,600.00	-18,234,100.00	-17,408,900.00	1,057,300.00	6.47%
05511910 - SEWER UTILITY ADMINISTRATION	-14,579,493.12	-15,164,717.26	-15,467,600.00	-15,292,800.00	-16,914,300.00	1,446,700.00	9.35%
05612010 - STORM WATER ADMINISTRATION	-12,040,621.12	-12,291,429.19	-10,779,700.00	-12,326,000.00	-11,995,500.00	1,215,800.00	11.28%
05710720 - WEIGHTS & MEASURES	-141,790.00	-135,035.01	-132,000.00	-132,000.00	-132,000.00	-	0.00%
05710750 - INSPECTION SERVICES	-1,123,983.56	-1,072,774.77	-832,000.00	-900,000.00	-850,000.00	18,000.00	2.16%
50 - ENTERPRISE FUNDS Total	**-51,319,529.83**	**-56,636,550.36**	**-50,757,800.00**	**-54,618,200.00**	**-54,711,300.00**	**3,953,500.00**	**0.08**
Revenue Total	**-51,319,529.83**	**-56,636,550.36**	**-50,757,800.00**	**-54,618,200.00**	**-54,711,300.00**	**3,953,500.00**	**0.08**
Expense							
50 - ENTERPRISE FUNDS							
05011020 - GRAND OPERA HOUSE	24,302.71	26,280.37	27,000.00	43,900.00	37,400.00	10,400.00	38.52%
05031040 - CONVENTION CENTER	1,687,940.50	1,766,184.88	1,508,700.00	1,509,100.00	1,517,500.00	8,800.00	0.58%
05061040 - CONVENTION CENTER PARKING RAMP	93,301.30	17,012.17	66,600.00	67,600.00	104,000.00	37,400.00	56.16%
05091717 - PARKING UTILITY DIVISION	284,089.41	263,525.18	264,300.00	264,700.00	268,400.00	4,100.00	1.55%
05111728 - TRANSPORTATION DEPARTMENT	5,115,026.50	5,252,109.00	5,008,300.00	4,928,700.00	5,219,400.00	211,100.00	4.22%
05151040 - INDUSTRIAL PARK	50,749.84	32,956.32	43,100.00	45,000.00	45,000.00	1,900.00	4.41%
05170630 - GOLF COURSE DIVISION	547,733.21	453,719.47	143,800.00	0.00	0.00	(143,800.00)	-100.00%
05411810 - WATER UTILITY ADMINISTRATION	6,190,619.33	6,024,720.04	5,984,700.00	5,984,700.00	6,089,200.00	104,500.00	1.75%
05411861 - SUPPLY EXPENSE/OPERATIONS	0.00	18,900.00	110,000.00	112,500.00	110,000.00	-	0.00%
05411862 - PUMPING	571,473.86	691,097.75	705,600.00	708,700.00	753,800.00	48,200.00	6.83%
05411863 - PUMPING EXPENSE-MAINTENANCE	137,694.62	198,870.49	201,900.00	217,500.00	210,300.00	8,400.00	4.16%
05411864 - WATER TREATMENT EXPENSE/OPERAT	1,380,717.41	1,690,857.38	1,647,000.00	1,732,900.00	2,050,500.00	403,500.00	24.50%
05411865 - WATER TREATMENT EXPENSE/MAINTE	268,646.57	295,352.82	329,000.00	345,300.00	348,500.00	19,500.00	5.93%
05411866 - WATER DISTRIBUTION EXP/OPERATI	480,642.53	611,368.87	749,400.00	758,700.00	969,100.00	219,700.00	29.32%
05411867 - WATER DISTRIBUTION EXP/MAINTEN	1,037,094.39	1,458,044.72	1,707,300.00	1,885,400.00	1,882,800.00	175,500.00	10.28%
05411890 - CUSTOMER ACCT EXP/OPERATION	266,926.88	316,497.56	417,700.00	420,300.00	391,500.00	(26,200.00)	-6.27%
05411892 - GENERAL & ADMINISTRATIVE OPERA	1,117,427.72	558,158.64	553,600.00	549,400.00	1,264,100.00	710,500.00	128.34%
05411899 - TRANSPORTATION CLEARING ACCT	0.00	0.00	0.00	0.00	0.00	-	0.00%
05511910 - SEWER UTILITY ADMINISTRATION	149,823.25	4,783.50	90,000.00	90,000.00	90,000.00	-	0.00%
05511920 - INTERCEPTING	2,190,111.17	2,282,744.18	2,580,700.00	2,455,100.00	2,617,800.00	37,100.00	1.44%
05511930 - PUMPING STATIONS	530,441.29	618,749.90	528,200.00	573,300.00	551,700.00	23,500.00	4.45%
05511940 - DISPOSAL PLANT	3,467,905.85	3,639,192.30	3,920,600.00	3,961,546.26	4,076,700.00	156,100.00	3.98%
05511941 - SOLID DISPOSAL	1,043,978.86	1,084,785.34	1,082,600.00	1,165,200.00	1,180,700.00	98,100.00	9.06%
05511945 - LABORATORY	116,898.26	119,589.58	131,700.00	134,000.00	132,300.00	600.00	0.46%
05511946 - MAINTENANCE	1,021,386.18	1,153,120.02	1,263,100.00	1,206,400.00	1,239,000.00	(24,100.00)	-1.91%
05511950 - GENERAL & ADMINISTRATIVE	2,397,762.47	2,545,534.29	2,687,400.00	2,682,550.00	2,883,700.00	196,300.00	7.30%
05511951 - METER READING	540,471.85	468,356.44	572,000.00	572,000.00	572,000.00	-	0.00%
05511955 - PRETREATMENT PROGRAM	70,110.55	45,949.44	55,500.00	55,700.00	55,600.00	100.00	0.18%
05612010 - STORM WATER ADMINISTRATION	2,353,728.38	2,658,431.58	2,981,800.00	2,981,800.00	3,182,200.00	200,400.00	6.72%
05612020 - PROGRAM MANGEMENT	271,227.43	294,680.15	323,300.00	359,400.00	415,300.00	92,000.00	28.46%
05612030 - ENGINEERING & PLANNING	470,132.09	440,704.30	555,100.00	593,791.25	591,100.00	36,000.00	6.49%
05612040 - INSPECTIONS & ENFORCEMENT	96,332.31	99,611.03	111,400.00	46,600.00	100,200.00	(11,200.00)	-10.05%
05612050 - OPERTATIONS & MAINTENANCE	3,184,370.32	3,417,907.22	3,500,000.00	3,459,558.45	3,739,100.00	239,100.00	6.83%
05710710 - RENTAL INSPECTION DIVISION	0.00	54.93	0.00	0.00	0.00	-	0.00%
05710720 - WEIGHTS & MEASURES	117,186.59	113,996.80	131,500.00	116,100.00	111,200.00	(20,300.00)	0.00%
05710750 - INSPECTION SERVICES	734,271.11	780,653.50	783,500.00	839,100.00	851,400.00	67,900.00	8.67%
50 - ENTERPRISE FUNDS Total	**38,010,524.74**	**39,444,500.16**	**40,766,400.00**	**40,866,545.96**	**43,651,500.00**	**2,885,100.00**	**7.08%**
Expense Total	**38,010,524.74**	**39,444,500.16**	**40,766,400.00**	**40,866,545.96**	**43,651,500.00**	**2,885,100.00**	**7.08%**
Grand Total	**-13,309,005.09**	**-17,192,050.20**	**-9,991,400.00**	**-13,751,654.04**	**-11,059,800.00**	**-1,068,400.00**	**10.69%**

GRAND OPERA HOUSE (0501-1020) PERFORMANCE REPORT

DEPARTMENT: GENERAL SERVICES

FUND: ENTERPRISE

MISSION STATEMENT

This budget allows Facilities Maintenance to coordinate oversight of the Grand Opera House building, grounds, and facility needs.

STRATEGIC PLAN GOALS

1 Improve and Maintain our Infrastructure:
2 Improve our City Buildings and Improve Energy Efficiency
3 Update and Maintain our City Equipment
4

2019 ACCOMPLISHMENTS

- Installed new drain for dry system of fire sprinkler system.
- Replaced fire pump/sprinkler system coil, interface board, and failed pipe sections.
- Replaced duct sensor in balcony.
- Replaced hearing loop amplifiers.
- Replaced water fountain in lobby.
- Coordinated repairs of basement plaster skimcoat and exterior brick patching/tuckpointing.

2020 GOALS

- Conduct assessment of stage floor and orchestra pit lift.
- Continue maintenance oversight per the City/GOH Foundation Lease Agreement.
-
-
-

TOTAL REVENUES and EXPENDITURES

	2017 Actuals	2018 Actuals	2019 Adopted	2019 Projected	2020 Adopted
BEGINNING FUND BALANCE	**37,064**	**82,318**	**81,639**	**81,639**	**64,739**
REVENUE TOTAL	**47,771**	**25,601**	**27,000**	**27,000**	**27,000**
Personnel Exp	0	0	0	0	0
Operating Exp	24,303	26,280	27,000	43,900	37,400
EXPENSE TOTAL	**24,303**	**26,280**	**27,000**	**43,900**	**37,400**
SURPLUS / DEFICIT	**23,468**	**-679**	**0**	**-16,900**	**-10,400**
ENDING FUND BALANCE	**82,318**	**81,639**	**81,639**	**64,739**	**54,339**

BUDGET VARIANCES

2019 increases due to unanticipated repairs to fire pump and electronics.
2020 increases for stage floor and orchestra pit lift assessments.

KEY PERFORMANCE INDICATORS

Contact Information

Jon G. Urben, General Services Manager,
920-236-5100, jurben@ci.oshkosh.wi.us

05011020 - GRAND OPERA HOUSE

	2017 Actuals	2018 Actuals	2019 Original	2019 Projected	2020 Adopted
05011020 - GRAND OPERA HOUSE	**-23,468.29**	**679.37**	**0.00**	**16,900.00**	**10,400.00**
Revenue					
4102 - GENERAL PROPERTY TAX-CITY	-22,700.00	-600.00	-2,000.00	-2,000.00	-2,000.00
4952 - GIFTS & DONATIONS	-70.00	0.00	0.00	0.00	0.00
4972 - MISCELLANEOUS REVENUE	-25,001.00	-25,001.00	-25,000.00	-25,000.00	-25,000.00
Revenue Total	**-47,771.00**	**-25,601.00**	**-27,000.00**	**-27,000.00**	**-27,000.00**
Expense					
6426 - MAINT MACH/EQUIP/BLDG/STRUCT	17,981.17	15,168.74	17,000.00	27,000.00	17,000.00
6445 - LAND FILL FEES	13.00	0.00	0.00	0.00	0.00
6480 - FIXED CHARGES	0.00	1,130.90	0.00	0.00	0.00
6482 - BUILDING & CONTENTS	2,100.00	5,700.00	5,400.00	5,500.00	6,000.00
6483 - COMPREHENSIVE LIABILITY	3,050.00	3,000.00	3,200.00	3,200.00	3,000.00
6494 - BOILER INSURANCE	400.00	300.00	300.00	300.00	300.00
6496 - LICENSES AND PERMITS	0.00	0.00	0.00	0.00	0.00
6517 - SUPPLIES/REPAIR PARTS	552.84	106.36	500.00	500.00	500.00
6589 - OTHER MATERIALS & SUPPLIES	205.70	874.37	600.00	600.00	600.00
7214 - BUILDINGS	0.00	0.00	0.00	6,800.00	10,000.00
Expense Total	**24,302.71**	**26,280.37**	**27,000.00**	**43,900.00**	**37,400.00**
Grand Total	**-23,468.29**	**679.37**	**0.00**	**16,900.00**	**10,400.00**

CONVENTION CENTER (0503-1040) PERFORMANCE REPORT

DEPARTMENT: GENERAL SERVICES

FUND: ENTERPRISE

MISSION STATEMENT

This fund is used to collect and distribute the Hotel/Motel Tax. In addition, this fund allows Facilities Maintenance to coordinate oversight of the Convention Center building & grounds. The Special Events coordinator expenses are paid from this fund.

STRATEGIC PLAN GOALS

1 Improve and Maintain our Infrastructure
2 Improve our City Buildings and Improve Energy Efficiency
3 Update and Maintain our City Equipment
4
5

2019 ACCOMPLISHMENTS

- Repaired kitchen hot food storage boxes with new heaters and gaskets.
- Coordinated clean up and repairs of kitchen area as a result of frozen pipes in February.
- Replaced amplifiers in audio board.
- Replaced various interior door closers and the exterior door to kitchen.
- Initiated replacement of emergency generator.
- Replaced icemaker bin and door.

2020 GOALS

- Continue to address maintenance issues per City/Hotel Operator's Maintenance Agreement.
-
-
-
-

TOTAL REVENUES and EXPENDITURES

	2017 Actuals	2018 Actuals	2019 Adopted	2019 Projected	2020 Adopted
BEGINNING FUND BALANCE	**4,808,962**	**5,472,046**	**5,613,661**	**5,613,661**	**5,941,461**
REVENUE TOTAL	**1,873,836**	**1,907,801**	**1,836,400**	**1,836,900**	**1,846,400**
Personnel Exp	83,872	85,058	87,000	86,900	86,800
Operating Exp	1,590,755	1,681,127	1,421,700	1,422,200	1,430,700
EXPENSE TOTAL	**1,674,628**	**1,766,185**	**1,508,700**	**1,509,100**	**1,517,500**
SURPLUS / DEFICIT	**199,209**	**141,616**	**327,700**	**327,800**	**328,900**
ENDING FUND BALANCE	**5,472,046**	**5,613,661**	**5,941,361**	**5,941,461**	**6,270,361**

BUDGET VARIANCES

KEY PERFORMANCE INDICATORS

CONVENTION CENTER (0503-1040)

PERSONNEL POSITIONS			
Position Title	Current Budgeted Employees	Current Actual Employees	2020 Proposed Employees
Special Event Coordinator	1.00	1.00	1.00
TOTAL PERSONNEL	1.00	1.00	1.00

Contact Information	Jon G. Urben, General Services Manager, 920-236-5100, jurben@ci.oshkosh.wi.us

05031040 - CONVENTION CENTER

	2017 Actuals	2018 Actuals	2019 Original	2019 Projected	2020 Adopted
05031040 - CONVENTION CENTER	**-199,208.84**	**-141,615.69**	**-327,700.00**	**-327,800.00**	**-328,900.00**
Revenue					
- OPERATIONS	-1,831,283.64	-1,868,551.43	-1,803,900.00	-1,804,400.00	-1,813,900.00
4783 - HOTEL/MOTEL TAX	-1,716,065.56	-1,757,571.98	-1,743,700.00	-1,743,700.00	-1,753,700.00
4792 - MISC SERVICE REVENUES	-58,628.00	-55,249.76	-56,700.00	-56,700.00	-56,700.00
4972 - MISCELLANEOUS REVENUE	-5,720.08	-4,859.69	-3,500.00	-4,000.00	-3,500.00
5351 - AMORTIZATION OF CDBG GRANTS	-50,870.00	-50,870.00	0.00	0.00	0.00
07418 - 2017 CONV CENTER IMPROVEMENTS	-9,648.00	0.00	0.00	0.00	0.00
4972 - MISCELLANEOUS REVENUE	-9,648.00	0.00	0.00	0.00	0.00
40011 - SPECIAL EVENTS	-32,904.78	-39,249.14	-32,500.00	-32,500.00	-32,500.00
4738 - SPEC EVENT APPLICATION FEE	-2,695.00	-2,535.00	-2,500.00	-2,500.00	-2,500.00
4792 - MISC SERVICE REVENUES	-30,209.78	-36,714.14	-30,000.00	-30,000.00	-30,000.00
Revenue Total	**-1,873,836.42**	**-1,907,800.57**	**-1,836,400.00**	**-1,836,900.00**	**-1,846,400.00**
Expense					
- OPERATIONS	1,516,979.22	1,680,010.81	1,419,300.00	1,421,000.00	1,428,300.00
6307 - HEALTH INSURANCE ADMIN FEE	0.00	0.00	200.00	200.00	800.00
6360 - GASB 74 75 OPEB EXPENSE	0.00	446.00	0.00	0.00	0.00
6401 - CONTRACTUAL SERVICES	876.00	432.00	1,000.00	1,000.00	1,000.00
6426 - MAINT MACH/EQUIP/BLDG/STRUCT	33,819.65	32,406.79	35,000.00	35,000.00	35,000.00
6432 - EQUIPMENT RENTAL	0.00	0.00	0.00	0.00	0.00
6440 - OTHER RENTAL	12.00	0.00	0.00	0.00	0.00
6446 - CONTRACTUAL EMPLOYMENT	40,000.00	40,000.00	40,000.00	40,000.00	40,000.00
6448 - SPECIAL SERVICES	195.59	49.16	200.00	0.00	100.00
6454 - LEGAL PROFESSIONAL SERVICES	652.50	0.00	0.00	0.00	0.00
6466 - MISC CONTRACTUAL SERVICES	1,029,639.34	1,142,386.19	1,046,200.00	1,046,200.00	1,052,200.00
6468 - REIMBURSABLE REVENUE-GRAND	183,500.00	183,500.00	183,500.00	183,500.00	183,500.00
6469 - UNCOLLECTIBLE ACCOUNTS	0.00	0.00	0.00	0.00	0.00
6475 - TELEPHONES	2,255.65	2,843.72	3,000.00	3,000.00	3,000.00
6476 - STORM SEWER	12,471.36	11,966.41	13,000.00	13,000.00	13,900.00
6482 - BUILDING & CONTENTS	2,800.00	7,700.00	7,200.00	7,500.00	8,000.00
6483 - COMPREHENSIVE LIABILITY	3,543.00	3,900.00	4,100.00	4,000.00	4,000.00
6494 - BOILER INSURANCE	400.00	300.00	300.00	400.00	300.00
6496 - LICENSES AND PERMITS	224.00	20.00	100.00	100.00	100.00
6511 - DIESEL FUEL	0.00	0.00	0.00	300.00	0.00
6513 - MOTOR OIL (LUBRICANTS)	18.31	0.00	0.00	0.00	0.00
6517 - SUPPLIES/REPAIR PARTS	3,395.38	1,180.50	1,000.00	2,000.00	2,000.00
6527 - JANITORIAL SUPPLIES	94.56	0.00	0.00	0.00	0.00
6535 - LANDSCAPING SUPPLIES	3,271.52	1,274.20	0.00	0.00	0.00
6537 - SAFETY EQUIPMENT	145.06	0.00	0.00	0.00	0.00
6545 - TOOLS & SHOP MATERIALS	8.99	0.00	0.00	0.00	0.00
6550 - MINOR EQUIPMENT	750.00	0.00	100.00	400.00	0.00
6565 - STONE/GRAVEL/CONCRETE/ASPHALT	141.18	0.00	100.00	100.00	100.00
6589 - OTHER MATERIALS & SUPPLIES	9,645.68	6,077.86	3,000.00	3,000.00	3,000.00
6619 - DEP EXP-OTHER	138,523.28	158,225.46	0.00	0.00	0.00
6721 - INTEREST EXPENSE	50,596.17	87,302.52	81,300.00	81,300.00	81,300.00
07418 - 2017 CONV CENTER IMPROVEMENTS	72,683.53	0.00	0.00	0.00	0.00
6589 - OTHER MATERIALS & SUPPLIES	72,683.53	0.00	0.00	0.00	0.00
40011 - SPECIAL EVENTS	84,964.83	86,174.07	89,400.00	88,100.00	89,200.00
6102 - REGULAR PAY	55,394.17	57,070.03	58,700.00	58,600.00	60,100.00
6302 - FICA - EMPLOYERS SHARE	3,908.91	4,001.15	4,300.00	4,300.00	4,400.00
6304 - WISCONSIN RETIREMENT FUND	3,765.84	3,821.59	3,900.00	3,900.00	4,100.00
6306 - HEALTH INSURANCE	19,444.59	18,744.46	18,600.00	18,600.00	16,700.00
6308 - DENTAL	1,305.27	1,359.80	1,400.00	1,400.00	1,400.00
6310 - LIFE INSURANCE	53.44	61.20	100.00	100.00	100.00
6402 - AUTO ALLOWANCE	43.34	35.39	0.00	0.00	0.00
6458 - CONFERENCE AND TRAINING	461.64	418.47	1,300.00	500.00	1,300.00
6459 - OTHER EMPLOYEE TRAINING	149.00	0.00	0.00	0.00	0.00
6460 - MEMBERSHIP DUES	125.00	91.00	600.00	100.00	600.00
6475 - TELEPHONES	240.00	382.64	300.00	300.00	300.00

05031040 - CONVENTION CENTER

	2017 Actuals	2018 Actuals	2019 Original	2019 Projected	2020 Adopted
6505 - OFFICE SUPPLIES	73.63	188.34	200.00	300.00	200.00
Expense Total	**1,674,627.58**	**1,766,184.88**	**1,508,700.00**	**1,509,100.00**	**1,517,500.00**
Grand Total	**-199,208.84**	**-141,615.69**	**-327,700.00**	**-327,800.00**	**-328,900.00**

Oshkosh Convention Center
Debt Analysis
9/30/2019

Year	*GO Debt Payment (Principal & Interest)*	*2017 State Trust Fund Debt Payment (Principal & Interest)*	*Oshkosh Community Foundation*	*Amount of Hotel/Motel Tax Revenue Estimated to be Available for Debt Payment ***	*Annual Balance of Debt to be Repaid through Future Hotel/Motel Tax Revenue*	*Cumulative Balance*	*Debt payment for to prior yr(s) debt service payment*
2009	$424,337			$210,120	$214,216	$214,216	
2010	$568,098			$229,634	$338,464	$552,680	
2011	$545,367			$237,000	$308,367	$861,047	
2012	$219,484			$246,584	$0	$833,947	
2013	$216,447			$278,719	$0	$771,675	
2014	$223,658			$300,420	$0	$694,913	$76,762
2015	$220,278			$300,120	$0	$615,071	$79,842
2016	$221,415			$292,922	$0	$543,564	$71,507
2017	$221,635			$349,920	$0	$415,279	$128,285
2018	$226,238	$63,096		$343,213	$0	$361,400	$53,879
2019	$224,945	$91,375		$366,620	$0	$311,100	$50,300
2020	$217,770	$90,429		$366,620	$0	$252,678	$58,421
2021		$241,840	$50,000	$366,620	$0	$177,898	$74,780
2022		$241,840	$50,000	$366,620	$0	$103,118	$74,780
2023		$241,840	$50,000	$366,620	$0	$28,338	$74,780
2024		$241,840	$50,000	$366,620	$0	-$46,442	$74,780
2025		$241,840	$50,000	$366,620		-$121,223	$74,780
2026		$241,840	$102,643	$366,620		-$143,360	$22,137
2027		$241,840	$106,860	$366,620		-$161,280	$17,920
2028			$348,700	$366,620		-$179,200	$0
2029			$191,797	$366,620		-$354,023	
2030							
Total Debt Payments	$3,529,672	$1,937,778	$1,000,000				

*Amount of Debt Outstanding after 12/31/18 = $442,715

** Estimate of Funds Available Through Future Hotel/Motel Tax (20% of the Tax)

CONVENTION CENTER PARKING RAMP (0506-1040) PERFORMANCE REPORT

DEPARTMENT: GENERAL SERVICES

FUND: ENTERPRISE

MISSION STATEMENT

This budget is used to collect parking ramp fees to offset ramp utility costs, repairs, equipment replacement, and major maintenance. Facilities Maintenance coordinates oversight of this budget.

STRATEGIC PLAN GOALS

1 Improve and Maintain our Infrastructure:
2 Improve our City Buildings and Improve Energy Efficiency
3 Update and Maintain our City Equipment
4
5

2019 ACCOMPLISHMENTS

- Coordinated multiple repairs to ramp elevator.
- Initiated bid solicitation for planned repairs and preventative maintenance for ramp.
- Coordinated updates to ramp stairwell including painting, doors, electric and flooring.
-
-

2020 GOALS

- Coordinate oversight of ramp repairs bid.
- Continue to address maintenance issues per City/Hotel Operators Maintenance Agreement.
-
-
-

TOTAL REVENUES and EXPENDITURES

	2017 Actuals	2018 Actuals	2019 Adopted	2019 Projected	2020 Adopted
BEGINNING FUND BALANCE	**110,549**	**212,450**	**317,367**	**317,367**	**360,367**
REVENUE TOTAL	**98,084**	**121,930**	**110,600**	**110,600**	**110,600**
Personnel Exp	0	0	0	0	0
Operating Exp	93,301	17,012	66,600	67,600	104,000
EXPENSE TOTAL	**93,301**	**17,012**	**66,600**	**67,600**	**104,000**
SURPLUS / DEFICIT	**4,783**	**104,918**	**44,000**	**43,000**	**6,600**
ENDING FUND BALANCE	**212,450**	**317,367**	**361,367**	**360,367**	**366,967**

BUDGET VARIANCES

2020 increase for planned ramp repairs bid.

KEY PERFORMANCE INDICATORS

Contact Information

Jon G. Urben, General Services Manager,
920-236-5100, jurben@ci.oshkosh.wi.us

05061040 - CONVENTION CENTER PARKING RAMP

	2017 Actuals	2018 Actuals	2019 Original	2019 Projected	2020 Adopted
05061040 - CONVENTION CENTER PARKING RAMP	**-4,782.74**	**-104,917.90**	**-44,000.00**	**-43,000.00**	**-6,600.00**
Revenue					
4792 - MISC SERVICE REVENUES	-98,084.04	-121,930.07	-110,600.00	-110,600.00	-110,600.00
Revenue Total	**-98,084.04**	**-121,930.07**	**-110,600.00**	**-110,600.00**	**-110,600.00**
Expense					
6401 - CONTRACTUAL SERVICES	10,973.64	0.00	0.00	0.00	0.00
6426 - MAINT MACH/EQUIP/BLDG/STRUCT	54,335.65	5,424.92	3,500.00	4,000.00	10,000.00
6469 - UNCOLLECTIBLE ACCOUNTS	16,457.05	0.00	0.00	0.00	0.00
6471 - ELECTRICITY	5,636.48	5,995.82	8,500.00	8,500.00	9,000.00
6472 - SEWER SERVICE	554.34	322.76	300.00	500.00	500.00
6473 - WATER SERVICE	611.32	349.30	600.00	600.00	700.00
6475 - TELEPHONES	150.06	222.29	200.00	200.00	200.00
6482 - BUILDING & CONTENTS	700.00	2,000.00	1,800.00	2,000.00	2,000.00
6483 - COMPREHENSIVE LIABILITY	1,518.00	1,800.00	1,700.00	1,800.00	1,600.00
6496 - LICENSES AND PERMITS	51.00	0.00	0.00	0.00	0.00
6517 - SUPPLIES/REPAIR PARTS	0.00	897.08	0.00	0.00	0.00
6721 - INTEREST EXPENSE	2,313.76	0.00	0.00	0.00	0.00
7214 - BUILDINGS	0.00	0.00	50,000.00	50,000.00	80,000.00
Expense Total	**93,301.30**	**17,012.17**	**66,600.00**	**67,600.00**	**104,000.00**
Grand Total	**-4,782.74**	**-104,917.90**	**-44,000.00**	**-43,000.00**	**-6,600.00**

PARKING UTILITY DIVISION (0509-1717) PERFORMANCE REPORT

DEPARTMENT: TRANSPORTATION & FINANCE

FUND: ENTERPRISE

MISSION STATEMENT

The mission of the Parking Utility is to manage off-street public parking areas downtown and in the Oregon Street Business District for the benefit of our citizens and visitors, whether they are businesses, residences, customers, or employees.

STRATEGIC PLAN GOALS

1 Improve and maintain infrastructure
2 Support Economic Development
3
4
5

2019 ACCOMPLISHMENTS

- Reconstructed Otter Street Parking Lot
- Convention Center North (Fka Ceape) Lot reconstruction
-
-
-

2020 GOALS

- 10 Ave. parking lot reconstruction
-
-
-
-

TOTAL REVENUES and EXPENDITURES

	2017 Actuals	2018 Actuals	2019 Adopted	2019 Projected	2020 Adopted
BEGINNING FUND BALANCE	**3,991,801**	**3,825,675**	**3,700,313**	**3,700,313**	**3,583,013**
REVENUE TOTAL	**202,723**	**140,132**	**148,700**	**147,400**	**147,400**
Personnel Exp	52,489	46,987	47,700	48,500	49,600
Operating Exp	231,600	216,538	216,600	216,200	218,800
EXPENSE TOTAL	**284,089**	**263,525**	**264,300**	**264,700**	**268,400**
SURPLUS / DEFICIT	**-81,367**	**-123,393**	**-115,600**	**-117,300**	**-121,000**
FUND BALANCE	**3,825,675**	**3,700,313**	**3,584,713**	**3,583,013**	**3,462,013**

BUDGET VARIANCES

KEY PERFORMANCE INDICATORS

PARKING UTILITY DIVISION (0509-1717)

PERSONNEL POSITIONS			
Position Title	Current Budgeted Employees	Current Actual Employees	2020 Proposed Employees
Account Clerk I	1.00	1.00	1.00
TOTAL PERSONNEL	1.00	1.00	1.00

Contact Information	Jim Collins, Transportation Director, 920-232-5342, jcollins@ci.oshkosh.wi.us

05091717 - PARKING UTILITY DIVISION

	2017 Actuals	2018 Actuals	2019 Original	2019 Projected	2020 Adopted
05091717 - PARKING UTILITY DIVISION	**81,366.62**	**123,392.82**	**115,600.00**	**117,300.00**	**121,000.00**
Revenue					
4742 - PARKING FORFEITURES-ADMIN	-25,435.00	-18,333.00	-33,300.00	-15,000.00	-15,000.00
4745 - PAY STATION	-11,122.22	-9,247.38	-7,800.00	-7,800.00	-7,800.00
4746 - OVERNIGHT PARKING PERMITS	-37,553.27	-34,576.20	-34,200.00	-34,200.00	-34,200.00
4748 - PARKING STICKERS	-49,556.18	-55,448.15	-54,900.00	-54,900.00	-54,900.00
4750 - BID DISTRICT	-20,000.00	-15,000.00	-15,000.00	-15,000.00	-15,000.00
4759 - NINTH AVENUE LOT	-437.55	-419.08	-400.00	-400.00	-400.00
4764 - CONVENTION CENTER NORTH LOT	-13,028.52	-2,628.55	-2,600.00	-10,500.00	-10,500.00
4769 - OTTER ST LOT	-10,080.00	-4,480.00	-500.00	-9,600.00	-9,600.00
4972 - MISCELLANEOUS REVENUE	-19.05	0.00	0.00	0.00	0.00
5274 - TSF FROM TIF DISTRICTS	-35,491.00	0.00	0.00	0.00	0.00
Revenue Total	**-202,722.79**	**-140,132.36**	**-148,700.00**	**-147,400.00**	**-147,400.00**
Expense					
6102 - REGULAR PAY	28,912.65	30,564.53	32,500.00	33,200.00	34,300.00
6104 - OVERTIME PAY	0.00	5.90	0.00	0.00	0.00
6302 - FICA - EMPLOYERS SHARE	2,113.11	2,242.08	2,400.00	2,400.00	2,500.00
6304 - WISCONSIN RETIREMENT FUND	1,950.77	2,047.05	2,100.00	2,200.00	2,300.00
6305 - WRS PENSION PRIOR SERVICE	1,432.68	1,432.68	0.00	0.00	0.00
6306 - HEALTH INSURANCE	7,775.84	7,495.95	7,500.00	7,500.00	6,700.00
6307 - HEALTH INSURANCE ADMIN FEE	0.00	0.00	200.00	200.00	800.00
6308 - DENTAL	1,305.27	1,359.80	1,400.00	1,400.00	1,400.00
6310 - LIFE INSURANCE	47.34	50.16	100.00	100.00	100.00
6312 - INCOME CONTINUATION INSURANCE	0.00	0.00	0.00	0.00	0.00
6320 - OTHER BENEFITS	6,127.32	62.70	0.00	0.00	0.00
6350 - GASB 68 PENSION EXPEN	2,824.00	1,329.00	1,500.00	1,500.00	1,500.00
6360 - GASB 74 75 OPEB EXPENSE	0.00	397.00	0.00	0.00	0.00
6406 - COMPUTER SERVICE CHARGES	26,000.00	26,000.00	26,000.00	26,000.00	26,000.00
6414 - AUDITING	742.00	1,183.90	1,000.00	1,000.00	1,000.00
6440 - OTHER RENTAL	5,151.65	9,844.65	5,200.00	5,200.00	5,200.00
6450 - ENGINEERING & CONSULTING FEES	650.00	0.00	0.00	0.00	0.00
6458 - CONFERENCE AND TRAINING	0.00	1,021.72	1,500.00	0.00	1,500.00
6471 - ELECTRICITY	6,939.54	6,322.17	7,000.00	7,000.00	7,300.00
6476 - STORM SEWER	16,576.13	18,570.90	15,800.00	15,800.00	16,600.00
6481 - WORKERS COMPENSATION	700.00	1,000.00	0.00	0.00	0.00
6483 - COMPREHENSIVE LIABILITY	512.00	480.00	0.00	500.00	500.00
6499 - MISC FIXED CHARGES	0.00	-0.36	0.00	0.00	0.00
6505 - OFFICE SUPPLIES	2,226.44	2,061.38	3,000.00	3,000.00	3,000.00
6509 - COMPUTER SUPPLIES	0.00	0.00	100.00	100.00	100.00
6540 - SIGN MATERIALS	12,219.00	0.00	4,000.00	4,000.00	4,000.00
6589 - OTHER MATERIALS & SUPPLIES	1,977.25	1,625.53	3,000.00	3,000.00	3,000.00
6609 - DEP EXP-PARKING	157,275.78	147,797.18	150,000.00	150,000.00	150,000.00
6721 - INTEREST EXPENSE	630.64	631.26	0.00	600.00	600.00
Expense Total	**284,089.41**	**263,525.18**	**264,300.00**	**264,700.00**	**268,400.00**
Grand Total	**81,366.62**	**123,392.82**	**115,600.00**	**117,300.00**	**121,000.00**

TRANSIT UTILITY (0511-1728) PERFORMANCE REPORT

DEPARTMENT: TRANSPORTATION

FUND: ENTERPRISE

MISSION STATEMENT

To provide reliable, affordable, and accessible public transportation options to support our community's mobility needs.

STRATEGIC PLAN GOALS

1 Improve and maintain infrastructure
2 Support economic development
3 Improve quality of life assets
4 Strengthen neighborhoods

2019 ACCOMPLISHMENTS

- Completed Transit Development Plan
- Implemented Fare Increase
- Implemented slight change to route 9
- Completed the procurement of 3 New Transit Buses
- Implemented Live Bus Tracking App.

2020 GOALS

- Modernize/replace Fueling System
- Revenue Agreement with OASD
- Renew Revenue Agreement with FVTC
- Site Selection for Future Transit Center
- Research Mobile Fare Technology

TOTAL REVENUES and EXPENDITURES

	2017 Actuals	2018 Actuals	2019 Adopted	2019 Projected	2020 Adopted
BEGINNING FUND BALANCE	**5,258,954**	**5,258,213**	**7,410,591**	**7,410,591**	**7,553,291**
REVENUE TOTAL	**4,969,048**	**7,521,902**	**5,161,700**	**5,071,400**	**5,179,200**
Personnel Exp	2,618,447	2,584,358	2,569,800	2,589,300	2,714,800
Operating Exp	2,496,580	2,667,751	2,591,900	2,339,400	2,504,600
EXPENSE TOTAL	**5,115,027**	**5,252,109**	**5,161,700**	**4,928,700**	**5,219,400**
SURPLUS / DEFICIT	**-145,978**	**2,269,793**	**0**	**142,700**	**-40,200**
FUND BALANCE	**5,258,213**	**7,410,591**	**7,410,591**	**7,553,291**	**7,513,091**

BUDGET VARIANCES

KEY PERFORMANCE INDICATORS

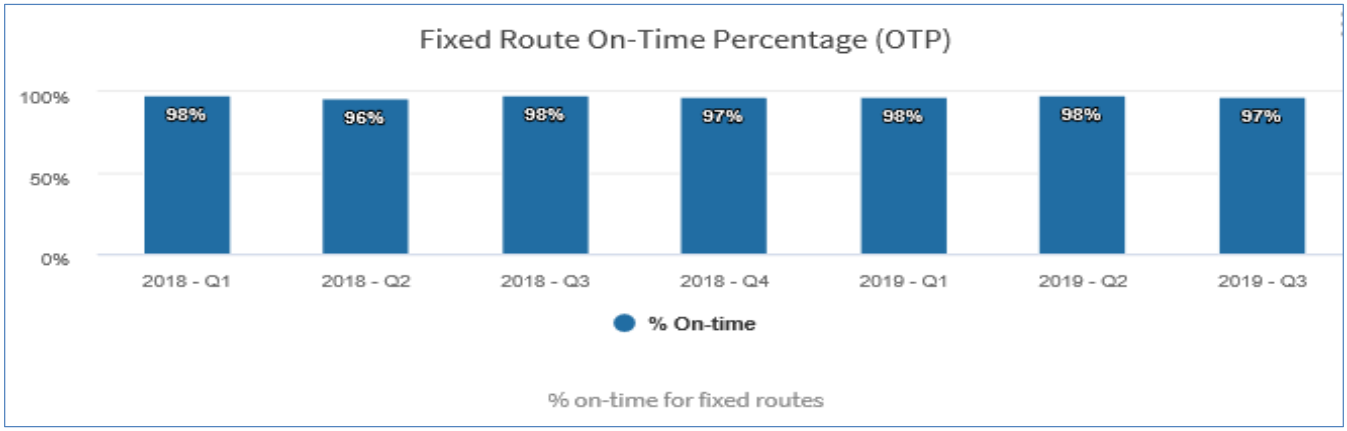

KEY PERFORMANCE INDICATORS (continued)

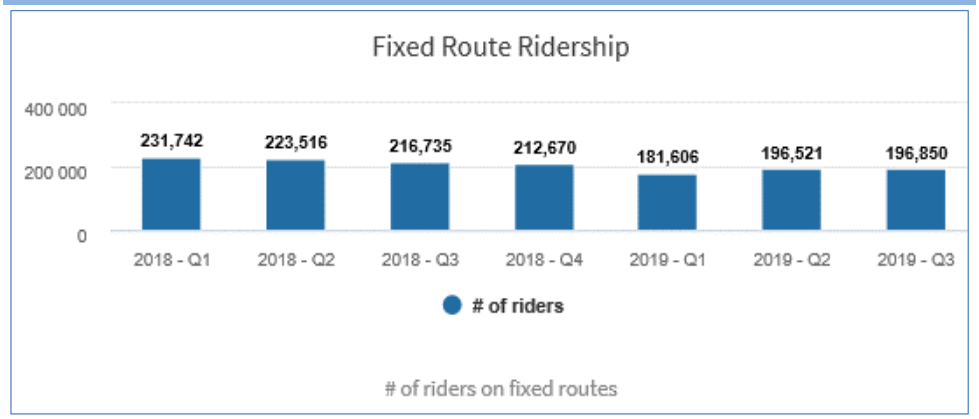

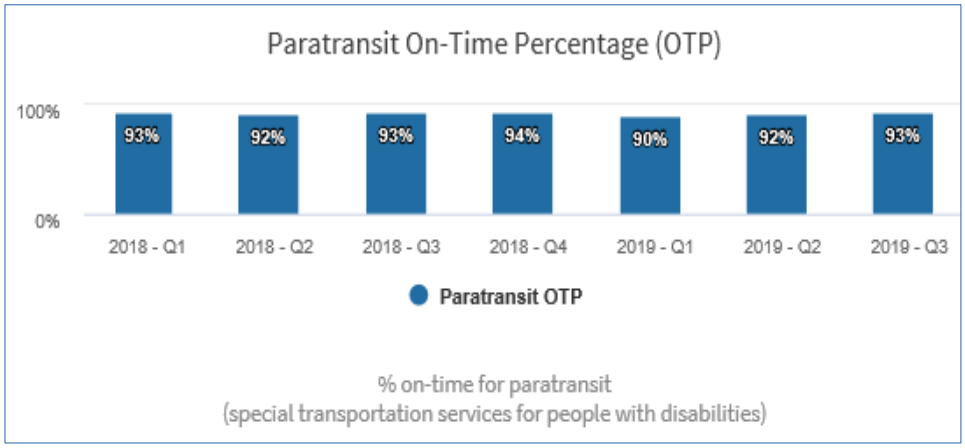

PERSONNEL POSITIONS

Position Title	Current Budgeted Employees	Current Actual Employees	2020 Proposed Employees
Director of Transportation	1.00	1.00	1.00
Transit Operations Manager	1.00	1.00	1.00
Transit Operations Supervisor	1.00	1.00	1.00
Transport Mechanic & Maint. Mgr.	1.00	1.00	1.00
Lead Mechanic Transit	1.00	1.00	1.00
Transit Mechanics	2.00	2.00	2.00
Shop Laborer	1.00	1.00	1.00
Transit Operator Laborer	2.00	2.00	2.00
Administrative Assistant	1.00	1.00	1.00
Customer Service Clerk	1.00	1.00	1.00
Regular Pay - Temp Employee	0.85	0.85	0.85
Transit Operators	18.00	18.00	18.00
Transit Operator Sign	1.00	1.00	1.00
TOTAL PERSONNEL	31.85	31.85	31.85

Contact Information	Jim Collins, Director of Transportation, 920-232-5342, jcollins@ci.oshkosh.wi.us

05111728 - TRANSPORTATION DEPARTMENT

	2017 Actuals	2018 Actuals	2019 Original	2019 Projected	2020 Adopted
05111728 - TRANSPORTATION DEPARTMENT	**145,978.25**	**-2,269,793.33**	**27,200.00**	**-142,700.00**	**40,200.00**
Revenue					
4102 - GENERAL PROPERTY TAX-CITY	-148,024.00	-181,100.00	0.00	-781,600.00	-809,500.00
4207 - FEDERAL AID-UMTA	-1,500,009.00	-1,525,715.00	-1,457,765.00	-1,543,100.00	-1,603,700.00
4222 - STATE AID-TRANSIT	-1,234,918.00	-1,133,182.00	-1,395,142.00	-1,137,300.00	-1,156,000.00
4242 - COUNTY AID-TRANSIT	-451,334.00	-451,855.00	-340,093.00	-462,300.00	-462,900.00
4262 - LOCAL CONTRIBUTION AND AID	-739,500.00	-739,500.00	-781,600.00	0.00	0.00
4774 - PASSENGER FARES	-110,185.90	-97,354.00	-90,500.00	-30,000.00	-30,000.00
4775 - FAREBOX REVENUE - CITY	-127,334.62	-133,314.39	-145,300.00	-163,400.00	-163,400.00
4776 - FAREBOX REVENUE - OTHER	-13,196.09	-26,918.83	-29,900.00	-20,000.00	-20,000.00
4777 - TOKENS	-2,950.00	-3,500.00	-3,700.00	-4,500.00	-4,500.00
4778 - REDUCED PUNCH PASSES	-3,610.00	-4,860.00	-4,500.00	-9,000.00	-9,000.00
4779 - PUNCH PASSES	-22,240.00	-31,300.00	-29,500.00	-56,600.00	-56,600.00
4780 - MONTHLY PASSES	-84,095.00	-96,835.00	-102,500.00	-170,000.00	-170,000.00
4781 - QUARTERLY PASSES	-61,345.00	-64,230.00	-64,900.00	-102,000.00	-102,000.00
4784 - RURAL TICKETS	-59,367.25	-72,343.00	-66,900.00	-62,000.00	-62,000.00
4785 - EAA PASSENGER REVENUE	-40,273.43	-41,071.88	-46,200.00	-63,400.00	-63,400.00
4786 - ADA VAN TICKETS	-76,750.00	-82,075.00	-78,000.00	-83,000.00	-83,000.00
4787 - DIAL-A-RIDE ADA TICKETS	-69,787.50	-89,911.00	-83,400.00	-92,000.00	-92,000.00
4788 - MISC PASSENGER REVENUE	-863.00	-1,066.00	-1,200.00	-1,000.00	-1,000.00
4795 - CABULANCE	-31,785.00	-30,476.00	-34,300.00	-34,300.00	-34,300.00
4796 - D-A-R PARATRANSIT	-161,524.50	-140,178.50	-144,200.00	-174,400.00	-174,400.00
4926 - RENT OF LAND	-2,000.00	-2,000.00	-2,000.00	-2,000.00	-2,000.00
4944 - ADVERTISING REVENUE	-25,487.50	-34,457.50	-33,000.00	-33,000.00	-33,000.00
4972 - MISCELLANEOUS REVENUE	-2,468.46	-43,834.65	-46,500.00	-46,500.00	-46,500.00
4982 - CONTRIBUTED CAPITAL INCOME	0.00	-2,487,514.08	0.00	0.00	0.00
5300 - SALE OF CAPITAL ASSETS	0.00	-7,310.50	0.00	0.00	0.00
Revenue Total	**-4,969,048.25**	**-7,521,902.33**	**-4,981,100.00**	**-5,071,400.00**	**-5,179,200.00**
Expense					
6102 - REGULAR PAY	418,695.48	395,980.46	706,900.00	707,700.00	754,000.00
6103 - REGULAR PAY - TEMP EMPLOYEE	0.00	0.00	29,400.00	29,400.00	30,100.00
6104 - OVERTIME PAY	110,446.20	102,557.29	100,000.00	100,000.00	102,000.00
6108 - HOLIDAY PAY	43,908.27	51,588.50	0.00	0.00	0.00
6110 - SICK PAY	38,271.37	46,960.17	0.00	0.00	0.00
6112 - REGULAR PAY-TRANSIT OPERATORS	1,053,114.64	1,093,836.53	989,500.00	989,700.00	1,010,300.00
6202 - VACATION	87,208.23	109,829.68	0.00	0.00	0.00
6302 - FICA - EMPLOYERS SHARE	128,415.45	132,423.87	135,900.00	134,200.00	139,700.00
6304 - WISCONSIN RETIREMENT FUND	117,397.08	117,507.79	117,700.00	119,700.00	126,400.00
6305 - WRS PENSION PRIOR SERVICE	25,379.88	25,379.88	25,400.00	25,400.00	25,400.00
6306 - HEALTH INSURANCE	467,310.25	417,517.00	430,000.00	447,600.00	471,200.00
6307 - HEALTH INSURANCE ADMIN FEE	0.00	0.00	4,400.00	4,400.00	23,500.00
6308 - DENTAL	4,256.38	23,721.93	24,500.00	25,000.00	26,500.00
6310 - LIFE INSURANCE	5,424.39	5,888.65	6,100.00	6,200.00	5,700.00
6312 - INCOME CONTINUATION INSURANCE	0.00	0.00	0.00	0.00	0.00
6320 - OTHER BENEFITS	6,143.22	6,980.94	0.00	0.00	0.00
6350 - GASB 68 PENSION EXPEN	112,476.00	42,717.00	0.00	0.00	0.00
6360 - GASB 74 75 OPEB EXPENSE	0.00	11,468.00	0.00	0.00	0.00
6401 - CONTRACTUAL SERVICES	36,448.11	68,963.05	73,700.00	73,700.00	73,700.00
6402 - AUTO ALLOWANCE	960.00	971.20	1,000.00	1,000.00	1,000.00
6404 - POSTAGE & SHIPPING	842.63	996.25	1,000.00	1,000.00	1,000.00
6406 - COMPUTER SERVICE CHARGES	40.01	249.90	0.00	0.00	0.00
6407 - CLOUD BASED COMPUTER SERVICES	104.30	122.85	200.00	1,000.00	2,000.00
6408 - PRINTING & BINDING	6,497.23	5,944.81	5,000.00	5,000.00	5,000.00
6410 - ADVERTISING/MARKETING	4,841.10	4,432.36	6,000.00	7,000.00	7,000.00
6411 - PROMOTIONAL SERVICES	0.00	0.00	1,000.00	1,000.00	1,000.00
6414 - AUDITING	3,710.00	6,043.47	5,000.00	5,000.00	5,300.00
6418 - REPAIRS TO MOTOR VEHICLES	35,300.30	7,340.58	20,000.00	20,000.00	20,000.00
6419 - REPAIRS TO TIRES	19,225.73	624.23	10,700.00	10,700.00	10,700.00

05111728 - TRANSPORTATION DEPARTMENT

	2017 Actuals	2018 Actuals	2019 Original	2019 Projected	2020 Adopted
6420 - REPAIRS TO TOOLS & EQUIP	0.00	0.00	800.00	800.00	800.00
6421 - MAINTENANCE RADIOS	0.00	0.00	500.00	500.00	500.00
6424 - MAINTENANCE OFFICE EQUIPMENT	0.00	494.42	8,000.00	8,000.00	8,000.00
6426 - MAINT MACH/EQUIP/BLDG/STRUCT	82,291.47	69,476.77	91,500.00	20,000.00	21,500.00
6427 - MAINTENANCE COMPUTER SOFTWARE	37,350.00	8,243.77	20,000.00	20,000.00	20,000.00
6432 - EQUIPMENT RENTAL	1,270.90	1,247.22	1,500.00	1,500.00	1,500.00
6445 - LAND FILL FEES	0.00	0.00	0.00	300.00	0.00
6448 - SPECIAL SERVICES	1,926.69	798.30	1,000.00	1,000.00	1,000.00
6449 - PURCHASED TRANSPORTATION	1,281,675.91	1,248,498.76	1,454,000.00	1,454,000.00	1,454,000.00
6450 - ENGINEERING & CONSULTING FEES	4,970.00	6,437.00	5,000.00	5,000.00	5,000.00
6453 - VEHICLE LICENSE & REGISTRATION	0.00	606.00	600.00	600.00	600.00
6454 - LEGAL PROFESSIONAL SERVICES	0.00	1,846.00	1,800.00	1,800.00	1,800.00
6458 - CONFERENCE AND TRAINING	3,757.63	5,768.17	10,000.00	10,000.00	10,000.00
6459 - OTHER EMPLOYEE TRAINING	0.00	0.00	1,100.00	1,100.00	1,100.00
6460 - MEMBERSHIP DUES	3,450.00	3,450.00	3,100.00	3,500.00	4,000.00
6466 - MISC CONTRACTUAL SERVICES	4,523.72	0.00	0.00	0.00	0.00
6471 - ELECTRICITY	16,033.66	16,825.58	17,400.00	17,400.00	18,300.00
6472 - SEWER SERVICE	839.34	1,751.83	1,300.00	1,300.00	1,400.00
6473 - WATER SERVICE	945.64	1,773.16	1,400.00	1,400.00	1,500.00
6474 - GAS SERVICE	13,446.00	18,587.19	18,000.00	18,000.00	18,000.00
6475 - TELEPHONES	4,991.87	7,622.61	6,000.00	6,000.00	6,000.00
6476 - STORM SEWER	2,482.97	2,669.11	2,800.00	2,800.00	2,900.00
6481 - WORKERS COMPENSATION	36,400.00	51,300.00	51,300.00	51,300.00	41,200.00
6482 - BUILDING & CONTENTS	1,818.75	3,800.00	3,800.00	3,800.00	4,200.00
6483 - COMPREHENSIVE LIABILITY	5,013.50	5,160.00	5,400.00	5,400.00	5,100.00
6484 - CYBER LIABILITY INSURANCE PREM	0.00	0.00	0.00	0.00	400.00
6485 - VEHICLE INSURANCE	59,359.00	86,400.00	101,000.00	101,000.00	102,500.00
6494 - BOILER INSURANCE	400.00	300.00	300.00	300.00	300.00
6496 - LICENSES AND PERMITS	460.00	244.00	500.00	500.00	500.00
6499 - MISC FIXED CHARGES	1,253.80	1,181.77	500.00	500.00	500.00
6503 - CLOTHING	2,294.68	3,224.18	6,000.00	6,000.00	6,000.00
6505 - OFFICE SUPPLIES	2,813.05	2,406.06	3,000.00	3,000.00	3,000.00
6506 - SOFTWARE SUPPLIES	0.00	1,050.00	5,900.00	5,900.00	5,900.00
6507 - BOOKS & PERIODICALS	467.39	450.80	500.00	500.00	500.00
6509 - COMPUTER SUPPLIES	2,400.65	445.41	3,000.00	3,000.00	4,000.00
6511 - DIESEL FUEL	198,690.70	239,835.17	345,100.00	250,000.00	345,100.00
6513 - MOTOR OIL (LUBRICANTS)	7,549.29	10,053.57	9,000.00	9,000.00	9,000.00
6514 - GASOLINE - UNLEADED	1,607.14	1,919.26	2,500.00	2,500.00	2,500.00
6517 - SUPPLIES/REPAIR PARTS	136,028.77	142,992.85	88,100.00	88,100.00	88,100.00
6518 - FUEL/PROPANE/OTHER GASES	650.15	1,032.40	700.00	900.00	700.00
6519 - TIRES, TUBES & RIMS	6,144.66	18,238.88	20,000.00	20,000.00	20,000.00
6527 - JANITORIAL SUPPLIES	4,594.29	5,371.95	5,000.00	5,000.00	5,000.00
6529 - CHEMICALS	1,092.76	0.00	1,000.00	1,000.00	1,000.00
6537 - SAFETY EQUIPMENT	125.20	233.61	1,000.00	1,000.00	1,000.00
6540 - SIGN MATERIALS	0.00	1,511.00	0.00	0.00	0.00
6545 - TOOLS & SHOP MATERIALS	5,855.25	1,901.16	2,000.00	2,000.00	2,000.00
6550 - MINOR EQUIPMENT	5,182.57	5,103.95	5,200.00	63,300.00	65,000.00
6555 - ENVIRONMENTAL SUPPLIES	260.69	92.50	200.00	200.00	200.00
6557 - MEDICAL SUPPLIES	13.57	0.00	100.00	100.00	100.00
6565 - STONE/GRAVEL/CONCRETE/ASPHALT	12,183.00	1,356.93	2,000.00	2,000.00	2,000.00
6576 - PROMOTIONAL MATERIALS	338.30	1,712.03	2,000.00	2,000.00	2,000.00
6589 - OTHER MATERIALS & SUPPLIES	4,715.74	2,689.40	4,000.00	10,700.00	4,000.00
6607 - DEP EXP-TRANSIT	399,195.59	552,143.12	0.00	0.00	0.00
6721 - INTEREST EXPENSE	31,745.96	33,816.72	0.00	0.00	0.00
7210 - MOTOR VEHICLES	0.00	0.00	0.00	0.00	0.00
7212 - RADIOS	0.00	0.00	0.00	0.00	70,000.00
7214 - BUILDINGS	0.00	0.00	0.00	0.00	0.00
7230 - COMPUTER SOFTWARE	0.00	0.00	0.00	0.00	8,200.00

05111728 - TRANSPORTATION DEPARTMENT

	2017 Actuals	2018 Actuals	2019 Original	2019 Projected	2020 Adopted
Expense Total	**5,115,026.50**	**5,252,109.00**	**5,008,300.00**	**4,928,700.00**	**5,219,400.00**
Grand Total	**145,978.25**	**-2,269,793.33**	**27,200.00**	**-142,700.00**	**40,200.00**

INDUSTRIAL ENTERPRISE PARK LAND FUND (0515-1040) PERFORMANCE REPORT

DEPARTMENT: COMMUNITY DEVELOPMENT

FUND: ENTERPRISE

MISSION STATEMENT

Economic Development by acquiring land for Industrial and Business Parks

STRATEGIC PLAN GOALS

1 Business Retention and Expansion
2 Business Attraction
3
4
5

2019 ACCOMPLISHMENTS

- Two lots sold in 2019: 4imprint for $285,800 and Viking Electric for $52,000.
- One Sale pending: Illinois Cement ($205,700)
- Revenue from these sales total $542,700
-
-

2020 GOALS

- Additional land sales in Southwest Industrial Park around transload facility
- Maintenance of land and improvements
-
-
-

TOTAL REVENUES and EXPENDITURES

	2017 Actuals	2018 Actuals	2019 Adopted	2019 Projected	2020 Adopted
BEGINNING FUND BALANCE	**2,769,534**	**2,757,546**	**2,873,226**	**2,873,226**	**3,368,226**
REVENUE TOTAL	**27,784**	**148,636**	**43,100**	**540,000**	**100,000**
Personnel Exp	0	0	0	0	0
Operating Exp	50,750	32,956	43,100	45,000	45,000
EXPENSE TOTAL	**50,750**	**32,956**	**43,100**	**45,000**	**45,000**
SURPLUS / DEFICIT	**-22,966**	**115,680**	**0**	**495,000**	**55,000**
FUND BALANCE	**2,757,546**	**2,873,226**	**2,873,226**	**3,368,226**	**3,423,226**

BUDGET VARIANCES

Fund balance includes land value

KEY PERFORMANCE INDICATORS

Contact Information

Allen Davis, Director Community Development,
920-236-5055, adavis@ci.oshkosh.wi.us

05151040 - INDUSTRIAL PARK

	2017 Actuals	2018 Actuals	2019 Original	2019 Projected	2020 Adopted
05151040 - INDUSTRIAL PARK	**22,966.25**	**-115,679.52**	**0.00**	**-495,000.00**	**-55,000.00**
Revenue					
4926 - RENT OF LAND	-26,773.59	-17,559.42	0.00	0.00	0.00
4942 - ESCROW / OPTION FEE ON SALE	-1,010.00	0.00	0.00	0.00	0.00
4943 - SALE OF LAND	0.00	-131,076.42	-43,100.00	-540,000.00	-100,000.00
Revenue Total	**-27,783.59**	**-148,635.84**	**-43,100.00**	**-540,000.00**	**-100,000.00**
Expense					
6401 - CONTRACTUAL SERVICES	11,079.50	1,450.00	10,000.00	22,100.00	45,000.00
6476 - STORM SEWER	1,924.72	2,069.02	2,500.00	2,000.00	0.00
6721 - INTEREST EXPENSE	37,745.62	29,437.30	30,600.00	20,900.00	0.00
Expense Total	**50,749.84**	**32,956.32**	**43,100.00**	**45,000.00**	**45,000.00**
Grand Total	**22,966.25**	**-115,679.52**	**0.00**	**-495,000.00**	**-55,000.00**

WATER UTILITY (0541) PERFORMANCE REPORT

DEPARTMENT: PUBLIC WORKS

FUND: ENTERPRISE

MISSION STATEMENT

To protect public health from water borne diseases and support public safety by providing high quality, cost effective, water treatment, distribution, and water supply used to support fire protection for the community.

STRATEGIC PLAN GOALS

1 Improve and Maintain Infrastructure

2

2019 ACCOMPLISHMENTS

- Completed transition to monthly billing
- Submitted Clearwell Project to Public Service Commission
- Completed Risk Management Plan for Treatment Plant
-

2020 GOALS

- Obtain approval from Public Service Commission for clearwell project.
- Repaint Washburn Water Tower.
- Begin Corrosion Control Study for lead and copper
- Complete AWIA Emergency Response Plan
- Obtain approval from Public Service Commission for meter replacement.

TOTAL REVENUES and EXPENDITURES

	2017 Actuals	2018 Actuals	2019 Adopted	2019 Projected	2020 Adopted
BEGINNING FUND BALANCE	**60,882,889**	**65,133,463**	**68,900,573**	**68,900,573**	**74,419,273**
REVENUE TOTAL	**15,701,820**	**15,942,255**	**16,351,600**	**18,234,100**	**17,408,900**
Personnel Exp	2,906,406	2,993,354	3,372,400	3,421,000	3,591,700
Operating Exp	8,544,838	8,870,514	9,033,800	9,294,400	10,478,100
EXPENSE TOTAL	**11,451,243**	**11,863,868**	**12,406,200**	**12,715,400**	**14,069,800**
SURPLUS / DEFICIT	**4,250,576**	**4,078,387**	**3,945,400**	**5,518,700**	**3,339,100**
FUND BALANCE	**65,133,463**	**68,900,573**	**72,845,973**	**74,419,273**	**77,758,373**

BUDGET VARIANCES

DNR is requiring City to implement corrosion control study $225,000

AWIA is requiring City to complete Emergency Response Plan $80,000.

Subtotal of increases in Environmental Costs to include $680,000 for meters.

Addition of a new position in Utility Billing and two positions from Account Clerk I's to II's.

KEY PERFORMANCE INDICATORS

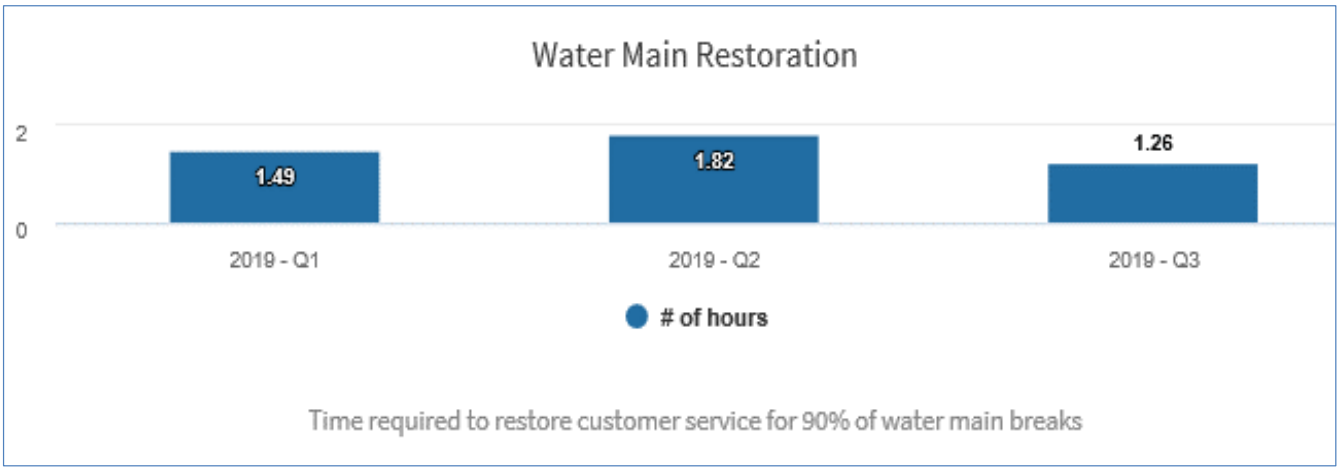

WATER UTILITY (0541)

PERSONNEL POSITIONS

Position Title	Current Budgeted Employees	Current Actual Employees	2020 Proposed Employees
PW Utility Bureau Manager	0.50	0.50	0.50
Environmental Compliance Mgr	0.50	0.00	0.00
Construction Management Supvr	0.00	0.20	0.20
Civil Engineer Supervisor	0.00	0.10	0.10
Water Filtration Plant Division Mgr	1.00	1.00	1.00
Water Distribution Division Mgr	1.00	1.00	1.00
Asst Water Distribution Div Mgr	1.00	1.00	1.00
Eng Division Mgr/City Eng	0.00	0.15	0.15
Industrial Electrical Tech	1.00	1.00	1.00
Filtration Plant Electrical Mech Tech	2.00	2.00	2.00
Maintenance Mechanic	2.00	2.00	2.00
Water Filtration Operator	5.00	5.00	5.00
Lead Water Equipment Operator	1.00	1.00	1.00
Lead Water Maintenance Worker	4.00	4.00	4.00
Water Maintenance Worker	10.00	10.00	10.00
Management Analyst	0.00	0.00	0.50
Secretary	1.00	1.00	1.00
Building Maintenance Custodian	1.00	1.00	1.00
Environmental Health Specialist	1.00	1.00	1.00
Civil Engineer	0.33	0.33	0.33
Civil Engineer Technician	0.33	0.33	0.33
Utility Locator	0.33	0.33	0.33
GIS Administrator	0.20	0.20	0.20
Plumbing Inspector	0.50	0.50	0.50
Financial Utility Manager (1/3)	0.33	0.33	0.33
Account Clerk II (1/3)	0.33	0.33	0.33
Account Clerk II (1/3)	0.50	0.50	0.33
Account Clerk I / II (1/3)	1.00	1.00	0.33
Account Clerk I / II (1/3)	0.33	0.33	0.33
Account Clerk I (1/3)	0.00	0.00	0.33
Director of Finance (1/4)	0.25	0.25	0.25
Account Clerk II (1/10)	0.10	0.10	0.10
Account Clerk II (1/5)	0.20	0.20	0.20
Cashier (1/3)	0.33	0.33	0.33
Safety Risk Mgmt. Officer (1/3)	0.33	0.33	0.33
Civil Engineer Technician (1/3)	0.33	0.33	0.33
Asst Dir of Pub Wks/Utl Gen Mgr	0.00	0.25	0.25
Director of Public Works (1/10)	0.10	0.10	0.10

TOTAL PERSONNEL	37.82	38.02	38.01

Contact Information	James Rabe, Director of Public Works, 920-236-5065, jrabe@ci.oshkosh.wi.us

0541 - WATER UTILITY

0541 - WATER UTILITY	2017 Actuals	2018 Actuals	2019 Original	2019 Projected	2020 Adopted
Revenue					
4408 - RETURNED CHECK CHARGE	-4,225.00	-5,269.07	-4,900.00	-6,100.00	-6,100.00
4706 - METERED SALES-RESIDENTIAL	-6,727,495.25	-6,810,045.96	-7,133,500.00	-7,980,900.00	-7,525,900.00
4708 - METERED SALES-COMMERCIAL	-2,348,606.84	-2,428,600.41	-2,498,500.00	-2,757,900.00	-2,635,900.00
4709 - METERED SALES-MULTIFAMILY	-1,207,324.93	-1,181,406.85	-1,251,100.00	-1,467,800.00	-1,319,900.00
4710 - METERED SALES-INDUSTRIAL	-1,153,619.42	-1,171,145.31	-1,190,700.00	-1,263,600.00	-1,256,200.00
4712 - METERED SALES-PUBLIC	-1,384,523.75	-1,378,886.69	-1,430,300.00	-1,517,500.00	-1,509,000.00
4713 - METERED SALES-MUNICIPAL	-131,830.82	-147,824.42	-138,900.00	-173,500.00	-146,500.00
4714 - FLAT RATE FIRE PROT-COMMERCIAL	-118,626.46	-124,356.01	-134,700.00	-133,000.00	-142,100.00
4715 - FLAT RATE FIRE PROT-INDUSTRIAL	-47,044.31	-47,404.82	-51,000.00	-50,000.00	-53,800.00
4716 - FLAT RATE FIRE PROT-PUBLIC	-28,944.00	-29,709.68	-32,000.00	-31,300.00	-33,800.00
4717 - FLAT RATE FIRE PROT-MUNICIPAL	-2,088.00	-2,147.35	-2,300.00	-2,300.00	-2,500.00
4719 - PUBLIC FIRE PROTECTION SERVICE	-1,550,743.84	-1,610,457.20	-1,943,800.00	-2,113,900.00	-2,028,500.00
4728 - SERVICE CONNECTIONS	551.69	-97,486.26	-1,000.00	-500.00	-500.00
4729 - SERVICE CUT-INS	-4,562.71	-3,800.97	-1,000.00	-5,200.00	-5,200.00
4792 - MISC SERVICE REVENUES	-2,256.22	-18,637.68	-30,000.00	-35,000.00	-35,000.00
4794 - FORFEITED DISCOUNTS	-193,242.41	-197,277.51	-185,000.00	-197,300.00	-197,300.00
4908 - INTEREST-OTHER INVESTMENTS	-176,726.49	-224,412.35	-125,000.00	-346,300.00	-346,300.00
4916 - CAPITAL GAINS ON INVESTMENTS	14,003.57	3,365.70	20,000.00	20,000.00	20,000.00
4928 - OTHER RENTAL	-109,200.00	-109,960.00	-110,000.00	-110,000.00	-122,400.00
4972 - MISCELLANEOUS REVENUE	-108,408.71	-100,695.11	-50,000.00	-4,100.00	-4,100.00
4973 - MERCHANDISE, JOBBING, CONTRACT	14,991.25	0.00	0.00	0.00	0.00
4982 - CONTRIBUTED CAPITAL INCOME	-431,897.00	-256,097.41	-57,900.00	-57,900.00	-57,900.00
Revenue Total	**-15,701,819.65**	**-15,942,255.36**	**-16,351,600.00**	**-18,234,100.00**	**-17,408,900.00**
Expense					
6102 - REGULAR PAY	1,899,902.07	2,033,593.03	2,225,700.00	2,241,900.00	2,367,600.00
6103 - REGULAR PAY - TEMP EMPLOYEE	27,759.84	1,084.00	6,100.00	6,100.00	6,300.00
6104 - OVERTIME PAY	0.00	50,194.15	76,900.00	76,900.00	95,000.00
6302 - FICA - EMPLOYERS SHARE	151,009.28	146,438.77	171,600.00	178,400.00	175,700.00
6304 - WISCONSIN RETIREMENT FUND	140,323.54	135,166.42	151,700.00	152,300.00	160,500.00
6305 - WRS PENSION PRIOR SERVICE	31,468.92	31,468.92	31,500.00	31,500.00	31,500.00
6306 - HEALTH INSURANCE	499,803.92	465,161.41	536,400.00	536,400.00	536,300.00
6307 - HEALTH INSURANCE ADMIN FEE	0.00	0.00	5,100.00	5,100.00	25,000.00
6308 - DENTAL	23,514.00	25,295.39	30,000.00	30,000.00	30,800.00
6310 - LIFE INSURANCE	5,404.09	5,701.85	7,400.00	7,400.00	8,000.00
6312 - INCOME CONTINUATION INSURANCE	0.00	0.00	0.00	0.00	0.00
6350 - GASB 68 PENSION EXPEN	127,220.00	74,526.00	130,000.00	130,000.00	130,000.00
6360 - GASB 74 75 OPEB EXPENSE	0.00	24,724.00	0.00	25,000.00	25,000.00
6401 - CONTRACTUAL SERVICES	254,943.25	471,483.24	632,700.00	752,500.00	671,500.00
6402 - AUTO ALLOWANCE	1,521.28	1,610.24	1,800.00	1,800.00	1,800.00
6404 - POSTAGE & SHIPPING	24,486.00	24,011.82	67,800.00	68,000.00	67,800.00
6406 - COMPUTER SERVICE CHARGES	47,500.00	35,530.00	34,500.00	35,500.00	35,500.00
6407 - CLOUD BASED COMPUTER SERVICES	0.00	96.00	0.00	1,200.00	600.00
6410 - ADVERTISING/MARKETING	588.50	1,287.20	1,500.00	1,500.00	2,000.00
6414 - AUDITING	4,637.50	7,399.39	5,500.00	6,500.00	6,600.00
6418 - REPAIRS TO MOTOR VEHICLES	51,097.21	67,571.72	50,300.00	50,800.00	47,500.00
6419 - REPAIRS TO TIRES	385.58	939.22	1,700.00	1,200.00	2,100.00
6420 - REPAIRS TO TOOLS & EQUIP	1,461.87	973.69	1,500.00	2,500.00	3,000.00
6422 - MAINTENANCE CONTRACT COSTS	0.00	12,962.00	0.00	27,000.00	27,000.00
6424 - MAINTENANCE OFFICE EQUIPMENT	921.69	1,626.68	1,900.00	2,200.00	1,900.00
6426 - MAINT MACH/EQUIP/BLDG/STRUCT	105,482.79	96,431.04	126,400.00	133,800.00	135,500.00
6427 - MAINTENANCE COMPUTER SOFTWARE	35,378.95	43,395.04	47,500.00	50,600.00	51,500.00
6432 - EQUIPMENT RENTAL	5,578.34	5,327.69	5,200.00	5,600.00	5,900.00
6440 - OTHER RENTAL	2,609.06	3,143.69	1,800.00	1,800.00	1,800.00
6445 - LAND FILL FEES	0.00	0.00	0.00	300.00	0.00
6448 - SPECIAL SERVICES	1,392.78	9,387.78	12,500.00	1,200.00	8,300.00

0541 - WATER UTILITY

0541 - WATER UTILITY	2017 Actuals	2018 Actuals	2019 Original	2019 Projected	2020 Adopted
6450 - ENGINEERING & CONSULTING FEES	66,792.20	24,179.99	35,000.00	91,300.00	410,000.00
6453 - VEHICLE LICENSE & REGISTRATION	74.50	0.00	100.00	200.00	100.00
6454 - LEGAL PROFESSIONAL SERVICES	3,901.00	0.00	3,000.00	3,000.00	3,000.00
6458 - CONFERENCE AND TRAINING	3,983.50	3,443.05	4,000.00	5,000.00	4,200.00
6459 - OTHER EMPLOYEE TRAINING	2,630.00	376.86	3,000.00	2,700.00	2,700.00
6460 - MEMBERSHIP DUES	3,609.50	3,223.50	3,600.00	3,800.00	3,800.00
6465 - BANK FEES	4,646.72	4,433.69	5,300.00	5,300.00	5,300.00
6466 - MISC CONTRACTUAL SERVICES	77,047.02	50,898.06	65,000.00	61,000.00	61,000.00
6469 - UNCOLLECTIBLE ACCOUNTS	2,810.25	0.00	3,400.00	3,400.00	3,400.00
6471 - ELECTRICITY	328,187.46	328,044.11	333,100.00	333,100.00	349,400.00
6472 - SEWER SERVICE	451,371.66	492,075.08	381,700.00	381,700.00	381,900.00
6474 - GAS SERVICE	82,643.08	76,124.06	91,000.00	93,200.00	95,300.00
6475 - TELEPHONES	10,286.60	12,259.60	22,700.00	22,700.00	22,700.00
6476 - STORM SEWER	15,405.94	16,701.46	16,900.00	16,900.00	17,800.00
6481 - WORKERS COMPENSATION	47,343.32	64,745.00	66,000.00	66,000.00	53,400.00
6482 - BUILDING & CONTENTS	38,780.00	34,752.00	35,800.00	35,800.00	39,500.00
6483 - COMPREHENSIVE LIABILITY	16,690.02	30,006.19	28,600.00	28,600.00	27,100.00
6484 - CYBER LIABILITY INSURANCE PREM	0.00	0.00	0.00	0.00	1,200.00
6485 - VEHICLE INSURANCE	6,776.00	8,493.00	10,100.00	10,100.00	10,300.00
6487 - PROPERTY TAX EQUIVALENT	974,754.34	963,252.33	1,000,000.00	1,000,000.00	1,000,000.00
6494 - BOILER INSURANCE	5,200.00	5,203.00	6,300.00	6,300.00	7,000.00
6496 - LICENSES AND PERMITS	12,110.05	11,595.47	12,700.00	12,200.00	12,900.00
6499 - MISC FIXED CHARGES	485.00	15,673.58	15,500.00	15,500.00	15,500.00
6503 - CLOTHING	7,737.52	6,549.10	7,100.00	6,700.00	7,200.00
6505 - OFFICE SUPPLIES	5,587.92	7,670.00	10,700.00	13,200.00	10,900.00
6506 - SOFTWARE SUPPLIES	1,983.33	14,059.49	2,200.00	10,200.00	52,200.00
6507 - BOOKS & PERIODICALS	1,374.50	1,145.50	1,400.00	1,400.00	2,400.00
6509 - COMPUTER SUPPLIES	68.61	5,909.27	800.00	19,300.00	19,900.00
6511 - DIESEL FUEL	75.02	145.06	200.00	200.00	200.00
6512 - COMPRESSED NATURAL GAS	0.00	0.00	0.00	0.00	0.00
6513 - MOTOR OIL (LUBRICANTS)	1,689.58	2,302.62	4,400.00	4,400.00	4,400.00
6514 - GASOLINE - UNLEADED	2,086.95	2,470.08	2,700.00	2,900.00	2,900.00
6517 - SUPPLIES/REPAIR PARTS	245,693.09	150,475.05	164,000.00	164,500.00	164,500.00
6518 - FUEL/PROPANE/OTHER GASES	467.16	948.51	1,300.00	1,400.00	1,600.00
6519 - TIRES, TUBES & RIMS	2,649.33	5,778.02	6,700.00	6,700.00	8,300.00
6527 - JANITORIAL SUPPLIES	4,790.32	5,545.06	5,500.00	5,400.00	5,400.00
6529 - CHEMICALS	397,303.61	466,849.74	541,400.00	541,000.00	597,000.00
6535 - LANDSCAPING SUPPLIES	0.00	606.93	400.00	2,200.00	2,500.00
6537 - SAFETY EQUIPMENT	7,594.56	37,331.56	6,800.00	6,900.00	20,600.00
6545 - TOOLS & SHOP MATERIALS	12,939.35	13,256.11	13,300.00	13,300.00	33,300.00
6550 - MINOR EQUIPMENT	26,277.73	19,360.72	36,200.00	44,900.00	44,700.00
6555 - ENVIRONMENTAL SUPPLIES	4,580.00	6,160.00	1,000.00	1,000.00	6,000.00
6557 - MEDICAL SUPPLIES	436.13	743.96	800.00	1,000.00	1,000.00
6565 - STONE/GRAVEL/CONCRETE/ASPHALT	90,978.68	163,912.68	125,000.00	137,400.00	145,000.00
6589 - OTHER MATERIALS & SUPPLIES	10,526.38	13,751.07	18,500.00	20,500.00	17,600.00
6611 - DEP EXP-WATER	3,208,165.28	3,354,525.04	3,213,600.00	3,213,600.00	3,259,900.00
6721 - INTEREST EXPENSE	1,680,626.84	1,661,487.29	1,574,500.00	1,574,500.00	1,632,700.00
6725 - BOND DISCOUNT & COST	88,963.80	0.00	89,000.00	89,000.00	89,000.00
6729 - BOND ISSUE	48,279.00	0.00	70,000.00	70,000.00	70,000.00
6730 - BOND SERVICE FEES	450.00	875.00	900.00	1,000.00	1,100.00
7204 - MACHINERY & EQUIPMENT	0.00	0.00	0.00	0.00	680,000.00
Expense Total	**11,451,243.31**	**11,863,868.27**	**12,406,200.00**	**12,715,400.00**	**14,069,800.00**
Grand Total	**-4,250,576.34**	**-4,078,387.09**	**-3,945,400.00**	**-5,518,700.00**	**-3,339,100.00**

SEWER UTILITY (0551) PERFORMANCE REPORT

DEPARTMENT: PUBLIC WORKS

FUND: ENTERPRISE

MISSION STATEMENT

To protect public health and the water environment by providing high quality and cost-effective wastewater treatment services for the community.

STRATEGIC PLAN GOALS

1 Improve and Maintain Infrastructure

2

2019 ACCOMPLISHMENTS

- Completed Design and Awarded Digester Mixing Project, Construction started
- Completed Influent Valve replacements
- Completed Praire Court Control Panel Upgrades with in-house staff
- Completed Oregon Street Sewer Project, Phase 2
- Completed Risk Management Plan for Treatment Facility

2020 GOALS

- Complete Study for relocation of Septic haulers and Street Sweeper Dump Site
- Complete Roofing projects at Wastewater Treatment Plant
- Coordinate with Engineering Division for upgrades to 28th Ave Lift Station and contination of Oregon Street Sewer Project
-

TOTAL REVENUES and EXPENDITURES

	2017 Actuals	2018 Actuals	2019 Adopted	2019 Projected	2020 Adopted
BEGINNING FUND BALANCE	**63,516,205**	**66,566,807**	**69,433,980**	**69,433,980**	**71,830,984**
REVENUE TOTAL	**14,579,493**	**15,164,717**	**15,467,600**	**15,292,800**	**16,914,300**
Personnel Exp	3,040,634	3,126,092	3,237,000	3,273,600	3,317,700
Operating Exp	8,488,256	8,836,713	9,674,800	9,622,196	10,081,800
EXPENSE TOTAL	**11,528,890**	**11,962,805**	**12,911,800**	**12,895,796**	**13,399,500**
SURPLUS / DEFICIT	**3,050,603**	**3,201,912**	**2,555,800**	**2,397,004**	**3,514,800**
FUND BALANCE	**66,566,807**	**69,768,719**	**71,989,780**	**71,830,984**	**75,345,784**

BUDGET VARIANCES

KEY PERFORMANCE INDICATORS

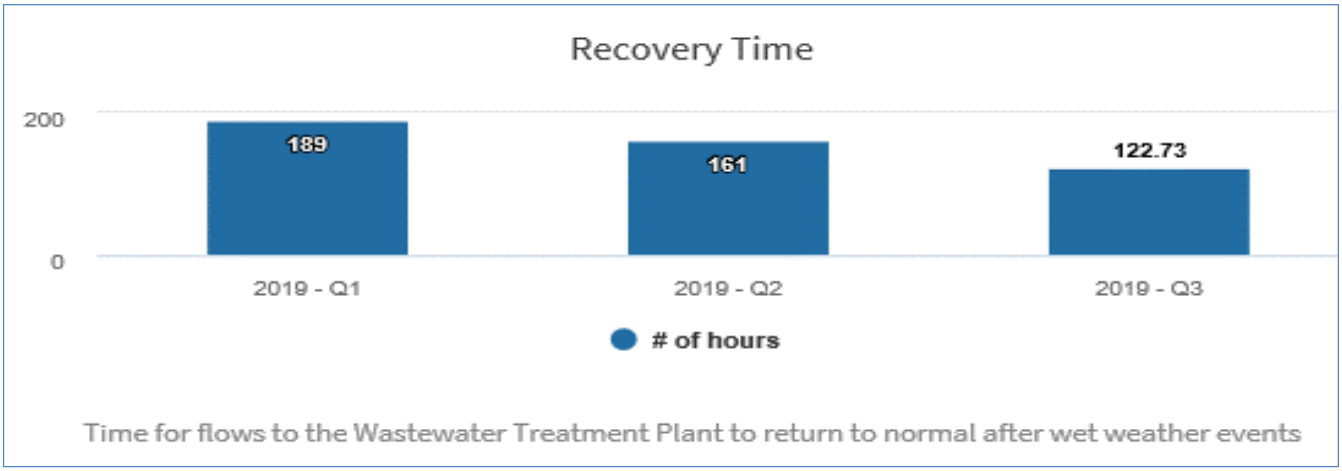

SEWER UTILITY (0551)

PERSONNEL POSITIONS

Position Title	Current Budgeted Employees	Current Actual Employees	2020 Proposed Employees
PW Utility Bureau Manager	0.50	0.50	0.50
Environmental Compliance Mgr.	0.50	0.00	0.00
Civil Engineering Supervisor	0.00	0.10	0.10
Construction Management Supvr	0.00	0.20	0.20
Eng Division Mgr./City Eng	0.00	0.15	0.15
Asst Dir of Pub Wks/Utl Gen Mgr.	0.00	0.25	0.25
WW Treatment Plant Division Mgr.	1.00	1.00	1.00
WW Maintenance Supervisor	1.00	1.00	1.00
Industrial / Electrical Technician	1.00	1.00	1.00
Pretreatment Coord.	1.00	1.00	1.00
Chemist	1.00	1.00	1.00
Wastewater Plant Supervisor	1.00	1.00	1.00
Instrumentation/Electro Mech Tech	2.00	2.00	2.00
Lead Maintenance Mechanic	1.00	1.00	1.00
Maintenance Mechanic	5.00	5.00	5.00
Liquids Operator 2	8.00	8.00	8.00
Solids Operator	3.00	3.00	3.00
Sewage Plant Maintenance Worker	1.00	1.00	1.00
Equipment Operator	3.00	3.00	3.00
Management Analyst	1.00	1.00	0.50
Civil Engineer	0.33	0.33	0.33
Utility Locator	0.33	0.33	0.33
Civil Engineer Technician	0.33	0.33	0.33
Plumbing Inspector	0.50	0.50	0.50
GIS Administrator	0.20	0.20	0.20
PW Street Supervisor	0.75	0.75	0.75
Office Assistant	0.25	0.25	0.25
Financial Utility Manager (1/3)	0.33	0.33	0.33
Account Clerk II (1/3)	0.33	0.33	0.33
Account Clerk II (1/3)	0.25	0.25	0.33
Account Clerk II (1/3)	0.00	0.00	0.33
Account Clerk I / II (1/3)	0.33	0.33	0.33
Account Clerk I (1/3)	0.00	0.00	0.33
Director of Finance	0.25	0.25	0.25
Account Clerk II (3/20)	0.15	0.15	0.15
Account Clerk II (1/5)	0.20	0.20	0.20
Cashier (1/3)	0.33	0.33	0.33
Safety Risk Mgmt. Officer (1/3)	0.33	0.33	0.33
Civil Engineer Technician (1/3)	0.33	0.33	0.33

Director of Public Works (1/5)	0.20	0.20	0.10
TOTAL PERSONNEL	36.72	36.92	37.06

Contact Information	James Rabe, Director of Public Works, 920-236-5065, jrabe@ci.oshkosh.wi.us

0551 - SEWER UTILITY

0551 - SEWER UTILITY	2017 Actuals	2018 Actuals	2019 Original	2019 Projected	2020 Adopted
Revenue					
4721 - SEWERAGE SERVICE	-13,051,466.98	-13,987,954.54	-14,521,500.00	-14,016,000.00	-15,637,500.00
4722 - PRETREATMENT	-82,011.89	-76,597.92	-82,600.00	-124,500.00	-124,500.00
4723 - SEPTAGE DISPOSAL	-203,316.72	-208,093.75	-170,000.00	-221,700.00	-221,700.00
4794 - FORFEITED DISCOUNTS	-171,257.29	-185,835.47	-160,000.00	-185,800.00	-185,800.00
4798 - INTEREST EXPENSE SUBSIDY	0.00	-17,029.44	0.00	0.00	0.00
4908 - INTEREST-OTHER INVESTMENTS	-207,671.32	-318,099.69	-140,000.00	-377,300.00	-377,300.00
4916 - CAPITAL GAINS ON INVESTMENTS	14,352.46	9,036.75	25,000.00	25,000.00	25,000.00
4972 - MISCELLANEOUS REVENUE	-22,902.11	-101,611.35	-40,000.00	-14,000.00	-14,000.00
4982 - CONTRIBUTED CAPITAL INCOME	-855,219.27	-278,531.85	-378,500.00	-378,500.00	-378,500.00
5300 - SALE OF CAPITAL ASSETS	0.00	0.00	0.00	0.00	0.00
Revenue Total	**-14,579,493.12**	**-15,164,717.26**	**-15,467,600.00**	**-15,292,800.00**	**-16,914,300.00**
Expense					
6102 - REGULAR PAY	2,059,082.64	2,173,199.60	2,210,300.00	2,248,500.00	2,317,400.00
6103 - REGULAR PAY - TEMP EMPLOYEE	0.00	0.00	0.00	400.00	0.00
6104 - OVERTIME PAY	504.18	26,812.20	4,900.00	5,200.00	5,300.00
6302 - FICA - EMPLOYERS SHARE	153,150.21	161,388.37	165,300.00	172,000.00	171,800.00
6304 - WISCONSIN RETIREMENT FUND	142,268.20	142,533.06	145,300.00	147,300.00	156,600.00
6305 - WRS PENSION PRIOR SERVICE	33,771.60	33,771.60	33,800.00	33,800.00	33,800.00
6306 - HEALTH INSURANCE	487,760.49	475,408.83	504,200.00	494,800.00	444,400.00
6307 - HEALTH INSURANCE ADMIN FEE	0.00	0.00	3,800.00	3,800.00	20,200.00
6308 - DENTAL	26,929.97	28,585.59	31,100.00	29,100.00	29,600.00
6310 - LIFE INSURANCE	5,812.60	5,492.24	6,300.00	6,700.00	6,600.00
6312 - INCOME CONTINUATION INSURANCE	0.00	0.00	0.00	0.00	0.00
6350 - GASB 68 PENSION EXPEN	131,354.00	52,342.00	132,000.00	132,000.00	132,000.00
6360 - GASB 74 75 OPEB EXPENSE	0.00	26,559.00	0.00	0.00	0.00
6401 - CONTRACTUAL SERVICES	181,127.92	110,087.17	331,700.00	332,150.00	329,700.00
6402 - AUTO ALLOWANCE	411.13	429.76	600.00	600.00	600.00
6404 - POSTAGE & SHIPPING	24,218.87	22,474.63	68,200.00	67,900.00	68,200.00
6406 - COMPUTER SERVICE CHARGES	47,500.00	34,485.00	47,500.00	34,500.00	34,500.00
6407 - CLOUD BASED COMPUTER SERVICES	0.00	96.00	0.00	800.00	800.00
6408 - PRINTING & BINDING	12.13	57.00	0.00	0.00	0.00
6410 - ADVERTISING/MARKETING	0.00	0.00	1,500.00	100.00	500.00
6414 - AUDITING	4,637.50	7,399.39	5,500.00	6,500.00	6,600.00
6418 - REPAIRS TO MOTOR VEHICLES	21,472.99	18,710.25	19,000.00	19,000.00	19,000.00
6419 - REPAIRS TO TIRES	434.86	67.96	200.00	200.00	200.00
6420 - REPAIRS TO TOOLS & EQUIP	695.27	8,083.96	7,300.00	7,300.00	7,300.00
6421 - MAINTENANCE RADIOS	0.00	0.00	0.00	400.00	400.00
6424 - MAINTENANCE OFFICE EQUIPMENT	921.69	1,434.40	1,800.00	2,100.00	2,200.00
6426 - MAINT MACH/EQUIP/BLDG/STRUCT	500,387.61	537,206.07	552,000.00	573,000.00	553,000.00
6427 - MAINTENANCE COMPUTER SOFTWARE	24,399.25	28,901.79	31,300.00	31,300.00	36,300.00
6432 - EQUIPMENT RENTAL	2,575.87	2,767.05	11,100.00	9,400.00	9,400.00
6440 - OTHER RENTAL	550.00	550.00	600.00	600.00	600.00
6445 - LAND FILL FEES	22,899.60	30,519.89	30,000.00	44,500.00	44,500.00
6448 - SPECIAL SERVICES	158,833.01	159,140.15	150,300.00	152,800.00	162,300.00
6450 - ENGINEERING & CONSULTING FEES	251,293.86	248,920.96	565,000.00	385,000.00	400,000.00
6453 - VEHICLE LICENSE & REGISTRATION	0.00	74.50	100.00	100.00	100.00
6454 - LEGAL PROFESSIONAL SERVICES	57,107.72	130,267.71	100,000.00	100,000.00	100,000.00
6458 - CONFERENCE AND TRAINING	1,920.59	4,602.84	7,400.00	7,500.00	7,500.00
6459 - OTHER EMPLOYEE TRAINING	2,175.00	3,567.00	2,900.00	2,800.00	2,800.00
6460 - MEMBERSHIP DUES	2,807.50	2,652.50	3,000.00	3,200.00	3,200.00
6465 - BANK FEES	4,139.50	4,783.50	4,200.00	4,200.00	4,200.00
6466 - MISC CONTRACTUAL SERVICES	109,757.93	9,839.98	4,000.00	4,000.00	4,000.00
6469 - UNCOLLECTIBLE ACCOUNTS	4,009.77	0.00	4,200.00	4,900.00	4,200.00
6471 - ELECTRICITY	580,538.73	614,884.50	600,500.00	600,500.00	629,900.00
6472 - SEWER SERVICE	0.00	122.24	0.00	300.00	0.00

0551 - SEWER UTILITY

0551 - SEWER UTILITY	2017 Actuals	2018 Actuals	2019 Original	2019 Projected	2020 Adopted
6473 - WATER SERVICE	38,429.49	39,326.67	36,700.00	62,500.00	64,500.00
6474 - GAS SERVICE	102,268.18	96,777.66	106,000.00	109,300.00	111,900.00
6475 - TELEPHONES	3,867.17	5,679.68	6,800.00	6,600.00	6,700.00
6476 - STORM SEWER	24,122.05	26,140.10	27,300.00	29,000.00	30,300.00
6481 - WORKERS COMPENSATION	29,099.99	41,000.00	41,000.00	41,000.00	32,900.00
6482 - BUILDING & CONTENTS	55,924.40	51,094.99	52,500.00	52,500.00	58,200.00
6483 - COMPREHENSIVE LIABILITY	11,180.82	23,324.49	22,300.00	22,300.00	21,100.00
6484 - CYBER LIABILITY INSURANCE PREM	0.00	0.00	0.00	0.00	600.00
6485 - VEHICLE INSURANCE	2,442.51	4,486.00	5,200.00	5,200.00	5,200.00
6494 - BOILER INSURANCE	7,196.99	7,270.00	7,200.00	7,200.00	8,000.00
6496 - LICENSES AND PERMITS	23,781.37	21,898.50	31,400.00	31,600.00	31,600.00
6499 - MISC FIXED CHARGES	4,312.50	4,133.75	600.00	500.00	600.00
6503 - CLOTHING	1,568.59	1,942.35	1,800.00	1,400.00	1,900.00
6505 - OFFICE SUPPLIES	36,237.58	34,699.28	55,300.00	58,500.00	55,400.00
6506 - SOFTWARE SUPPLIES	1,983.34	13,009.49	1,800.00	3,400.00	3,800.00
6507 - BOOKS & PERIODICALS	464.30	600.90	500.00	600.00	600.00
6509 - COMPUTER SUPPLIES	73.36	4,074.31	11,500.00	11,600.00	11,600.00
6510 - EMPLOYEE TRAINING MATERIALS	0.00	0.00	0.00	200.00	0.00
6511 - DIESEL FUEL	19,509.48	26,313.54	23,200.00	23,200.00	24,300.00
6512 - COMPRESSED NATURAL GAS	2,922.42	3,993.41	4,000.00	4,000.00	4,000.00
6513 - MOTOR OIL (LUBRICANTS)	4,140.62	7,412.03	4,200.00	7,200.00	7,900.00
6514 - GASOLINE - UNLEADED	4,766.74	6,222.71	6,700.00	7,500.00	7,600.00
6517 - SUPPLIES/REPAIR PARTS	207,797.79	215,386.25	212,400.00	230,146.26	243,400.00
6518 - FUEL/PROPANE/OTHER GASES	1,265.00	1,245.95	1,000.00	2,200.00	2,300.00
6519 - TIRES, TUBES & RIMS	1,884.07	279.20	1,400.00	1,400.00	1,400.00
6524 - SEWER MAINTENANCE SUPPLIES	19,024.40	16,754.49	20,000.00	20,000.00	20,000.00
6527 - JANITORIAL SUPPLIES	4,553.28	4,030.91	4,600.00	4,800.00	4,800.00
6529 - CHEMICALS	321,244.37	354,205.20	380,000.00	402,000.00	402,000.00
6535 - LANDSCAPING SUPPLIES	0.00	84.88	0.00	400.00	400.00
6537 - SAFETY EQUIPMENT	6,357.28	39,494.23	12,500.00	11,500.00	13,500.00
6545 - TOOLS & SHOP MATERIALS	11,673.27	7,153.97	8,000.00	10,000.00	10,000.00
6550 - MINOR EQUIPMENT	12,842.51	29,024.60	25,700.00	32,100.00	38,800.00
6555 - ENVIRONMENTAL SUPPLIES	0.00	0.00	0.00	200.00	200.00
6557 - MEDICAL SUPPLIES	47.34	19.88	0.00	100.00	100.00
6565 - STONE/GRAVEL/CONCRETE/ASPHALT	20,923.17	7,135.39	15,000.00	25,000.00	20,000.00
6589 - OTHER MATERIALS & SUPPLIES	19,806.74	15,297.64	18,100.00	21,100.00	19,200.00
6612 - DEP EXP-SEWER	3,502,769.96	3,781,177.22	3,894,000.00	3,894,000.00	4,152,400.00
6721 - INTEREST EXPENSE	1,832,812.71	1,963,021.63	1,939,500.00	1,939,500.00	2,085,900.00
6725 - BOND DISCOUNT & COST	85,746.75	0.00	85,800.00	85,800.00	85,800.00
6729 - BOND ISSUE	59,937.00	0.00	60,000.00	60,000.00	60,000.00
6730 - BOND SERVICE FEES	450.00	875.00	900.00	1,000.00	900.00
Expense Total	**11,528,889.73**	**11,962,804.99**	**12,911,800.00**	**12,895,796.26**	**13,399,500.00**
Grand Total	**-3,050,603.39**	**-3,201,912.27**	**-2,555,800.00**	**-2,397,003.74**	**-3,514,800.00**

STORM WATER UTILITY (0561) PERFORMANCE REPORT

DEPARTMENT: PUBLIC WORKS

FUND: ENTERPRISE

MISSION STATEMENT

Manage storm water runoff in the City through flood control projects and water quality improvements (as required by WI DNR).

STRATEGIC PLAN GOALS

1 Improve and Maintain Infrastructure / Storm Water Management
2 Improve quality of life assets
3
4
5

2019 ACCOMPLISHMENTS

- Completed the Libbey/Nicolet N. Main Detention Basin.
- Completed the Fernau Watershed Study
- Completion of a two year study with the USGS to quantify water quality benefits of City's fall leaf management program.
- Restoration of native vegetation in City Stormwater basins.
- Construction of stormwater management for the extensions of N. Koeller St and N. Westfield St.
-

2020 GOALS

- Construction of the East Parkway Ave dry detention basin.
- Restoration of native vegetation in City Stormwater basins.
- Update the City wide Storm Water Management Water Quality Plan
-
-

TOTAL REVENUES and EXPENDITURES

	2017 Actuals	2018 Actuals	2019 Adopted	2019 Projected	2020 Adopted
BEGINNING FUND BALANCE	**40,267,802**	**45,932,630**	**51,174,820**	**51,174,820**	**56,059,670**
REVENUE TOTAL	**12,040,621**	**12,291,429**	**10,779,700**	**12,326,000**	**11,995,500**
Personnel Exp	1,244,378	1,220,477	1,282,100	1,284,200	1,358,500
Operating Exp	5,131,413	5,690,858	6,189,500	6,156,950	6,669,400
EXPENSE TOTAL	**6,375,791**	**6,911,334**	**7,471,600**	**7,441,150**	**8,027,900**
SURPLUS / DEFICIT	**5,664,831**	**5,380,095**	**3,308,100**	**4,884,850**	**3,967,600**
FUND BALANCE	**45,932,630**	**51,174,820**	**54,482,920**	**56,059,670**	**60,027,270**

BUDGET VARIANCES

KEY PERFORMANCE INDICATORS

STORM WATER UTILITY (0561)

PERSONNEL POSITIONS

Position Title	Current Budgeted Employees	Current Actual Employees	2020 Proposed Employees
Civil Engineering Supervisor	1.00	0.50	0.50
Civil Engineer	1.34	1.34	1.34
Principal Civil Engineer	1.00	1.00	1.00
Civil Engineer Technician	1.34	1.34	1.34
Utility Locator	0.34	0.34	0.34
Equipment Operator	5.00	5.00	5.00
Construction Management Supvr	0.00	0.30	0.30
Eng Division Mgr/City Eng	0.00	0.20	0.20
GIS Administrator	0.20	0.20	0.20
Office Assistant	0.30	0.30	0.30
Financial Utility Manager (1/3)	0.33	0.33	0.34
Account Clerk II (1/3)	0.34	0.33	0.34
Account Clerk II (1/3)	0.25	0.33	0.34
Account Clerk II (1/3)	0.00	0.00	0.34
Account Clerk I / II (1/3)	0.33	0.33	0.34
Account Clerk I (1/3)	0.00	0.00	0.34
PW Street Supervisor (3/4)	0.75	0.75	0.75
Office Assistant (1/4)	0.25	0.25	0.25
Director of Finance (1/4)	0.25	0.25	0.25
Account Clerk II (1/10)	0.10	0.10	0.10
Account Clerk II (1/5)	0.20	0.20	0.20
Cashier (1/3)	0.33	0.33	0.33
Asst Dir of Pub Wks/Utl Gen Mgr	0.33	0.25	0.25
Director of Public Works (1/5)	0.20	0.20	0.20
TOTAL PERSONNEL	14.18	14.17	14.89

Contact Information	James Rabe, Director of Public Works, 920-236-5065, jrabe@ci.oshkosh.wi.us

0561 - STORM WATER UTILITY

0561 - STORM WATER UTILITY	2017 Actuals	2018 Actuals	2019 Original	2019 Projected	2020 Adopted
Revenue					
4260 - GRANTS AND AIDS	-5,000.00	-5,000.00	0.00	-4,000.00	-4,000.00
4720 - STORM WATER FEES	-9,135,760.92	-9,867,156.48	-10,462,400.00	-11,657,600.00	-11,327,100.00
4725 - SITE PLAN REVIEW FEES	0.00	-23,201.69	-15,000.00	-1,000.00	-1,000.00
4794 - FORFEITED DISCOUNTS	-92,897.55	-93,060.25	-85,000.00	-93,100.00	-93,100.00
4908 - INTEREST-OTHER INVESTMENTS	-150,652.88	-243,552.07	-100,000.00	-460,000.00	-460,000.00
4916 - CAPITAL GAINS ON INVESTMENTS	13,098.14	2,099.25	20,000.00	20,000.00	20,000.00
4972 - MISCELLANEOUS REVENUE	-25,906.48	-2,905.21	-10,000.00	-3,000.00	-3,000.00
4982 - CONTRIBUTED CAPITAL INCOME	-2,643,501.43	-2,058,652.74	-127,300.00	-127,300.00	-127,300.00
Revenue Total	**-12,040,621.12**	**-12,291,429.19**	**-10,779,700.00**	**-12,326,000.00**	**-11,995,500.00**
Expense					
6102 - REGULAR PAY	887,535.60	874,218.12	901,500.00	898,300.00	955,600.00
6103 - REGULAR PAY - TEMP EMPLOYEE	0.00	6,917.84	6,100.00	6,100.00	6,300.00
6104 - OVERTIME PAY	0.00	7,307.67	1,500.00	8,000.00	9,300.00
6302 - FICA - EMPLOYERS SHARE	63,481.23	64,625.83	68,500.00	63,800.00	71,000.00
6304 - WISCONSIN RETIREMENT FUND	59,078.97	58,441.56	59,600.00	58,300.00	64,400.00
6305 - WRS PENSION PRIOR SERVICE	10,080.36	10,080.36	10,100.00	10,100.00	10,100.00
6306 - HEALTH INSURANCE	163,313.68	158,356.17	169,600.00	176,500.00	177,400.00
6308 - DENTAL	10,087.98	11,071.47	12,300.00	10,600.00	11,600.00
6310 - LIFE INSURANCE	2,381.13	2,357.72	2,900.00	2,500.00	2,800.00
6312 - INCOME CONTINUATION INSURANCE	0.00	0.00	0.00	0.00	0.00
6350 - GASB 68 PENSION EXPEN	48,419.00	16,253.00	50,000.00	50,000.00	50,000.00
6360 - GASB 74 75 OPEB EXPENSE	0.00	10,847.00	0.00	0.00	0.00
6401 - CONTRACTUAL SERVICES	13,469.61	17,516.69	73,500.00	74,700.00	79,700.00
6402 - AUTO ALLOWANCE	1,421.63	1,482.49	1,400.00	1,400.00	1,400.00
6404 - POSTAGE & SHIPPING	22,713.17	21,451.89	66,000.00	66,000.00	66,000.00
6406 - COMPUTER SERVICE CHARGES	47,500.00	34,485.00	34,500.00	34,500.00	34,500.00
6407 - CLOUD BASED COMPUTER SERVICES	0.00	144.00	0.00	500.00	100.00
6408 - PRINTING & BINDING	0.00	57.00	0.00	0.00	0.00
6410 - ADVERTISING/MARKETING	0.00	0.00	3,000.00	200.00	1,000.00
6414 - AUDITING	4,637.50	7,399.39	6,500.00	6,500.00	6,600.00
6418 - REPAIRS TO MOTOR VEHICLES	37,067.76	39,370.42	32,000.00	32,000.00	32,000.00
6419 - REPAIRS TO TIRES	23.98	0.00	500.00	0.00	500.00
6420 - REPAIRS TO TOOLS & EQUIP	399.31	5,028.66	3,000.00	3,000.00	3,000.00
6424 - MAINTENANCE OFFICE EQUIPMENT	921.69	1,029.86	1,100.00	1,400.00	1,400.00
6426 - MAINT MACH/EQUIP/BLDG/STRUCT	65,900.97	41,656.42	50,000.00	77,171.54	77,200.00
6427 - MAINTENANCE COMPUTER SOFTWARE	9,569.27	9,206.93	11,100.00	13,600.00	13,600.00
6432 - EQUIPMENT RENTAL	529.67	3,225.44	600.00	800.00	800.00
6440 - OTHER RENTAL	50.00	0.00	0.00	0.00	0.00
6445 - LAND FILL FEES	50,202.28	57,781.87	56,000.00	56,000.00	57,400.00
6448 - SPECIAL SERVICES	177,577.98	217,438.80	230,000.00	230,000.00	230,000.00
6450 - ENGINEERING & CONSULTING FEES	111,370.59	119,631.50	182,500.00	231,991.25	234,500.00
6453 - VEHICLE LICENSE & REGISTRATION	0.00	0.00	0.00	100.00	0.00
6454 - LEGAL PROFESSIONAL SERVICES	5,414.00	13,224.50	7,500.00	32,500.00	42,500.00
6458 - CONFERENCE AND TRAINING	5,845.34	4,667.22	5,000.00	5,000.00	5,000.00
6459 - OTHER EMPLOYEE TRAINING	35.00	281.25	500.00	500.00	500.00
6460 - MEMBERSHIP DUES	4,300.00	3,780.00	4,200.00	4,700.00	4,700.00
6465 - BANK FEES	5,732.19	6,442.82	5,700.00	5,700.00	5,700.00
6466 - MISC CONTRACTUAL SERVICES	43,244.16	42,790.35	45,000.00	45,000.00	45,000.00
6469 - UNCOLLECTIBLE ACCOUNTS	1,546.98	0.00	1,600.00	2,200.00	1,600.00
6471 - ELECTRICITY	6,462.21	7,856.58	7,200.00	8,800.00	9,200.00
6472 - SEWER SERVICE	165.32	174.33	200.00	200.00	200.00
6473 - WATER SERVICE	1,720.49	1,515.57	1,700.00	1,700.00	1,800.00
6474 - GAS SERVICE	1,046.64	1,380.70	1,000.00	1,200.00	1,200.00
6475 - TELEPHONES	1,800.07	2,479.44	3,600.00	2,500.00	2,500.00
6481 - WORKERS COMPENSATION	6,400.00	9,000.00	9,000.00	9,000.00	7,200.00

0561 - STORM WATER UTILITY

0561 - STORM WATER UTILITY	2017 Actuals	2018 Actuals	2019 Original	2019 Projected	2020 Adopted
6482 - BUILDING & CONTENTS	1,960.00	2,000.00	1,800.00	1,800.00	2,000.00
6483 - COMPREHENSIVE LIABILITY	1,339.00	2,387.00	1,500.00	1,500.00	1,400.00
6484 - CYBER LIABILITY INSURANCE PREM	0.00	0.00	0.00	0.00	400.00
6485 - VEHICLE INSURANCE	1,833.75	1,453.00	2,700.00	2,700.00	2,700.00
6496 - LICENSES AND PERMITS	8,255.80	16,907.00	10,100.00	8,800.00	8,800.00
6503 - CLOTHING	233.91	286.50	300.00	300.00	300.00
6505 - OFFICE SUPPLIES	3,669.55	3,735.90	2,600.00	7,700.00	3,700.00
6506 - SOFTWARE SUPPLIES	1,983.33	13,229.36	900.00	4,700.00	4,500.00
6509 - COMPUTER SUPPLIES	30.96	2,487.01	11,100.00	11,100.00	11,100.00
6510 - EMPLOYEE TRAINING MATERIALS	0.00	0.00	0.00	100.00	0.00
6511 - DIESEL FUEL	29,186.44	31,486.44	28,000.00	28,000.00	29,300.00
6513 - MOTOR OIL (LUBRICANTS)	0.00	0.00	0.00	100.00	0.00
6517 - SUPPLIES/REPAIR PARTS	72,018.64	77,785.32	60,000.00	61,650.46	60,000.00
6519 - TIRES, TUBES & RIMS	726.05	0.00	300.00	300.00	300.00
6524 - SEWER MAINTENANCE SUPPLIES	33,351.03	28,623.07	35,000.00	35,000.00	35,000.00
6529 - CHEMICALS	0.00	221.70	500.00	0.00	500.00
6535 - LANDSCAPING SUPPLIES	468.00	0.00	300.00	600.00	300.00
6537 - SAFETY EQUIPMENT	111.71	0.00	0.00	0.00	0.00
6545 - TOOLS & SHOP MATERIALS	504.06	287.92	1,000.00	2,300.00	1,000.00
6546 - STREET SWEEPING SUPPLIES	16,124.00	12,317.92	17,000.00	19,936.45	17,000.00
6550 - MINOR EQUIPMENT	3,647.67	1,909.21	4,000.00	14,900.00	4,400.00
6565 - STONE/GRAVEL/CONCRETE/ASPHALT	66,904.85	79,648.77	68,000.00	81,600.00	83,000.00
6589 - OTHER MATERIALS & SUPPLIES	10,983.57	16,842.32	5,600.00	8,600.00	5,600.00
6612 - DEP EXP-SEWER	1,911,771.62	2,084,941.58	2,127,000.00	1,947,100.00	2,263,000.00
6721 - INTEREST EXPENSE	2,174,173.53	2,433,222.42	2,752,600.00	2,752,600.00	2,953,000.00
6725 - BOND DISCOUNT & COST	106,504.30	103,329.98	108,000.00	108,000.00	108,000.00
6729 - BOND ISSUE	57,238.00	105,356.00	105,400.00	105,400.00	105,400.00
6730 - BOND SERVICE FEES	1,325.00	1,900.00	1,900.00	3,300.00	1,900.00
Expense Total	**6,375,790.53**	**6,911,334.28**	**7,471,600.00**	**7,441,149.70**	**8,027,900.00**
Grand Total	**-5,664,830.59**	**-5,380,094.91**	**-3,308,100.00**	**-4,884,850.30**	**-3,967,600.00**

WEIGHTS & MEASURES (0571-0720) PERFORMANCE REPORT

DEPARTMENT: COMMUNITY DEVELOPMENT

FUND: ENTERPRISE

MISSION STATEMENT

To secure the beneficial interests of the public's health, safety, and welfare in their environment through the enforcement of state and city codes.

STRATEGIC PLAN GOALS

1 Develop an effective, high performing Government
2 Monitor measurement devices for accuracy
3 Collect an inventory of devices throughout the city
4
5

2019 ACCOMPLISHMENTS

- Collected inventory of devices
- Continued to educate business owners and public on the weights and measures program
-
-
-

2020 GOALS

- Perform device measuring for taxis
- Continue to track # of devices in the city.
-
-
-

TOTAL REVENUES and EXPENDITURES

	2017 Actuals	2018 Actuals	2019 Adopted	2019 Projected	2020 Adopted
REVENUE TOTAL	**141,790**	**135,035**	**132,000**	**132,000**	**132,000**
Personnel Exp	93,085	96,770	104,100	90,200	93,400
Operating Exp	24,102	17,227	27,400	25,900	17,800
EXPENSE TOTAL	**117,187**	**113,997**	**131,500**	**116,100**	**111,200**
SURPLUS / DEFICIT	**24,603**	**21,038**	**500**	**15,900**	**20,800**

BUDGET VARIANCES

KEY PERFORMANCE INDICATORS

WEIGHTS & MEASURES (0571-0720)

PERSONNEL POSITIONS			
Position Title	Current Budgeted Employees	Current Actual Employees	2020 Proposed Employees
Inspector	1.00	0.80	0.80
Code Enforcement Clerk/Secretary	0.50	0.50	0.50
TOTAL PERSONNEL	1.50	1.30	1.30

Contact Information	Allen Davis, Director Community Development, 920-236-5055, adavis@ci.oshkosh.wi.us

05710720 - WEIGHTS & MEASURES

	2017 Actuals	2018 Actuals	2019 Original	2019 Projected	2020 Adopted
05710720 - WEIGHTS & MEASURES	**-24,603.41**	**-21,038.21**	**-500.00**	**-15,900.00**	**-20,800.00**
Revenue					
4381 - WEIGHTS AND MEASURES PERMITS	-125,790.00	-135,035.01	-132,000.00	-132,000.00	-132,000.00
4389 - OTHER INSPECTION SERVICES	-16,000.00	0.00	0.00	0.00	0.00
Revenue Total	**-141,790.00**	**-135,035.01**	**-132,000.00**	**-132,000.00**	**-132,000.00**
Expense					
6102 - REGULAR PAY	56,178.27	59,796.89	61,300.00	54,200.00	55,500.00
6104 - OVERTIME PAY	0.00	656.83	5,600.00	4,000.00	5,600.00
6302 - FICA - EMPLOYERS SHARE	3,928.59	4,242.96	4,800.00	4,500.00	4,500.00
6304 - WISCONSIN RETIREMENT FUND	3,819.00	4,048.44	4,400.00	4,000.00	4,200.00
6306 - HEALTH INSURANCE	27,362.82	26,140.84	26,100.00	21,900.00	21,700.00
6308 - DENTAL	1,661.88	1,713.24	1,700.00	1,500.00	1,800.00
6310 - LIFE INSURANCE	134.15	170.52	200.00	100.00	100.00
6312 - INCOME CONTINUATION INSURANCE	0.00	0.00	0.00	0.00	0.00
6401 - CONTRACTUAL SERVICES	10,000.00	0.00	0.00	0.00	0.00
6402 - AUTO ALLOWANCE	911.53	0.00	0.00	0.00	0.00
6404 - POSTAGE & SHIPPING	361.29	194.48	300.00	100.00	100.00
6407 - CLOUD BASED COMPUTER SERVICES	0.00	48.00	0.00	100.00	100.00
6408 - PRINTING & BINDING	59.63	89.23	100.00	100.00	100.00
6418 - REPAIRS TO MOTOR VEHICLES	0.00	12.00	0.00	100.00	100.00
6424 - MAINTENANCE OFFICE EQUIPMENT	0.00	109.87	100.00	100.00	100.00
6426 - MAINT MACH/EQUIP/BLDG/STRUCT	0.00	276.50	0.00	0.00	300.00
6427 - MAINTENANCE COMPUTER SOFTWARE	835.00	3,533.80	4,100.00	2,000.00	1,200.00
6432 - EQUIPMENT RENTAL	1,004.09	978.61	1,000.00	1,000.00	1,100.00
6440 - OTHER RENTAL	7,658.04	7,658.04	7,700.00	7,700.00	7,700.00
6453 - VEHICLE LICENSE & REGISTRATION	176.50	0.00	0.00	0.00	0.00
6458 - CONFERENCE AND TRAINING	745.09	50.00	1,000.00	300.00	500.00
6466 - MISC CONTRACTUAL SERVICES	0.00	0.00	300.00	0.00	0.00
6475 - TELEPHONES	381.19	442.09	500.00	300.00	500.00
6481 - WORKERS COMPENSATION	0.00	150.00	2,000.00	2,000.00	1,700.00
6482 - BUILDING & CONTENTS	175.00	400.00	500.00	900.00	400.00
6483 - COMPREHENSIVE LIABILITY	512.00	450.00	400.00	900.00	500.00
6484 - CYBER LIABILITY INSURANCE PREM	0.00	0.00	0.00	0.00	100.00
6485 - VEHICLE INSURANCE	0.00	0.00	200.00	600.00	400.00
6494 - BOILER INSURANCE	200.00	100.00	100.00	300.00	100.00
6503 - CLOTHING	61.63	66.61	100.00	0.00	100.00
6505 - OFFICE SUPPLIES	664.31	706.63	1,000.00	1,000.00	1,100.00
6507 - BOOKS & PERIODICALS	0.00	132.00	100.00	0.00	100.00
6509 - COMPUTER SUPPLIES	154.95	0.00	200.00	0.00	200.00
6514 - GASOLINE - UNLEADED	51.15	1,423.66	1,000.00	700.00	800.00
6517 - SUPPLIES/REPAIR PARTS	0.00	18.99	0.00	100.00	100.00
6527 - JANITORIAL SUPPLIES	82.71	51.70	200.00	100.00	100.00
6545 - TOOLS & SHOP MATERIALS	0.00	67.98	100.00	100.00	100.00
6550 - MINOR EQUIPMENT	0.00	0.00	300.00	600.00	0.00
6589 - OTHER MATERIALS & SUPPLIES	67.77	266.89	300.00	200.00	200.00
7204 - MACHINERY & EQUIPMENT	0.00	0.00	5,800.00	6,600.00	0.00
Expense Total	**117,186.59**	**113,996.80**	**131,500.00**	**116,100.00**	**111,200.00**
Grand Total	**-24,603.41**	**-21,038.21**	**-500.00**	**-15,900.00**	**-20,800.00**

INSPECTION SERVICES (0571-0750) PERFORMANCE REPORT

DEPARTMENT: COMMUNITY DEVELOPMENT

FUND: ENTERPRISE

MISSION STATEMENT

To secure the Beneficial Interests of the Public's Health, Safety & Welfare in their Environment through the Enforcement of State & City Codes.

STRATEGIC PLAN GOALS

1 Sustain a culture in neighborhoods: (1) inspect properties to verify compliance with housing and property maintenance codes and (2) Inspect exterior of properties along gateways and other areas during routine inspections

2

3

2019 ACCOMPLISHMENTS

- Online users of permitting and plan submittal increased
- Outlined process for posting a property unfit
- Continued commercial plan reviews in less than 5 days
- Performed requested inspections within 48 hrs 99% of the time
-

2020 GOALS

- Develop a vacant property registry program
- Develop an exterior property maintenance program
-
-

TOTAL REVENUES and EXPENDITURES

	2017 Actuals	2018 Actuals	2019 Adopted	2019 Projected	2020 Adopted
BEGINNING FUND BALANCE	**64,965**	**621,750**	**827,393**	**827,393**	**888,293**
REVENUE TOTAL	**1,123,984**	**1,072,775**	**832,000**	**900,000**	**850,000**
Personnel Exp	635,776	661,519	668,300	703,100	709,800
Operating Exp	98,495	119,135	115,200	136,000	141,600
EXPENSE TOTAL	**734,271**	**780,654**	**783,500**	**839,100**	**851,400**
SURPLUS / DEFICIT	**389,712**	**292,121**	**48,500**	**60,900**	**-1,400**
FUND BALANCE	**621,750**	**827,393**	**875,893**	**888,293**	**886,893**

BUDGET VARIANCES

KEY PERFORMANCE INDICATORS

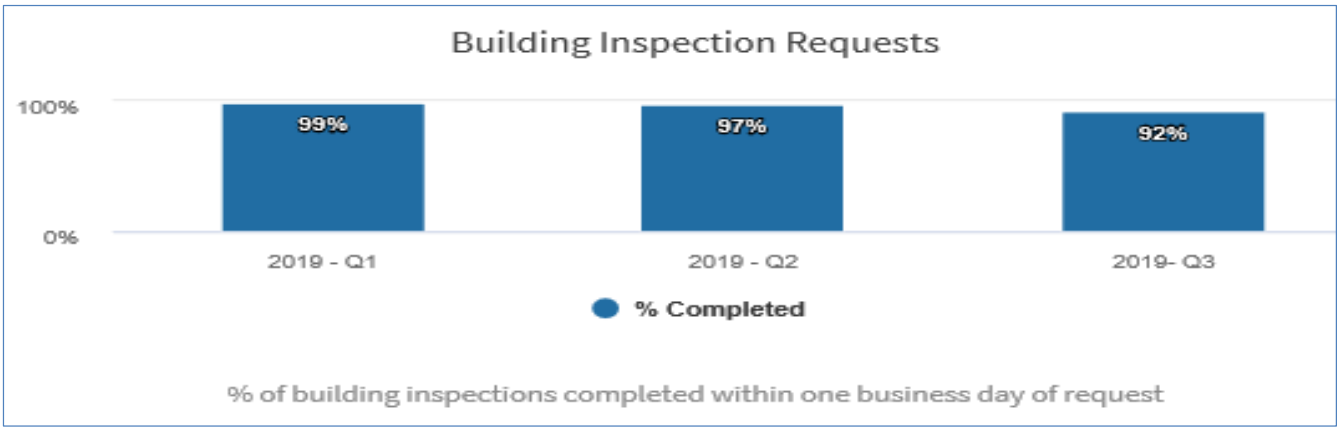

KEY PERFORMANCE INDICATORS (continued)

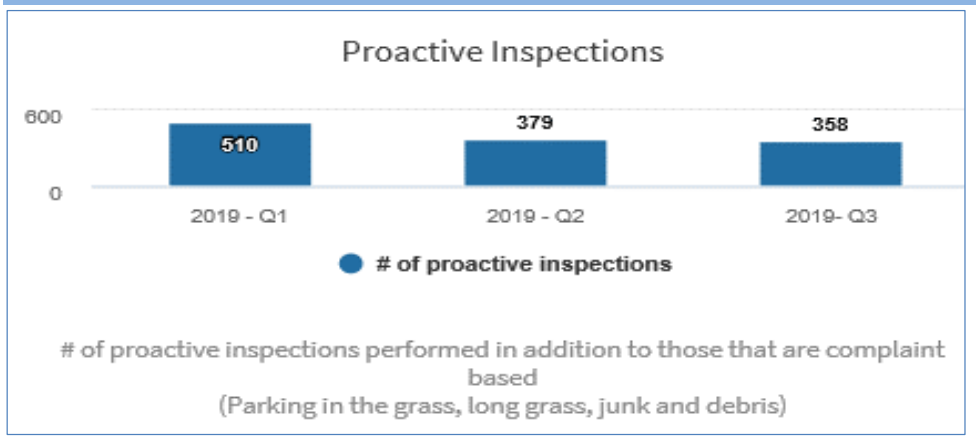

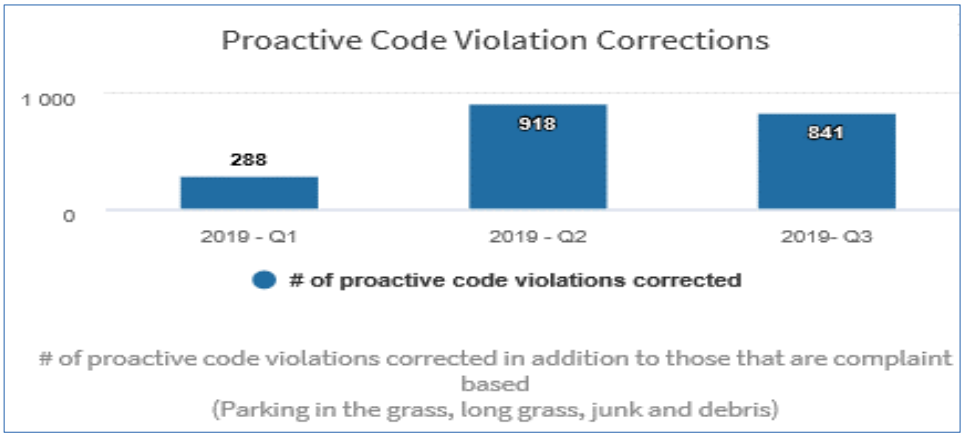

PERSONNEL POSITIONS

Position Title	Current Budgeted Employees	Current Actual Employees	2020 Proposed Employees
Chief Building Official	1.00	1.00	1.00
Building Systems Inspector	4.00	4.00	4.00
Housing Inspector	1.00	0.95	0.95
Inspector	0.00	0.20	0.20
Code Enforcement Clerk	0.00	0.25	0.25
Office Assistant	1.00	1.00	1.00
Assistant City Attorney	0.34	0.34	0.34
TOTAL PERSONNEL	7.34	7.74	7.74

Contact Information

John Zarate, Chief Building Official,
920-236-5119, jzarate@ci.oshkosh.wi.us

05710750 - INSPECTION SERVICES

	2017 Actuals	2018 Actuals	2019 Original	2019 Projected	2020 Adopted
05710750 - INSPECTION SERVICES	**-389,712.45**	**-292,121.27**	**-48,500.00**	**-60,900.00**	**1,400.00**
Revenue					
4373 - PREPAY ACCT ADMIN FEE	-1,325.00	-1,350.00	-1,200.00	-1,200.00	-1,200.00
4374 - BUILDING PERMITS	-610,766.72	-569,877.85	-450,000.00	-500,000.00	-477,400.00
4376 - ELECTRICAL PERMITS	-116,866.20	-122,715.92	-100,000.00	-105,000.00	-100,000.00
4377 - HEATING FEES	-140,650.14	-164,618.50	-100,000.00	-105,000.00	-110,000.00
4378 - PLUMBING PERMITS	-142,050.50	-118,005.50	-100,000.00	-100,400.00	-100,000.00
4383 - CODE SEALS AND PLANNING FEES	-1,280.00	-1,102.00	-900.00	-900.00	-800.00
4384 - FLAMMABLE TANK FEES	-1,015.00	-350.00	-500.00	-1,900.00	-500.00
4386 - HOUSING INSPECTION FEE	-2,320.00	-4,680.00	-3,100.00	-3,100.00	-3,100.00
4387 - COMPLAINT BASED HOUSE INSPECT	-12,350.00	-11,375.00	-7,000.00	-9,600.00	-7,000.00
4388 - OTHER PERMITS	-93,360.00	-78,700.00	-60,000.00	-63,600.00	-50,000.00
4972 - MISCELLANEOUS REVENUE	-2,000.00	0.00	-9,300.00	-9,300.00	0.00
Revenue Total	**-1,123,983.56**	**-1,072,774.77**	**-832,000.00**	**-900,000.00**	**-850,000.00**
Expense					
6102 - REGULAR PAY	464,594.47	480,183.38	462,900.00	508,400.00	514,900.00
6103 - REGULAR PAY - TEMP EMPLOYEE	0.00	0.00	22,100.00	0.00	0.00
6104 - OVERTIME PAY	2,681.09	2,278.25	6,200.00	7,000.00	7,200.00
6302 - FICA - EMPLOYERS SHARE	33,639.38	34,871.65	36,600.00	38,200.00	38,600.00
6304 - WISCONSIN RETIREMENT FUND	31,765.93	32,306.63	32,400.00	33,800.00	35,300.00
6306 - HEALTH INSURANCE	107,984.42	100,256.79	99,400.00	106,000.00	98,600.00
6307 - HEALTH INSURANCE ADMIN FEE	0.00	0.00	1,400.00	1,400.00	6,500.00
6308 - DENTAL	6,686.12	6,690.96	6,600.00	7,400.00	7,700.00
6310 - LIFE INSURANCE	656.78	697.31	700.00	900.00	1,000.00
6312 - INCOME CONTINUATION INSURANCE	0.00	0.00	0.00	0.00	0.00
6320 - OTHER BENEFITS	3,263.89	17,634.56	0.00	0.00	0.00
6350 - GASB 68 PENSION EXPEN	-15,496.00	-19,000.00	0.00	0.00	0.00
6360 - GASB 74 75 OPEB EXPENSE	0.00	5,599.00	0.00	0.00	0.00
6401 - CONTRACTUAL SERVICES	53,423.00	47,255.00	56,000.00	76,000.00	80,000.00
6402 - AUTO ALLOWANCE	13,330.23	11,051.15	12,000.00	12,000.00	12,000.00
6404 - POSTAGE & SHIPPING	2,610.38	1,712.43	2,200.00	2,200.00	2,300.00
6407 - CLOUD BASED COMPUTER SERVICES	0.00	480.00	0.00	900.00	1,000.00
6408 - PRINTING & BINDING	126.41	92.68	300.00	200.00	200.00
6414 - AUDITING	742.00	1,213.88	1,000.00	1,000.00	1,000.00
6424 - MAINTENANCE OFFICE EQUIPMENT	0.00	604.29	600.00	700.00	800.00
6426 - MAINT MACH/EQUIP/BLDG/STRUCT	0.00	0.00	0.00	0.00	400.00
6427 - MAINTENANCE COMPUTER SOFTWARE	4,325.00	7,808.54	9,100.00	10,500.00	10,600.00
6432 - EQUIPMENT RENTAL	983.08	999.70	1,000.00	1,000.00	1,100.00
6458 - CONFERENCE AND TRAINING	9,193.53	7,251.64	12,500.00	9,500.00	13,000.00
6459 - OTHER EMPLOYEE TRAINING	119.00	89.00	200.00	100.00	200.00
6460 - MEMBERSHIP DUES	725.00	995.00	1,100.00	1,000.00	1,100.00
6469 - UNCOLLECTIBLE ACCOUNTS	0.00	0.00	0.00	0.00	0.00
6475 - TELEPHONES	3,773.16	4,066.20	4,600.00	3,300.00	3,500.00
6481 - WORKERS COMPENSATION	5,500.00	7,700.00	3,700.00	3,700.00	4,500.00
6482 - BUILDING & CONTENTS	350.00	900.00	900.00	1,200.00	1,400.00
6483 - COMPREHENSIVE LIABILITY	512.00	600.00	800.00	600.00	1,000.00
6484 - CYBER LIABILITY INSURANCE PREM	0.00	0.00	0.00	0.00	400.00
6485 - VEHICLE INSURANCE	0.00	0.00	200.00	0.00	0.00
6494 - BOILER INSURANCE	200.00	100.00	100.00	200.00	200.00
6496 - LICENSES AND PERMITS	566.70	615.33	1,000.00	900.00	1,400.00
6505 - OFFICE SUPPLIES	919.64	1,005.95	1,500.00	1,000.00	1,500.00
6506 - SOFTWARE SUPPLIES	0.00	0.00	0.00	3,800.00	0.00
6507 - BOOKS & PERIODICALS	300.94	270.20	500.00	500.00	500.00
6509 - COMPUTER SUPPLIES	0.00	240.64	300.00	0.00	300.00
6514 - GASOLINE - UNLEADED	0.00	0.00	1,000.00	800.00	900.00
6537 - SAFETY EQUIPMENT	8.71	0.00	0.00	0.00	0.00
6545 - TOOLS & SHOP MATERIALS	65.82	18.78	100.00	100.00	100.00
6550 - MINOR EQUIPMENT	0.00	1,206.00	3,000.00	3,300.00	700.00

05710750 - INSPECTION SERVICES

	2017 Actuals	2018 Actuals	2019 Original	2019 Projected	2020 Adopted
6589 - OTHER MATERIALS & SUPPLIES	720.43	1,458.56	1,500.00	1,500.00	1,500.00
7470 - TSF TO OTHER	0.00	21,400.00	0.00	0.00	0.00
Expense Total	**734,271.11**	**780,653.50**	**783,500.00**	**839,100.00**	**851,400.00**
Grand Total	**-389,712.45**	**-292,121.27**	**-48,500.00**	**-60,900.00**	**1,400.00**

HEALTH INSURANCE FUND (0601-0903) PERFORMANCE REPORT

DEPARTMENT: ADMINISTRATIVE SERVICES / HUMAN RESOURCES

FUND: INTERNAL SERVICE FUND

MISSION STATEMENT

To provide benefits that attract, recruit highly skilled employees, and retain high-performing employees. Health Insurance benefits are offered to full-time and regular part-time employees (part-time minimum of 1,200 hours per year).

STRATEGIC PLAN GOALS

1
2
3
4
5

2019 ACCOMPLISHMENTS

.
.
.
.
.

2020 GOALS

.
.
.
.
.

TOTAL REVENUES and EXPENDITURES

	2017 Actuals	2018 Actuals	2019 Adopted	2019 Projected	2020 Adopted
BEGINNING FUND BALANCE	**1,848,283**	**1,890,552**	**1,814,197**	**1,814,197**	**1,753,797**
REVENUE TOTAL	**20,000**	**0**	**95,000**	**75,200**	**382,400**
Personnel Exp	0	0	0	0	0
Operating Exp	56,254	76,355	165,600	135,600	137,600
EXPENSE TOTAL	**56,254**	**76,355**	**165,600**	**135,600**	**137,600**
SURPLUS / DEFICIT	**-36,254**	**-76,355**	**-70,600**	**-60,400**	**244,800**
ENDING FUND BALANCE	**1,890,552**	**1,814,197**	**1,743,597**	**1,753,797**	**1,998,597**

BUDGET VARIANCES

KEY PERFORMANCE INDICATORS

Contact Information

Michelle Behnke, Human Resources Manager,
920-236-5111, mbehnke@ci.oshkosh.wi.us

06010903 - HEALTH INSURANCE FUND

	2017 Actuals	2018 Actuals	2019 Original	2019 Projected	2020 Adopted
06010903 - HEALTH INSURANCE FUND	**36,253.50**	**76,354.89**	**70,600.00**	**60,400.00**	**-244,800.00**
Revenue					
4972 - MISCELLANEOUS REVENUE	-20,000.00	0.00	-95,000.00	-75,200.00	-382,400.00
Revenue Total	**-20,000.00**	**0.00**	**-95,000.00**	**-75,200.00**	**-382,400.00**
Expense					
6401 - CONTRACTUAL SERVICES	49,719.50	56,617.99	120,600.00	105,600.00	107,600.00
6408 - PRINTING & BINDING	68.34	30.45	100.00	100.00	100.00
6458 - CONFERENCE AND TRAINING	603.79	0.00	400.00	400.00	400.00
6460 - MEMBERSHIP DUES	495.00	495.00	500.00	500.00	500.00
6466 - MISC CONTRACTUAL SERVICES	1,900.00	17,038.25	40,000.00	25,000.00	25,000.00
6576 - PROMOTIONAL MATERIALS	73.60	0.00	0.00	0.00	0.00
6587 - EMPLOYEE RECOGNITION	2,751.73	2,100.00	3,900.00	3,900.00	3,900.00
6589 - OTHER MATERIALS & SUPPLIES	641.54	73.20	100.00	100.00	100.00
Expense Total	**56,253.50**	**76,354.89**	**165,600.00**	**135,600.00**	**137,600.00**
Grand Total	**36,253.50**	**76,354.89**	**70,600.00**	**60,400.00**	**-244,800.00**

WORKERS COMPENSATION (0603-0909) PERFORMANCE REPORT

DEPARTMENT: ADMINISTRATIVE SERVICES / HUMAN RESOURCES

FUND: INTERNAL SERVICE FUND

MISSION STATEMENT

The function of Safety is to provide a safe workplace for our employees, to comply with Department of Safety and Professional Services Regulations (including safety education of all employees), and to manage the City's worker compensation claims.

STRATEGIC PLAN GOALS

1 Enhance the effectiveness of our City Government: maximize our financial position based on our capabilities and limitations.

2

3

4

5

2019 ACCOMPLISHMENTS

- Conducted training to all affected employees on new fall protection regulations.
-
-
-
-

2020 GOALS

- Review and update the Personal Protective Equipment (PPE) Program.
-
-
-
-

TOTAL REVENUES and EXPENDITURES

	2017 Actuals	2018 Actuals	2019 Adopted	2019 Projected	2020 Adopted
BEGINNING FUND BALANCE	**369,247**	**143,074**	**330,513**	**330,513**	**413,313**
REVENUE TOTAL	**449,412**	**714,764**	**589,000**	**589,000**	**481,600**
Personnel Exp	92,761	97,321	103,500	104,700	105,700
Operating Exp	431,112	420,804	458,000	401,500	428,700
EXPENSE TOTAL	**523,872**	**518,125**	**561,500**	**506,200**	**534,400**
SURPLUS / DEFICIT	**-74,461**	**196,639**	**27,500**	**82,800**	**-52,800**
ENDING FUND BALANCE	**143,074**	**328,336**	**358,013**	**413,313**	**360,513**

BUDGET VARIANCES

KEY PERFORMANCE INDICATORS

WORKERS COMPENSATION (0603-0909)

PERSONNEL POSITIONS			
Position Title	Current Budgeted Employees	Current Actual Employees	2020 Proposed Employees
Safety & Risk Management Officer	1.00	1.00	1.00
TOTAL PERSONNEL	1.00	1.00	1.00

Contact Information	Paul Greeninger, Safety Officer, 920-236-5117, pgreeninger@ci.oshkosh.wi.us

06030909 - WORKERS COMP

	2017 Actuals	2018 Actuals	2019 Original	2019 Projected	2020 Adopted
06030909 - WORKERS COMP	**74,460.90**	**-196,074.28**	**-27,500.00**	**-82,800.00**	**52,800.00**
Revenue					
4102 - GENERAL PROPERTY TAX-CITY	-18,400.00	-18,200.00	0.00	0.00	0.00
4816 - SERVICE CHARGE-INTERDEPARTMNTL	-66,911.52	-67,197.80	-71,200.00	-71,200.00	-70,500.00
4972 - MISCELLANEOUS REVENUE	-364,100.00	-629,366.66	-517,800.00	-517,800.00	-411,100.00
Revenue Total	**-449,411.52**	**-714,764.46**	**-589,000.00**	**-589,000.00**	**-481,600.00**
Expense					
6102 - REGULAR PAY	67,964.92	70,565.97	72,900.00	73,900.00	75,700.00
6106 - WORKERS COMPENSATION PAY	-5,835.32	-3,656.83	0.00	0.00	0.00
6302 - FICA - EMPLOYERS SHARE	4,611.93	5,192.25	5,400.00	5,400.00	5,600.00
6304 - WISCONSIN RETIREMENT FUND	5,061.32	4,890.48	4,800.00	4,800.00	5,100.00
6306 - HEALTH INSURANCE	19,414.58	18,744.46	18,600.00	18,600.00	16,700.00
6307 - HEALTH INSURANCE ADMIN FEE	0.00	0.00	200.00	200.00	800.00
6308 - DENTAL	1,303.27	1,359.80	1,400.00	1,400.00	1,400.00
6310 - LIFE INSURANCE	239.82	225.18	200.00	400.00	400.00
6312 - INCOME CONTINUATION INSURANCE	0.00	0.00	0.00	0.00	0.00
6360 - GASB 74 75 OPEB EXPENSE	0.00	565.00	0.00	0.00	0.00
6401 - CONTRACTUAL SERVICES	66,518.51	59,359.00	78,000.00	50,000.00	51,600.00
6448 - SPECIAL SERVICES	264,252.47	263,556.55	275,000.00	250,000.00	275,000.00
6458 - CONFERENCE AND TRAINING	890.84	941.66	1,100.00	1,000.00	1,100.00
6460 - MEMBERSHIP DUES	250.00	150.00	200.00	200.00	200.00
6475 - TELEPHONES	240.00	240.00	200.00	200.00	200.00
6481 - WORKERS COMPENSATION	91,299.00	91,298.00	97,000.00	94,100.00	94,100.00
6499 - MISC FIXED CHARGES	7,440.00	5,161.00	5,700.00	5,200.00	5,700.00
6505 - OFFICE SUPPLIES	184.63	13.79	200.00	200.00	200.00
6510 - EMPLOYEE TRAINING MATERIALS	0.00	0.00	200.00	200.00	200.00
6537 - SAFETY EQUIPMENT	0.00	0.00	200.00	200.00	200.00
6557 - MEDICAL SUPPLIES	36.45	83.87	200.00	200.00	200.00
Expense Total	**523,872.42**	**518,690.18**	**561,500.00**	**506,200.00**	**534,400.00**
Grand Total	**74,460.90**	**-196,074.28**	**-27,500.00**	**-82,800.00**	**52,800.00**

POLICE & FIRE PENSION FUND (0605-0211 & 0607-0230) PERFORMANCE REPORT

DEPARTMENT: FINANCE

FUND: INTERNAL SERVICE FUND

MISSION STATEMENT

STRATEGIC PLAN GOALS

1 Pension payout is on Retired Employee and/or Surviving Spouse.

2 One participant is currently receiving benefits.

3 Administered through WRS.

4

2019 ACCOMPLISHMENTS

.

.

.

.

2020 GOALS

.

.

.

.

.

TOTAL REVENUES and EXPENDITURES

	2017 Actuals	2018 Actuals	2019 Adopted	2019 Projected	2020 Adopted
BEGINNING FUND BALANCE	**778,513**	**714,959**	**717,765**	**717,765**	**714,465**
REVENUE TOTAL	**6,445**	**25,453**	**5,200**	**6,100**	**5,200**
Personnel Exp	0	0	0	0	0
Operating Exp	35,875	23,278	19,900	9,400	5,200
EXPENSE TOTAL	**35,875**	**23,278**	**19,900**	**9,400**	**5,200**
SURPLUS / DEFICIT	**-29,430**	**2,175**	**-14,700**	**-3,300**	**0**
FUND BALANCE	**714,959**	**717,765**	**703,065**	**714,465**	**714,465**

BUDGET VARIANCES

KEY PERFORMANCE INDICATORS

Contact Information

Jennifer L. Messerschmidt, Assistant Finance Director,
920-236-5007, jmesserschmidt@ci.oshkosh.wi.us

06050211 - POLICE PENSION FUND

	2017 Actuals	2018 Actuals	2019 Original	2019 Projected	2020 Adopted
06050211 - POLICE PENSION FUND	**17,531.33**	**-6,872.48**	**6,100.00**	**1,300.00**	**1,300.00**
Revenue					
4908 - INTEREST-OTHER INVESTMENTS	-3,900.30	-20,998.69	-3,900.00	-3,900.00	-3,900.00
Revenue Total	**-3,900.30**	**-20,998.69**	**-3,900.00**	**-3,900.00**	**-3,900.00**
Expense					
6401 - CONTRACTUAL SERVICES	21,431.63	14,126.21	10,000.00	5,200.00	5,200.00
Expense Total	**21,431.63**	**14,126.21**	**10,000.00**	**5,200.00**	**5,200.00**
Grand Total	**17,531.33**	**-6,872.48**	**6,100.00**	**1,300.00**	**1,300.00**

06070230 - FIRE PENSION FUND

	2017 Actuals	2018 Actuals	2019 Original	2019 Projected	2020 Adopted
06070230 - FIRE PENSION FUND	**11,898.74**	**4,697.84**	**8,600.00**	**2,000.00**	**-1,300.00**
Revenue					
4908 - INTEREST-OTHER INVESTMENTS	-1,270.16	-4,551.47	-1,300.00	-800.00	-1,300.00
4916 - CAPITAL GAINS ON INVESTMENTS	-1,274.40	97.20	0.00	-1,400.00	0.00
Revenue Total	**-2,544.56**	**-4,454.27**	**-1,300.00**	**-2,200.00**	**-1,300.00**
Expense					
6401 - CONTRACTUAL SERVICES	14,443.30	9,152.11	9,900.00	4,200.00	0.00
Expense Total	**14,443.30**	**9,152.11**	**9,900.00**	**4,200.00**	**0.00**
Grand Total	**11,898.74**	**4,697.84**	**8,600.00**	**2,000.00**	**-1,300.00**

TRUST FUND (0707-0071) PERFORMANCE REPORT

DEPARTMENT: FINANCE

FUND: PERMANENT FUND

MISSION STATEMENT

STRATEGIC PLAN GOALS

1
2
3
4

2019 ACCOMPLISHMENTS

.
.
.
.

2020 GOALS

.
.
.
.
.

TOTAL REVENUES and EXPENDITURES

	2017 Actuals	2018 Actuals	2019 Adopted	2019 Projected	2020 Adopted
BEGINNING FUND BALANCE	**9,437,194**	**10,622,852**	**10,355,777**	**10,355,777**	**10,979,477**
REVENUE TOTAL	**1,309,068**	**30,271**	**1,000,000**	**1,000,000**	**1,000,000**
Personnel Exp	0	0	0	0	0
Operating Exp	404,062	297,346	167,800	376,300	385,300
EXPENSE TOTAL	**404,062**	**297,346**	**167,800**	**376,300**	**385,300**
SURPLUS / DEFICIT	**905,006**	**-267,074**	**832,200**	**623,700**	**614,700**
FUND BALANCE	**10,622,852**	**10,355,777**	**11,187,977**	**10,979,477**	**11,594,177**

BUDGET VARIANCES

KEY PERFORMANCE INDICATORS

Contact Information

Jennifer L. Messerschmidt, Asst. Director of Finance, 920-236-5007, jmesserschmidt@ci.oshkosh.wi.us

07070071 - TRUST FUNDS

	2017 Actuals	2018 Actuals	2019 Original	2019 Projected	2020 Adopted
07070071 - TRUST FUNDS	**-905,006.06**	**267,074.38**	**-832,200.00**	**-623,700.00**	**-614,700.00**
Revenue					
4792 - MISC SERVICE REVENUES	-2,650.00	-4,075.00	0.00	-2,500.00	-2,500.00
4908 - INTEREST-OTHER INVESTMENTS	-169,012.45	-214,819.69	0.00	-150,000.00	-150,000.00
4916 - CAPITAL GAINS ON INVESTMENTS	-1,041,845.32	460,963.22	0.00	-783,500.00	-783,500.00
4952 - GIFTS & DONATIONS	-67,711.14	-34,665.27	-16,295.00	-44,000.00	-44,000.00
4953 - TRUST REVENUE	0.00	-221,379.64	0.00	0.00	0.00
4972 - MISCELLANEOUS REVENUE	-27,849.00	-16,295.00	-983,705.00	-20,000.00	-20,000.00
Revenue Total	**-1,309,067.91**	**-30,271.38**	**-1,000,000.00**	**-1,000,000.00**	**-1,000,000.00**
Expense					
6401 - CONTRACTUAL SERVICES	8,132.76	22,938.29	16,300.00	16,300.00	16,300.00
6465 - BANK FEES	48,137.68	32,003.83	50,000.00	50,000.00	50,000.00
6575 - LIBRARY MATERIALS	93,374.05	98,979.54	100,000.00	100,000.00	100,000.00
6589 - OTHER MATERIALS & SUPPLIES	1,283.81	522.10	1,500.00	1,500.00	1,500.00
7470 - TSF TO OTHER	253,133.55	142,902.00	0.00	208,500.00	217,500.00
Expense Total	**404,061.85**	**297,345.76**	**167,800.00**	**376,300.00**	**385,300.00**
Grand Total	**-905,006.06**	**267,074.38**	**-832,200.00**	**-623,700.00**	**-614,700.00**

REDEVELOPMENT AUTHORITY (0901-0999) PERFORMANCE REPORT

DEPARTMENT: COMMUNITY DEVELOPMENT

FUND: COMPONENT UNIT FUND

MISSION STATEMENT

In 2003, the Council created a City of Oshkosh Redevelopment Authority and approved the appointments of 7 commissioners to that body. The Redevelopment Authority has its primary emphasis and focus on the redevelopment and revitalization of the central city, downtown, and riverfront. The RDA can acquire blighted properties, demolish and remediate sites, and provide public improvements that promote the redevelopment of the City.

STRATEGIC PLAN GOALS

1
2
3
4

2019 ACCOMPLISHMENTS

- Transfer Arena property
- Sell remaining 3 parcels in Marion Road Redevelopment Area
-
-

2020 GOALS

- Acquire scattered, blighted properties for neighborhood redevelopment
- Residential Acquisition / Rehabilitation and/ or Demolition / Sale
- Assist with implementation of Sawdust District Plan
-
-

TOTAL REVENUES and EXPENDITURES

	2017 Actuals	2018 Actuals	2019 Adopted	2019 Projected	2020 Adopted
BEGINNING FUND BALANCE	**12,147,547**	**17,852,572**	**17,849,014**	**17,849,014**	**17,855,114**
REVENUE TOTAL	**857**	**2,906**	**1,300**	**1,510,700**	**6,000**
Personnel Exp	0	0	0	0	0
Operating Exp	6,006	6,464	11,500	1,504,600	11,500
EXPENSE TOTAL	**6,006**	**6,464**	**11,500**	**1,504,600**	**11,500**
SURPLUS / DEFICIT	**-5,149**	**-3,558**	**-10,200**	**6,100**	**-5,500**
FUND BALANCE	**17,852,572**	**17,849,014**	**17,838,814**	**17,855,114**	**17,849,614**

BUDGET VARIANCES

KEY PERFORMANCE INDICATORS

Contact Information

Allen Davis, Director Community Development,
920-236-5055, adavis@ci.oshkosh.wi.us

09010999 - REDEVELOPMENT AUTHORITY

	2017 Actuals	2018 Actuals	2019 Original	2019 Projected	2020 Adopted
09010999 - REDEVELOPMENT AUTHORITY	**5,149.00**	**3,558.40**	**10,200.00**	**-6,100.00**	**5,500.00**
Revenue					
4924 - BUILDING RENT	0.00	-1,500.00	0.00	-6,000.00	0.00
4966 - OTHER REIMBURSEMENTS	-857.00	-1,316.00	-1,300.00	-1,300.00	-6,000.00
4972 - MISCELLANEOUS REVENUE	0.00	-89.60	0.00	-3,400.00	0.00
5299 - TSF FROM OTHER FUNDS	0.00	0.00	0.00	-1,500,000.00	0.00
Revenue Total	**-857.00**	**-2,905.60**	**-1,300.00**	**-1,510,700.00**	**-6,000.00**
Expense					
6401 - CONTRACTUAL SERVICES	0.00	0.00	11,500.00	6,500.00	11,500.00
6481 - WORKERS COMPENSATION	900.00	900.00	0.00	0.00	0.00
6482 - BUILDING & CONTENTS	420.00	383.00	0.00	0.00	0.00
6483 - COMPREHENSIVE LIABILITY	4,686.00	5,181.00	0.00	0.00	0.00
7208 - LAND PURCHASES	0.00	0.00	0.00	1,498,100.00	0.00
Expense Total	**6,006.00**	**6,464.00**	**11,500.00**	**1,504,600.00**	**11,500.00**
Grand Total	**5,149.00**	**3,558.40**	**10,200.00**	**-6,100.00**	**5,500.00**