



Sidewalk Rehabilitation Program

Program Overview

The City of Oshkosh's Sidewalk Rehabilitation Program is an annual program designed to help maintain sidewalks for pedestrian travel and to repair driveway approaches (aprons). The City of Oshkosh has been divided into areas to cover the entire City in approximately a 10 year cycle to provide a consistent and orderly review of sidewalks, driveway approaches, and wheelchair ramps.

Program Overview

Sidewalk Requirements

Public entities such as municipal governments and transit agencies are required to construct facilities in accordance with the Americans with Disabilities Act (ADA) standards. These standards apply to all new construction. The ADA also requires public entities that retrofit or reconstruct public facilities to comply with these standards to ensure equal access. These requirements include sidewalks, which must be retrofitted to meet all current standards. Any non-compliant sidewalks must be upgraded to meet current standards.

Sidewalk And Apron Replacement Criteria

Table Of Contents

The City of Oshkosh has developed criteria to determine which sections of sidewalk and aprons need to be replaced and/or addressed:

1. Cracking
 - Page 6 – Example photos
 - Page 7 – Frequently Asked Questions
2. Deflection of ½" or More (Tripping Hazard)
 - Page 8 – Example Photos
 - Pages 9 to 11 – Frequently Asked Questions
3. Defective Surface Condition
 - Page 12 Example Photos
 - Page 13 Frequently Asked Questions
4. Walk at the Improper Walk Width & Walk Misaligned on the Right-of-Way
 - Page 14 Example Photos
 - Page 15 Frequently Asked Questions
5. Settling or Raised Walk
 - Page 16 Example Photos
 - Page 17 Frequently Asked Questions
6. Excessive Cross Slope
 - Page 18 Example Photos
 - Page 19 Frequently Asked Questions
7. Defective Aprons
 - Page 20 & 21 Example Photos
 - Page 22 Criteria for Apron Replacement
 - Page 23 Wisconsin DOT PASER ratings
 - Page 24 Frequently Asked Questions

City of Oshkosh
Sidewalk Replacement
Criteria Examples

Examples Of Cracking



Frequently Asked Question About Cracking

Question:

- Can a property owner seal a crack with caulk?

Answer:

- Crack sealing is not allowed because the structural integrity of the sidewalk square is compromised. The sidewalk square needs to be replaced.

Examples Of Deflection



Frequently Asked Questions About Deflection

Question:

- Can a property owner grind the sidewalk smooth to remove the 1/2" or more of deflection?

Answer:

- The property owner cannot "grind" the deflection.
- In some cases, the property owner could hire a licensed and bonded contractor to cut the deflection down. This is reviewed and approved on a case-by-case basis by the sidewalk inspector. Review and approval is required prior to performing work.
- A right-of-way permit from the City of Oshkosh Engineering Division is required if cutting of the deflection is approved.

Frequently Asked Questions About Deflection

Question:

- Can a property owner mud jack the deflection?

Answer:

- Mud jacking is allowed on a case-by-case basis and would need to be performed by a licensed and bonded contractor, not by the property owner.
- The sidewalk inspector would need to inspect and approve this option prior to the work being performed.
- A right-of-way permit from the City of Oshkosh Engineering Division is required if cutting of the deflection is approved.

Frequently Asked Questions About Deflection

Question:


- It does not look like my sidewalk is a ½" trip hazard? How is the deflection measured?

Answer:

- The City of Oshkosh uses a calibrated machined gauge to check for the ½" or more deflection.



Examples Of Defective Surface Conditions



Frequently Asked Question About Defective Surface Conditions

Question:

- Is there any way to rehab a sidewalk square that has a defective surface?

Answer:

- Patching over spalled sidewalk squares is not allowed.
- Spalled or pitted surfaces of sidewalk squares means that the sidewalk is beyond its useful life and its in need of replacement.
- Thin overlays do not provide adequate life in the outdoors.

Examples Of Improper Walk Width & Walk Misaligned On The Right-of-way



Frequently Asked Question About Improper Walk Width & Walk Not On The Right-of-Way

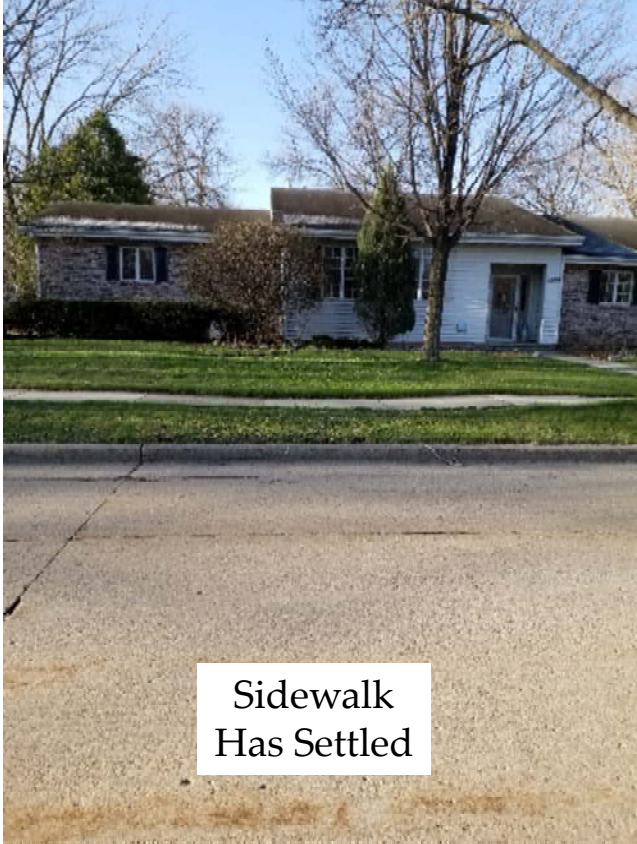
Question:

- Why does this sidewalk need to be fixed?

Answer:

- The Municipal Code requires sidewalk to be five feet (5') wide unless otherwise called out in the Municipal Code.
- The Municipal Code requires the property edge of the sidewalk be installed on the right-of-way line.
- If the sidewalk was originally installed around an obstruction and the obstruction is no longer there, the sidewalk needs to be replaced and realigned.

Examples Of Settling Or Raised Sidewalk



Frequently Asked Question About Settling or Raised Sidewalk

Question:

- What replacement options exist besides full replacement?

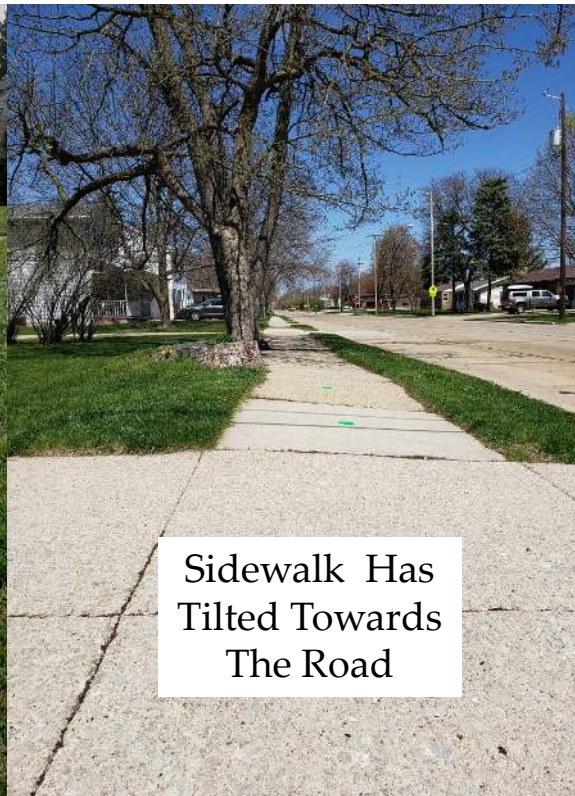
Answer:

- Sidewalk that has settled and is free of any other defects can be mud jacked.
 - Mud jacking is allowed on a case-by-case basis and would need to be performed by a licensed and bonded contractor, not by the property owner.
 - The sidewalk inspector would need to inspect and approve this option prior to the work being performed.
 - A right-of-way permit from the City of Oshkosh Engineering Division is required if cutting of the deflection is approved.
- Raised walk needs to be replaced.

Examples Of Excessive Cross Slope



Sidewalk
Has Tilted
Towards The
Road



Sidewalk Has
Tilted Towards
The Road



Sidewalk
Has Tilted
Because Of Tree Roots

Frequently Asked Question About Excessive Cross Slope

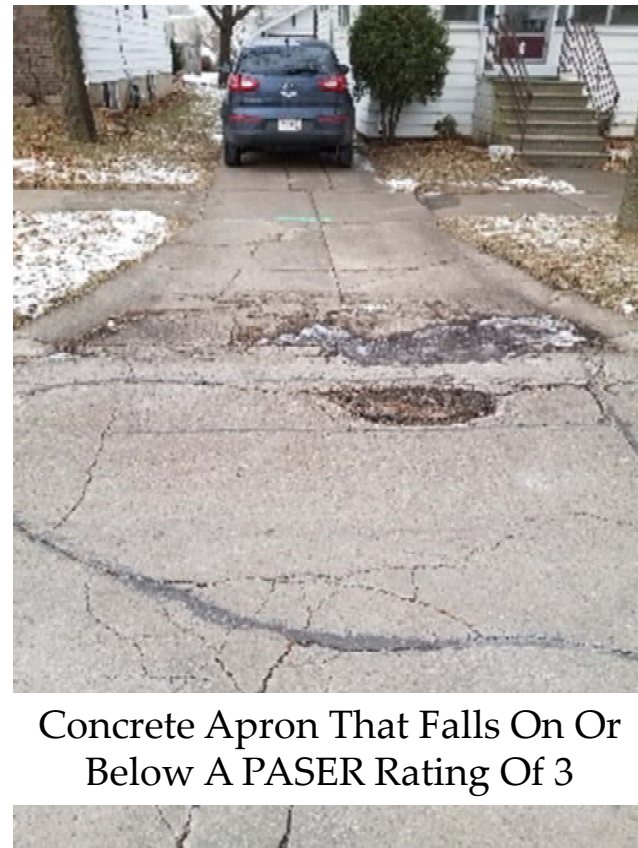
Question:

- Why does the City remove sidewalk for excessive cross slope?


Answer:

- The City of Oshkosh follows ADA requirements which allows for a maximum cross slope of 2% or 1/4" per foot. In most cases, the sidewalk not meeting this requirement must be removed and replaced.
- The ADA acceptable slope for a sidewalk is 1% to 2%

Examples Of Defective Aprons



Examples Of Defective Aprons (continued)



Criteria For Apron Replacement

Aprons have three main criteria that determine if they must be replaced:

- Concrete and asphalt aprons that have sunk or raised more than 1”.
- All gravel and/or grass aprons that have an unimproved surface are required by municipal code to have a hard surface
- The City of Oshkosh uses the State of Wisconsin “PASER” rating program standards to rate aprons.
- A PASER level of 3 or less needs to be replaced.

Wisconsin DOT PASER Rating

Paser Ratings for <u>Paved</u> (Asphalt and Concrete) Roads	
Rating	Pavement Condition
1	FAILED – Needs total reconstruction.
2	VERY POOR – Severe deterioration. Needs reconstruction with extensive base repair.
3	POOR – Needs patching & major overlay or complete recycling.
4	FAIR – Significant aging and first signs of need for strengthening. Would benefit from recycling or overlay.
5	FAIR – Surface aging, sound structural condition. Needs sealcoat or nonstructural overlay.
6	GOOD – Shows sign of aging. Sound structural condition. Could extend with sealcoat.
7	GOOD – First signs of aging. Maintain with routine crack filling.
8	VERY GOOD – Recent sealcoat or new road mix. Little or no maintenance required.
9	EXCELLENT – Recent overlay, like new.
10	EXCELLENT – New Construction

Frequently Asked Question About Apron Replacement

Question:

- Why do I have to fix my apron?

Answer:

- Aprons are designed for the ingress and egress of an automobile. Failure can cause damage to vehicles and create erosion and sediment issues. Aprons are in the public right of way and may be used by anyone.