

What you
should
know
!

The law

You are required by state and federal law to tell people who rent property from you if the property has lead-based paint hazards. Property owners must give tenants a copy of the U.S. government booklet *Protect Your Family from Lead in Your Home*. To learn more about how the law affects you, call (800) 424-LEAD.

If a child on your property has high levels of lead in his or her blood, Wisconsin law gives local health officials the right to inspect for lead-based paint and the right to require you to remove, replace, enclose or encapsulate the paint hazards within 30 days. Wisconsin law also grants tenants certain rights if health hazards such as lead prevent them from staying in a rental property. Your local health department will work with you for everyone's safety.

It is against the law for a property owner to evict, harass or threaten a tenant because of complaints about a housing condition such as lead.



look out
FOR LEAD

Wisconsin Childhood Lead
Poisoning Prevention Program
Bureau of Public Health,
Division of Health,
Department of Health and Family Services
State of Wisconsin
E0014533D (9/97)

Lead cleaning tips



If you can, use a HEPA vacuum (with special filters), to clean up lead chips and paint dust. Ask your local health department where you can purchase or find a HEPA vacuum on loan.



Wet dust, wet mop floors and vacuum carpets often to control lead dust. Wash dust rags separately from other laundry or throw them away.



Wash dust and loose paint chips from window wells and wood work. Use paper towels, warm water and soap with 5% phosphates in it, like automatic dishwasher soap. Rinse well.

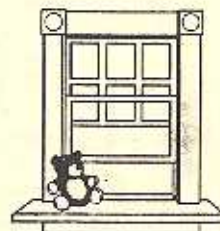
For more information:

Call your local health department or the Wisconsin Childhood Lead Poisoning Prevention Program at (608) 266-5817 today.

APARTMENT & RENTAL PROPERTY OWNERS

LOOK OUT FOR LEAD

House or apartment
built before 1980?
Tenants with children
under the age of 6?



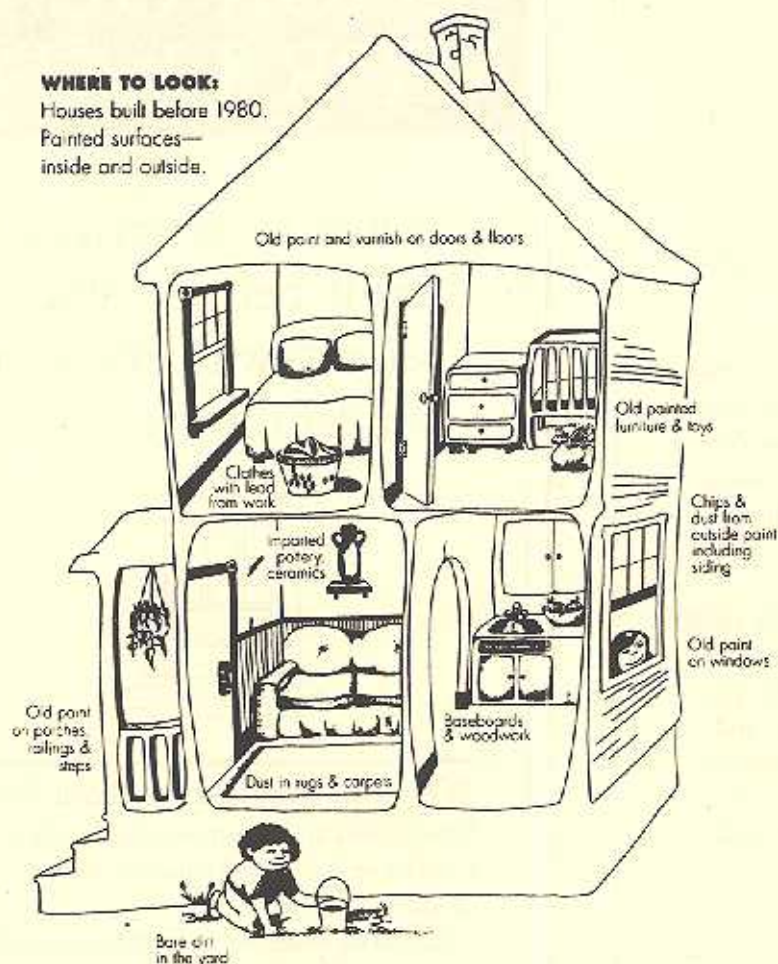
Why you should care about lead

Most homes and apartments built before 1980 have lead-based paint or varnish. Lead can harm children.

Children under six years old can easily be poisoned by dust or chips from lead paint. If they play near windows or other places with worn out or damaged paint, they can get dust on their fingers and toys. When they swallow lead dust it can cause illness. It can also cause problems with learning, growth and behavior that can affect their entire life. Even small amounts of lead can be harmful.

If a child in a rental property has lead poisoning, you, as an owner, will be required to reduce the lead hazards.

WHERE TO LOOK:
Houses built before 1980.
Painted surfaces—
inside and outside.



The most common places to find lead inside are windows, stairs and woodwork. Lead is also common on kitchen and bathroom walls and ceilings. Outside walls, porches, columns, railings, windows and doors are often covered with lead paint.

What you can do

Most homes built before 1980 have paint or varnish with lead in them. You can do some things right now to reduce the danger. Each time your property has a new tenant you

have the chance to make it even safer. If your tenants report peeling paint assume that it is lead. To ease your mind, have your property tested. Fix the hazards before children get poisoned.

Long-term protection

Anyone who maintains property should learn how to safely prevent and reduce lead problems.

The safest method to correct serious problems is to use certified lead abatement contractors.

To find out about becoming certified, obtain a list of certified contractors and answer other lead-related questions, call the Wisconsin Childhood Lead Poisoning Prevention Program at (608) 266-5817. You can also get up-to-date information from your local health department.

To get a copy of the U.S. government booklet *Reducing Lead Hazards When Remodeling Your Home*, call (800) 424-LEAD. Members of the Wisconsin Apartment Association (WAA) can order booklets from the WAA office.

Short-term methods

Turnover maintenance

The best time to prevent and correct lead problems is when a unit is not occupied. It does not need to be expensive. Thorough cleaning can make a big difference. Follow the "Lead cleaning tips" on the back of this brochure.

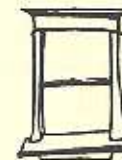
Other suggestions:



1. Do not dry scrape, power sand or burn old lead paint. These methods can cause greater lead problems than you had before. Use wet scraping or wet sanding to prepare for repainting.



2. Make flat surfaces smooth and easy to clean. Surfaces that are rough, pitted or porous trap dust and are harder to clean. Recoat hardwood floors with polyurethane. Replace or recover worn out linoleum. Cover hard-to-clean places with sheet metal, contact paper, duct tape or linoleum.



3. Clean window sills inside and out.

4. Bare soil near old painted buildings is likely to have lead in it. Cover bare soil with gravel, mulch or sod. Plant grass or bushes so children will not play in the dirt.

