

Oshkosh, WI

The National Community Survey

Report of Results
2022

Report by:



Visit us online!
www.polco.us

About The NCS™

The National Community Survey™ (The NCS™) report is about the “livability” of Oshkosh. A livable community is a place that is not simply habitable, but that is desirable. It is not only where people do live, but where they want to live. The survey was developed by the experts from National Research Center at Polco.

Great communities are partnerships of the government, private sector, community-based organizations and residents, all geographically connected. The NCS captures residents’ opinions considering ten central facets of a community:

- Economy
- Mobility
- Community Design
- Utilities
- Safety
- Natural Environment
- Parks and Recreation
- Health and Wellness
- Education, Arts, and Culture
- Inclusivity and Engagement

The report provides the opinions of a representative sample of 448 residents of the City of Oshkosh collected from October 4th, 2022 to November 15th, 2022. The margin of error around any reported percentage is 4.6% for all respondents and the response rate for the 2022 survey was 17%. Survey results were weighted so that the demographic profile of respondents was representative of the demographic profile of adults in Oshkosh.

How the results are reported

For the most part, the percentages presented in the following tabs represent the “percent positive.” Most commonly, the percent positive is the combination of the top two most positive response options (i.e., excellent/good, very safe/somewhat safe, etc.). On many of the questions in the survey respondents may answer “don’t know.” The proportion of respondents giving this reply is shown in the full set of responses included in the tab “Complete data.” However, these responses have been removed from the analyses presented in most of the tabs. In other words, the tables and graphs display the responses from respondents who had an opinion about a specific item.

Comparisons to benchmarks

NRC’s database of comparative resident opinion is comprised of resident perspectives gathered in surveys from over 600 communities whose residents evaluated the same kinds of topics on The National Community Survey. The comparison evaluations are from the most recent survey completed in each community in the last five years. NRC adds the latest results quickly upon survey completion, keeping the benchmark data fresh and relevant. The communities in the database represent a wide geographic and population range. In each tab, Oshkosh’s results are noted as being “higher” than the benchmark, “lower” than the benchmark, or “similar” to the benchmark, meaning that the average rating given by Oshkosh residents is statistically similar to or different (greater or lesser) than the benchmark. Being rated as “higher” or “lower” than the benchmark means that Oshkosh’s average rating for a particular item was more than 10 points different than the benchmark. If a rating was “much higher” or “much lower,” then Oshkosh’s average rating was more than 20 points different when compared to the benchmark.

The survey was administered during the COVID-19 pandemic, a time of challenge for many local governments. While we provide comparisons to national benchmarks, it is important to note that much of the benchmark data was collected prior to the pandemic. This may impact how your City’s 2022 ratings compare to other communities’ ratings from the past five years.



Trends over time

Trend data for Oshkosh represent important comparison data and should be examined for improvements or declines*. Deviations from stable trends over time represent opportunities for understanding how local policies, programs, or public information may have affected residents' opinions. Prior to 2022, University of Wisconsin had conducted the Citizen survey for Oshkosh. Polco mapped previous years survey responses for all items that are on the NCS to provide trends.

* In 2020, The NCS survey was updated to include new and refreshed items. Consequently, some of the trends may be impacted due to wording modifications that could have potentially altered the meaning of the item for the respondent.

Key Findings

Oshkosh's safety is a top priority in the community.

Residents offered high ratings of importance (88% essential or very important) and lower quality (61% excellent or good) to the overall feeling of safety in Oshkosh, suggesting that safety is a priority and a potential area of focus for the community. About 9 in 10 residents said they felt very or somewhat safe in their neighborhoods during the day, and in the City's downtown/commercial area. Similarly, about 8 in 10 reported feeling safe from violent crime, and from fire, flood, or other natural disaster. Closer to 7 in 10 residents reported feeling safe from property crime. The City's safety services all scored on par with national benchmark comparisons. About 8 in 10 gave positive reviews to fire services, ambulance or emergency medical services, and fire prevention and education. About 7 in 10 positively rated police/sheriff services, and animal control, while 6 in 10 positively scored crime prevention and emergency preparedness.

Residents feel City's natural environment and recreational opportunities are important features of the community.

Ratings for survey items related to the City's natural environment tended to be positive and on par with benchmark comparisons, with 70% of residents giving excellent or good reviews to the overall quality of natural environment in Oshkosh. About 8 in 10 offered positive evaluations of the city's air quality, while 7 in 10 positively evaluated recycling services and yard waste pick up. About 60% of residents are pleased with the cleanliness and water resources of the city, while about half are pleased with the quality of the preservation of natural areas and Oshkosh's open space. Results related to parks and recreation were also on par with the national average. About 8 in 10 residents were pleased with the overall quality of parks and recreation opportunities and city parks, while close to 7 in 10 residents favorably rated recreation programs/classes, recreational opportunities, recreation centers or facilities, fitness opportunities, and the availability of walking paths or trails.

Oshkosh's economic health is important to residents.

About 85% of residents indicated that economic health should be an area of focus for the City of Oshkosh in the next two years. Half of residents rated the overall economic health of the city as excellent or good, scoring similar to the national average. The overall quality of business and service establishments, Oshkosh as a place to work, and Oshkosh as a place to visit were favorably evaluated by roughly 7 in 10 participants. About 6 in 10 residents positively rated the variety of business and service establishments, and employment opportunities, while shopping opportunities and cost of living were rated positively close to half of residents, all rating similar to benchmark comparisons. Only 4 in 10 residents positively rated economic development and the vibrancy of downtown/commercial areas, indicating room for growth in those areas. When asked what impact, if any, the economy would likely have on their family income in the next six months, only 13% of residents expected the impact to be somewhat or very positive, scoring lower than the national benchmark.

Residents feel health and wellness services offered by the City are vital.

When asked which aspects of the community Oshkosh should focus on in the next two years, 79% of residents identified overall health and wellness opportunities as a priority. About 66% of residents gave high marks to the overall health and wellness opportunities and health services in Oshkosh, scoring similar to the national average. Availability of affordable quality food, affordable quality health care, and availability of preventative health services had positive reviews by about 6 in 10 residents. All these items are similar to what has been observed in other communities across the nation. Only 36% of residents positively reviewed the availability of affordable quality mental health care in Oshkosh, indicating that this could be an area of focus for the City.

Analyzing the data

Responses from mailed surveys were entered into an electronic dataset using a “key and verify” method, where all responses are entered twice and compared to each other. Any discrepancies were resolved in comparison to the original survey form. Range checks as well as other forms of quality control were also performed. Responses from surveys completed on Polco were downloaded and merged with the mailed survey responses.

The demographics of the survey respondents were compared to those found in the 2010 Census and 2020 American Community Survey estimates for adults in the City of Oshkosh. The primary objective of weighting survey data is to make the survey respondents reflective of the larger population of the community. The characteristics used for weighting were age, sex, race, Hispanic origin, housing type, and housing tenure. No adjustments were made for design effects. Weights were calculated using an iterative, multiplicative raking model known as the ANES Weighting Algorithm.* The results of the weighting scheme for the probability sample are presented in the following table.

NRC aligns demographic labels with those used by the U.S. Census for reporting purposes, when possible. Some categories (e.g., age, race/Hispanic origin, housing type, and length of residency) are combined into smaller subgroups.

		Unweighted	Weighted	Target*
Age	18-34	10%	39%	41%
	35-54	20%	29%	28%
	55+	70%	32%	31%
Hispanic origin	No, not Spanish, Hispanic, or Latino	98%	95%	96%
	Spanish, Hispanic, or Latino	2%	5%	4%
Housing tenure	Own	74%	57%	57%
	Rent	26%	43%	43%
Housing type	Attached	34%	43%	43%
	Detached	66%	57%	57%
Race & Hispanic origin	Not white alone	5%	13%	13%
	White alone, not Hispanic or Latino	95%	87%	87%
Sex	Man	43%	50%	51%
	Woman	57%	50%	49%
Sex/age	Man 18-34	4%	19%	22%
	Man 35-54	9%	16%	15%
	Man 55+	30%	15%	14%
	Woman 18-34	6%	20%	19%
	Woman 35-54	11%	13%	13%
	Woman 55+	40%	18%	17%

The survey datasets were analyzed using all or some of a combination of the Statistical Package for the Social Sciences (SPSS), R, Python and Tableau. For the most part, the percentages presented in the reports represent the “percent positive.” The percent positive is the combination of the top two most positive response options (i.e., excellent/good, very safe/somewhat safe, essential/very important, etc.), or, in the case of resident behaviors/participation, the percent positive represents the proportion of respondents indicating “yes” or participating in an activity at least once a month.

On many of the questions in the survey respondents may answer “don’t know.” The proportion of respondents giving this reply is shown in the full set of responses included in the tab “Complete data”. However, these responses have been removed from the analyses presented in the reports. In other words, the tables and graphs display the responses from respondents who had an opinion about a specific item.

Contact

The City of Oshkosh funded this research. Please contact Andy Radig of the City of Oshkosh at ARadig@ci.oshkosh.wi.us if you have any questions about the survey.

Survey Validity

See the Polco Knowledge Base article on survey validity at <https://info.polco.us/knowledge/statistical-vali>

* See AAPOR’s Standard Definitions for more information at

<https://www.aapor.org/Publications-Media/AAPOR-Journals/Standard-Definitions.aspx>

* Pasek, J. (2010). ANES Weighting Algorithm. Retrieved from

<https://web.stanford.edu/group/iriss/cgi-bin/anesrake/resources/RakingDescription.pdf>

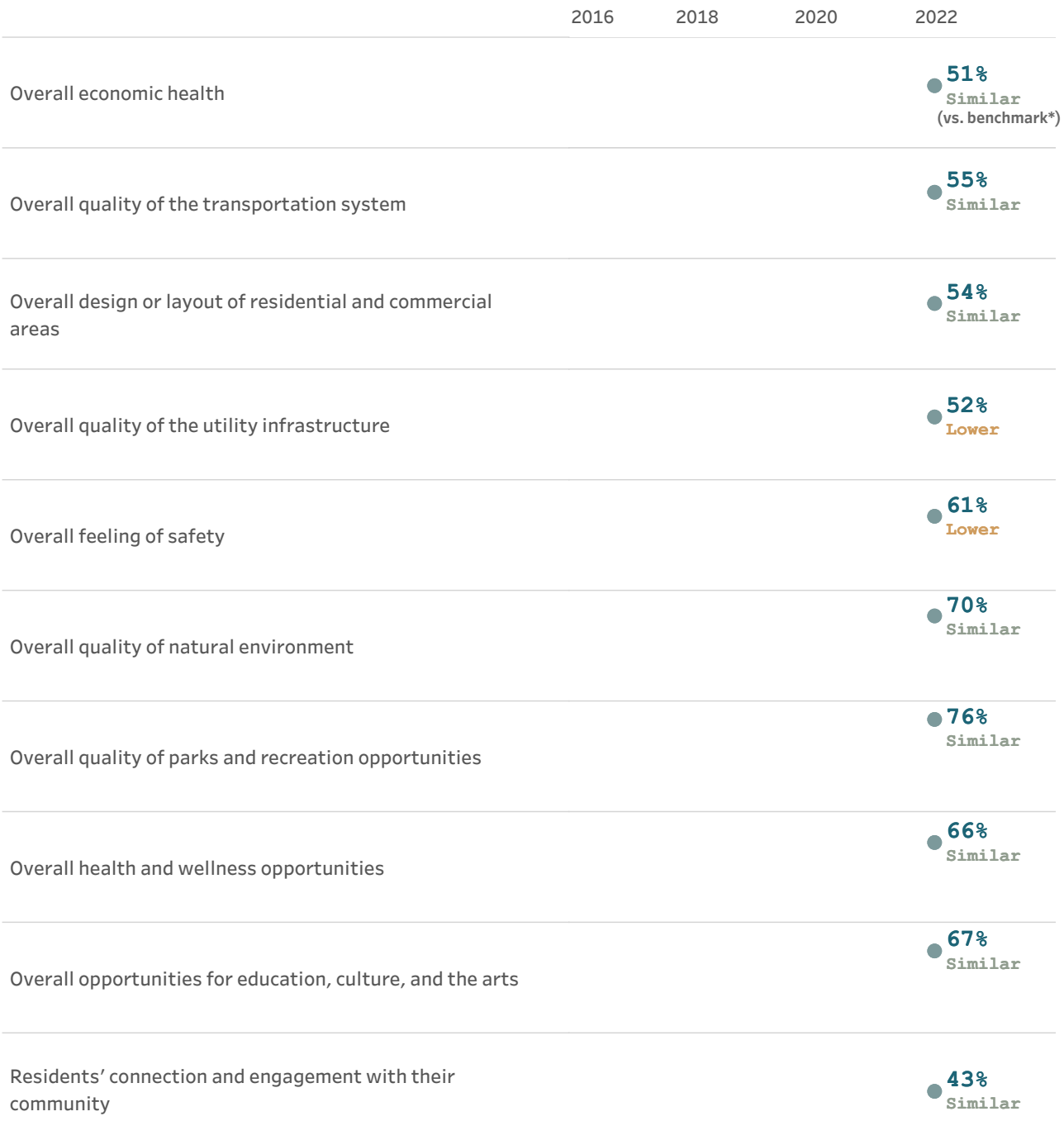
* Targets come from the 2010 Census and 2020 American Community Survey

Facets of livability

Resident perceptions of quality and importance for each of the facets of community livability provide an overview of community strengths and challenges that are useful for planning, budgeting and performance evaluation.

The charts below show the proportion of residents who rated the community facets positively for quality and the priority (importance) placed on each. Also displayed is whether local ratings were lower, similar, or higher than communities across the country (the national benchmark).

Please rate each of the following characteristics as they relate to Oshkosh as a whole.
(% excellent or good)



Please rate how important, if at all, you think it is for the Oshkosh community to focus on each of the following in the coming two years.

(% essential or very important)

	2016	2018	2020	2022
Overall economic health				● 85% Similar
Overall quality of the transportation system				● 61% Similar
Overall design or layout of residential and commercial areas				● 60% Lower
Overall quality of the utility infrastructure				● 85% Similar
Overall feeling of safety				● 88% Similar
Overall quality of natural environment				● 77% Similar
Overall quality of parks and recreation opportunities				● 74% Similar
Overall health and wellness opportunities				● 79% Similar
Overall opportunities for education, culture, and the arts				● 69% Similar
Residents' connection and engagement with their community				● 69% Similar

* Comparison to the national benchmark is shown. If no comparison is available, this is left blank.

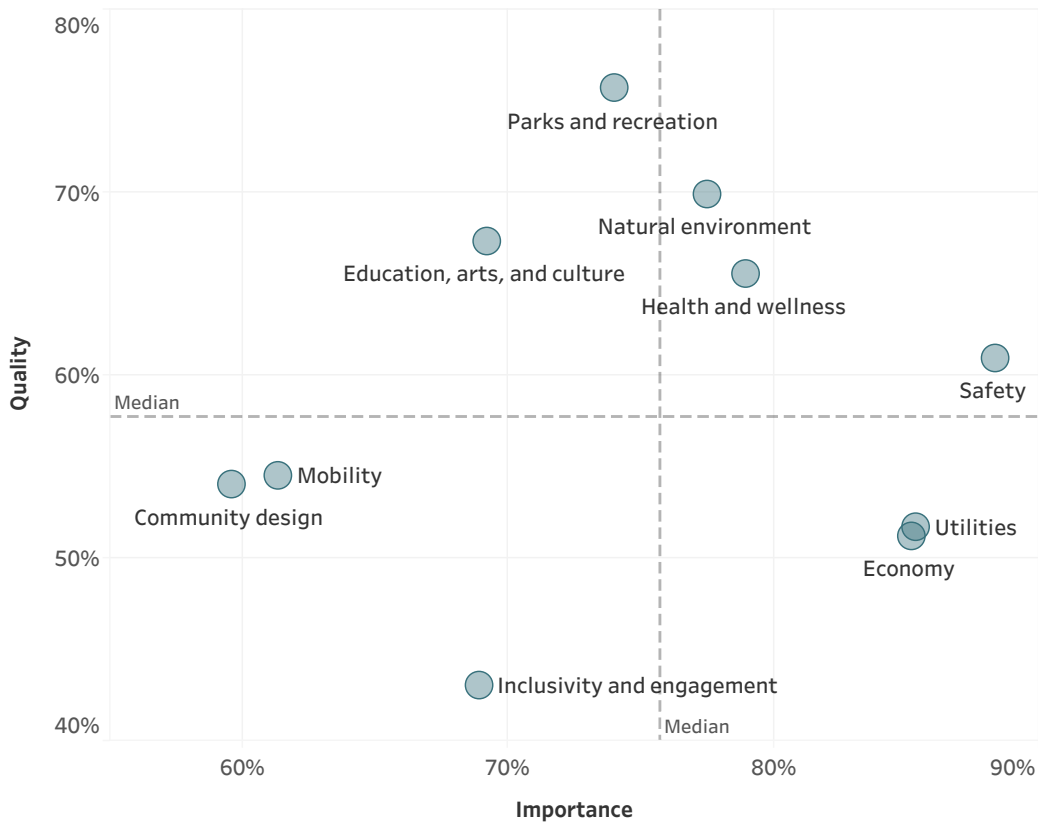
Balancing performance and importance

Every jurisdiction must balance limited resources while meeting resident needs and striving to optimize community livability. To this end, it is helpful to know what aspects of the community are most important to residents and which they perceive as being of higher or lower quality. It is especially helpful to know when a facet of livability is considered of high importance but rated as lower quality, as this should be a top priority to address.

To help guide City staff and officials with decisions on future resource allocation, resident ratings of the importance of services were compared to their ratings of the quality of these services. To identify the services perceived by residents to have relatively lower quality at the same time as relatively higher importance, all services were ranked from highest perceived quality to lowest perceived quality and from highest perceived importance to lowest perceived importance. Some services were in the top half of both lists (higher quality and higher importance); some were in the top half of one list but the bottom half of the other (higher quality and lower importance or lower quality and higher importance); and some services were in the bottom half of both lists.

Services receiving quality ratings of excellent or good by 58% or more of respondents were considered of “higher quality” and those with ratings lower than 58% were considered to be of “lower quality.” Services were classified as “more important” if they were rated as essential or very important by 76% or more of respondents. Services were rated as “less important” if they received a rating of less than 76%. This classification uses the median ratings for quality and importance to divide the services in half.

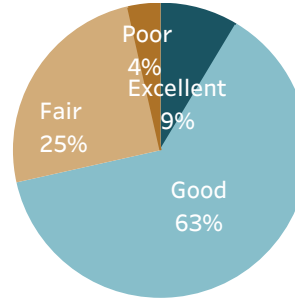
The quadrants in the figure below show which community facets were given higher or lower importance ratings (right-left) and which had higher or lower quality ratings (up-down). Facets of livability falling closer to a diagonal line from the lower left to the upper right are those where performance ratings are more commensurate with resident priorities. Facets scoring closest to the lower right hand corner of the matrix (higher in importance and lower in quality) are those that may warrant further investigation to see if changes to their delivery are necessary to improve their performance. This is the key part of this chart on which to focus. Facets falling in the top left hand corner of the chart (lower in importance but higher in quality) are areas where performance may outscore resident priorities, and may be a consideration for lower resource allocation.



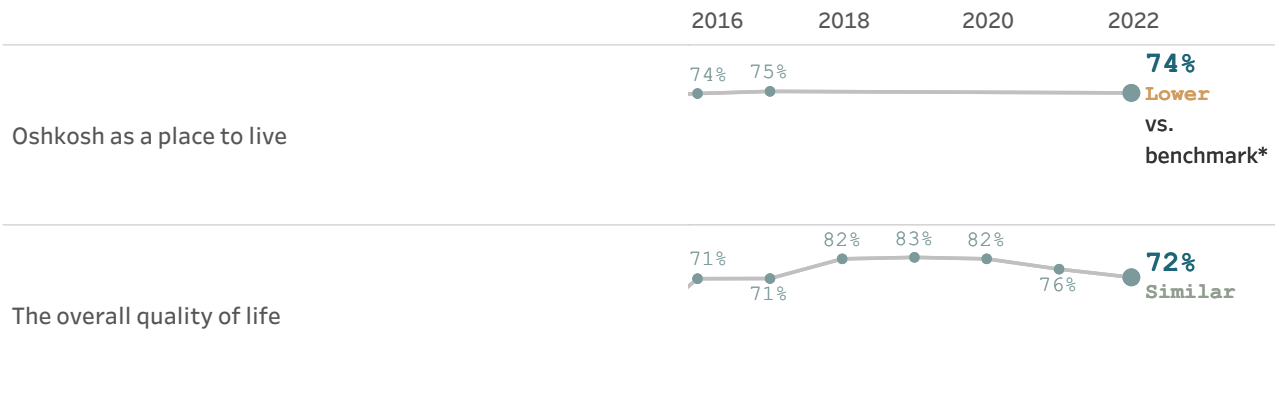
Quality of life

Measuring community livability starts with assessing the quality of life of those who live there, and ensuring that the community is attractive, accessible, and welcoming to all.

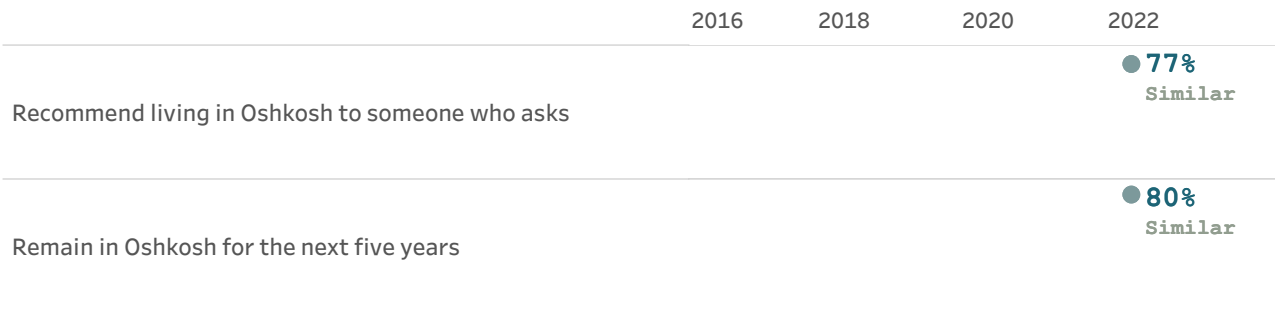
The overall quality of life in Oshkosh, 2022




Please rate each of the following aspects of quality of life in Oshkosh. (% excellent or good)



Please indicate how likely or unlikely you are to do each of the following. (% very or somewhat likely)



Please rate each of the following in the Oshkosh community. (% excellent or good)

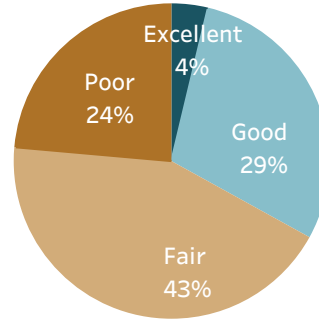


* Comparison to the national benchmark is shown. If no comparison is available, this is left blank.

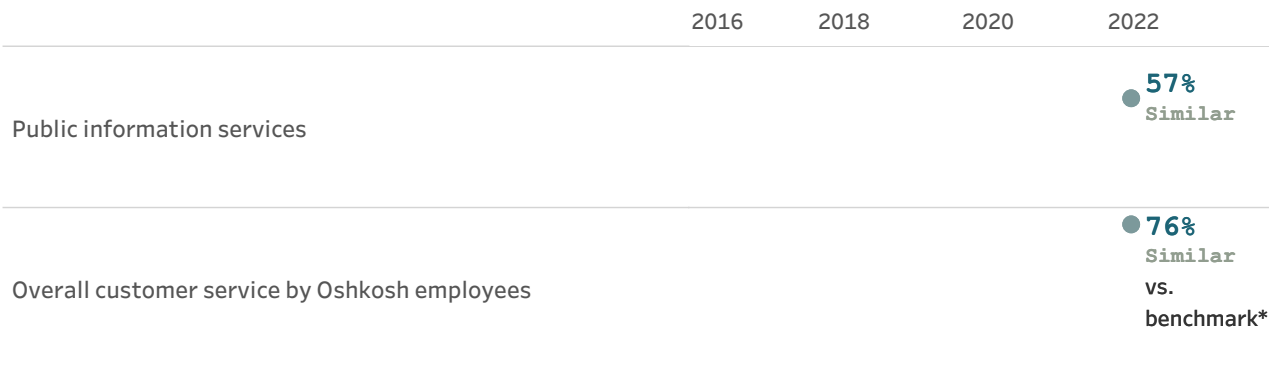
Governance

Strong local governments produce results that meet the needs of residents while making the best use of available resources, and are responsive to the present and future needs of the community as a whole.

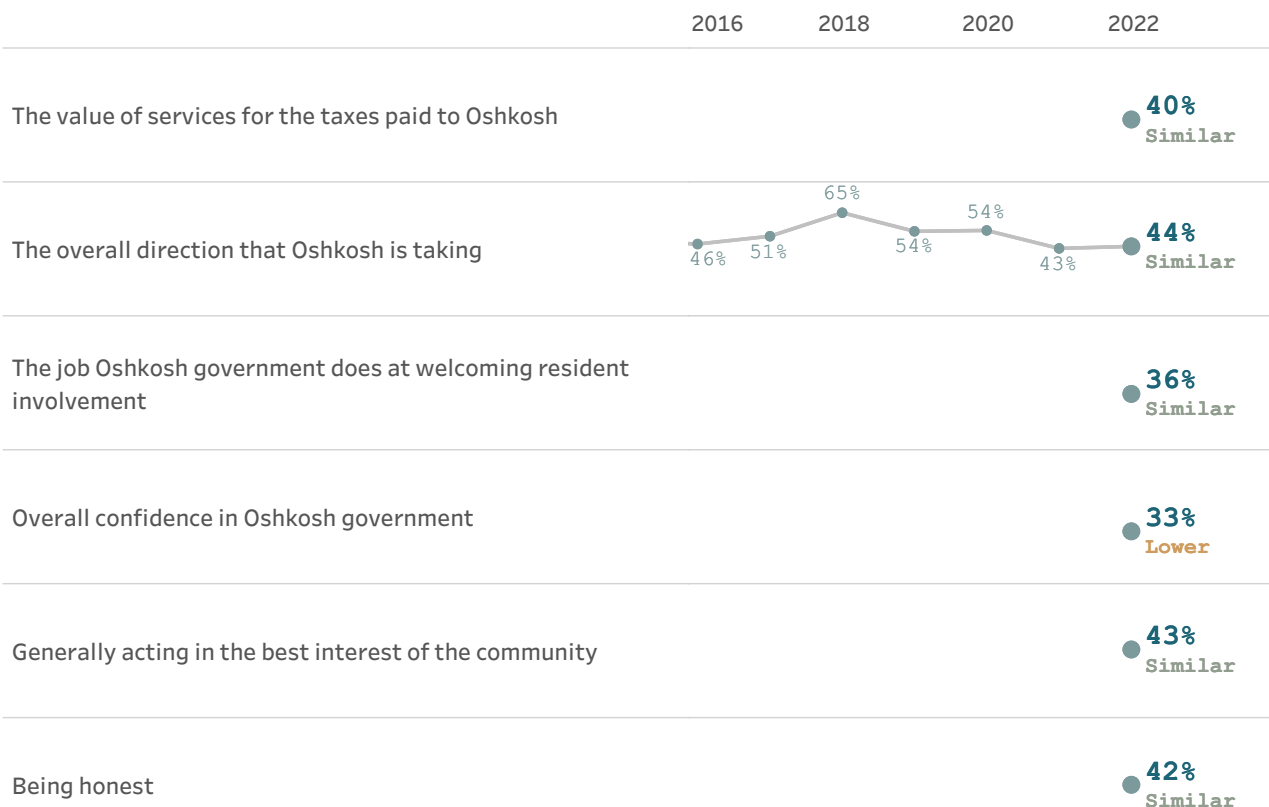
Overall confidence in Oshkosh government, 2022



Please rate the quality of each of the following services in Oshkosh. (% excellent or good)



Please rate the following categories of Oshkosh government performance. (% excellent or good)



Being open and transparent to the public **38%**
Similar

Informing residents about issues facing the community **38%**
Similar

Treating all residents fairly **40%**
Similar

Treating residents with respect **51%**
Similar

Overall, how would you rate the quality of the services provided by each of the following?
(% excellent or good)

	2016	2018	2020	2022
The City of Oshkosh				58% Similar

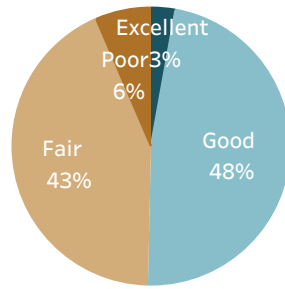
The Federal Government				29% Similar
------------------------	--	--	--	-----------------------

* Comparison to the national benchmark is shown. If no comparison is available, this is left blank.

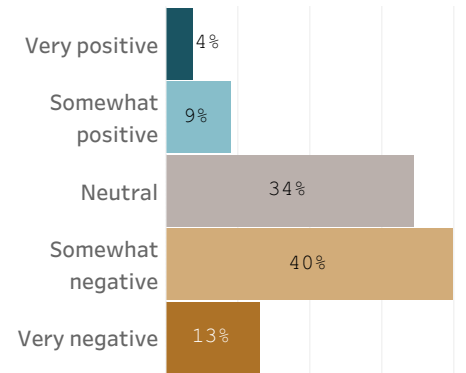
Economy

Local governments work together with private and nonprofit businesses, and with the community at large, to foster sustainable growth, create jobs, and promote a thriving local economy.


Overall economic health of Oshkosh, 2022



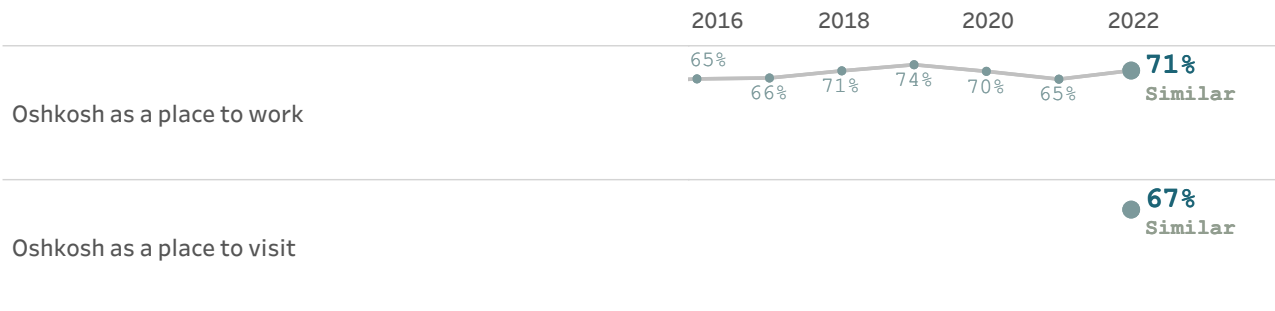
What impact, if any, do you think the economy will have on your family income in the next 6 months? Do you think the impact will be:



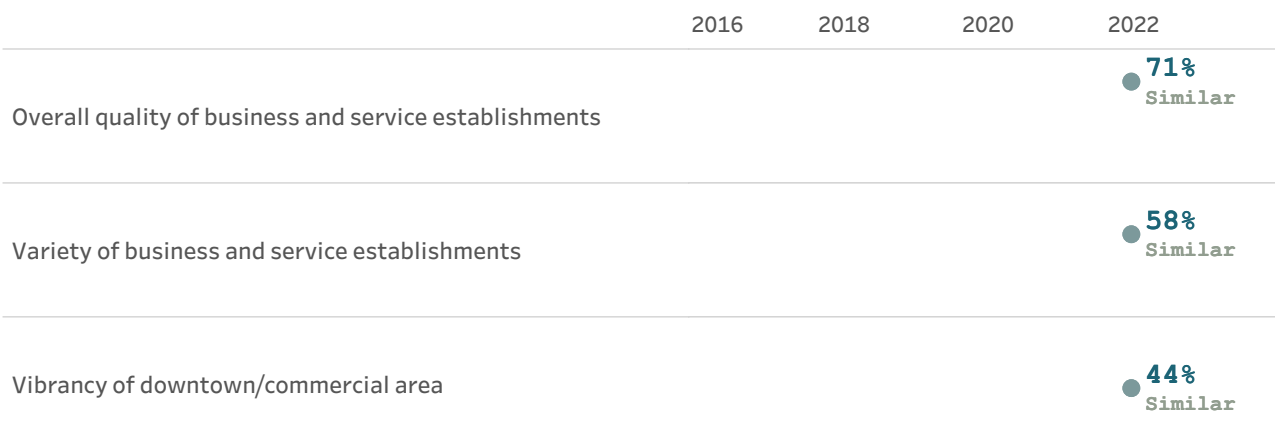
Please rate each of the following characteristics as they relate to Oshkosh as a whole. (% excellent or good)



Please rate each of the following aspects of quality of life in Oshkosh. (% excellent or good)



Please rate each of the following in the Oshkosh community. (% excellent or good)



Employment opportunities **61%**
Similar

Shopping opportunities **51%**
Similar

Cost of living **47%**
Similar

Year	Percentage
2016	53%
2018	52%
2022	47%

Please rate the quality of each of the following services in Oshkosh.
(% excellent or good)

Economic development **43%**
Similar

Year	Percentage
2016	53%
2018	52%
2022	47%

What impact, if any, do you think the economy will have on your family income in the next 6 months? Do you think the impact will be:
(% very or somewhat positive)

What impact, if any, do you think the economy will have on your family income in the next 6 months? Do you think the impact will be: **13%**
Lower

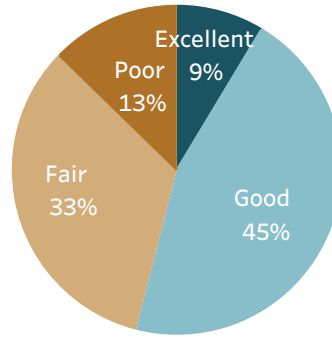
Year	Percentage
2016	53%
2018	52%
2022	13%

* Comparison to the national benchmark is shown. If no comparison is available, this is left blank.

Mobility

The ease with which residents can move about their communities, whether for commuting, leisure, or recreation, plays a major role in the quality of life for all who live, work, and play in the community.

Overall quality of the transportation system in Oshkosh, 2022



Please rate each of the following characteristics as they relate to Oshkosh as a whole.
(% excellent or good)

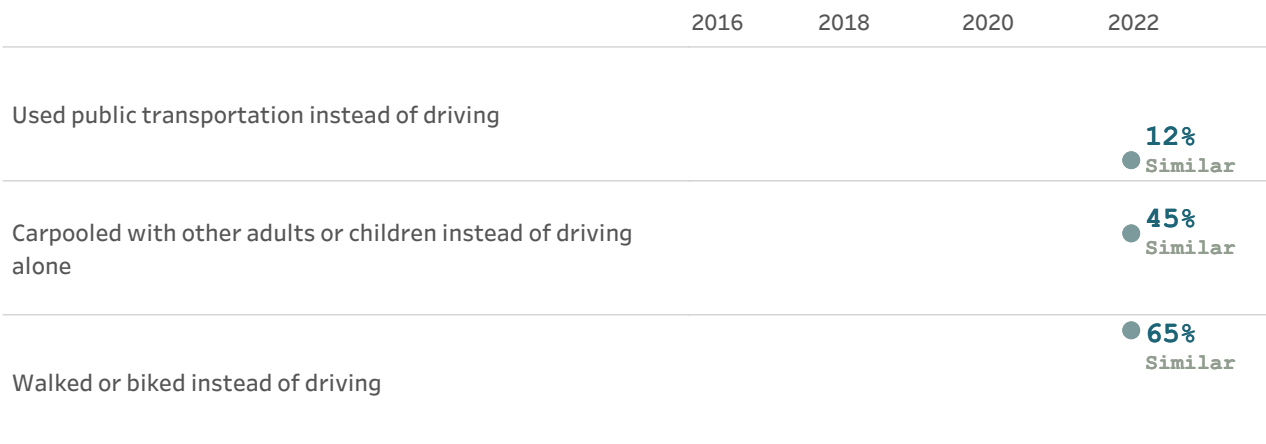
	2016	2018	2020	2022
Overall quality of the transportation system				● 55% Similar vs. benchmark*

Please also rate each of the following in the Oshkosh community.
(% excellent or good)

	2016	2018	2020	2022
Traffic flow on major streets				● 53% Similar
Ease of public parking				● 53% Similar
Ease of travel by car				● 69% Similar
Ease of travel by public transportation				● 42% Similar
Ease of travel by bicycle				● 53% Similar
Ease of walking				● 66% Similar

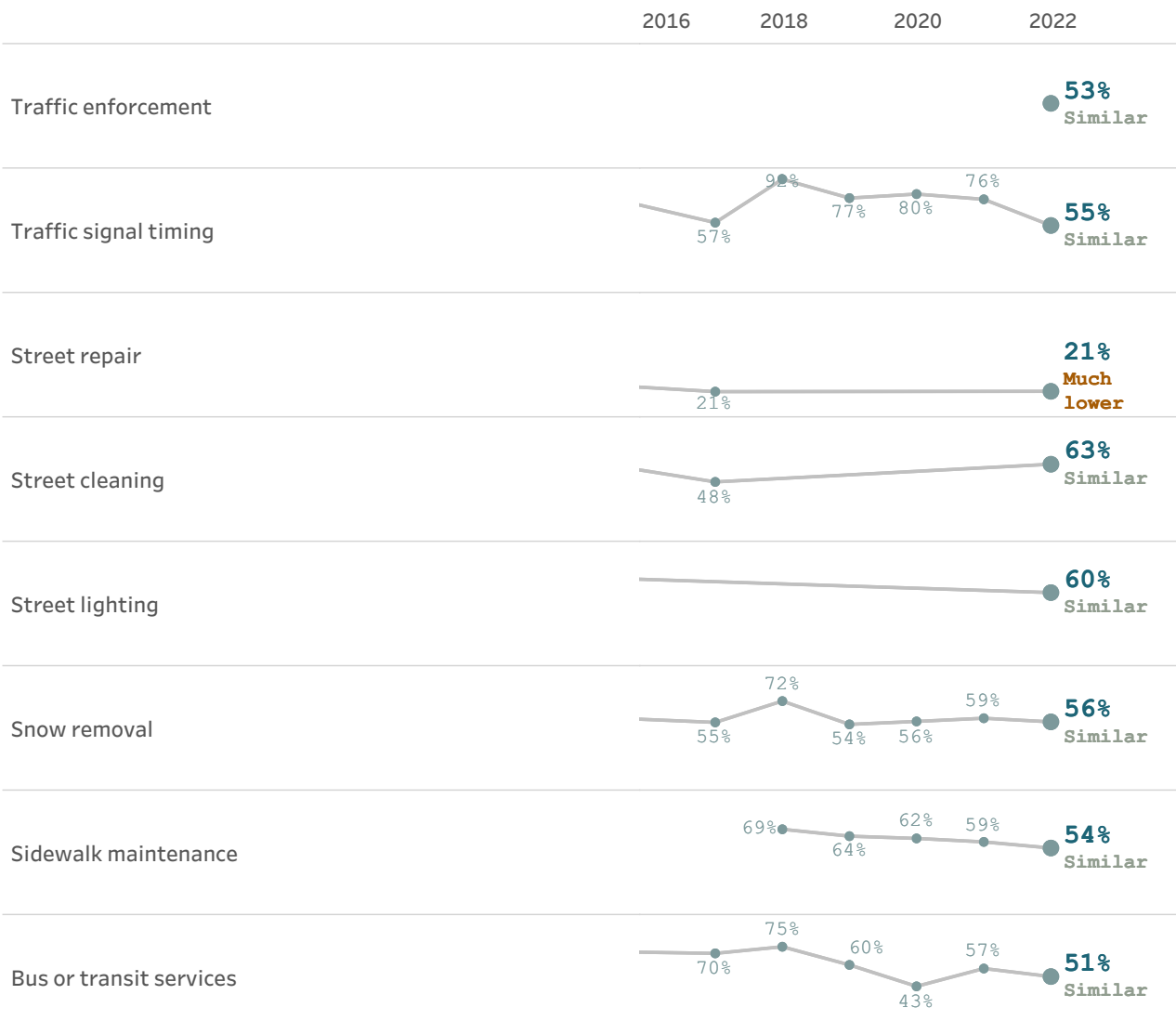
Please indicate whether or not you have done each of the following in the last 12 months.

(% yes)



Please rate the quality of each of the following services in Oshkosh.

(% excellent or good)

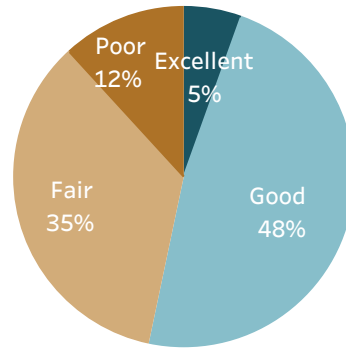


* Comparison to the national benchmark is shown. If no comparison is available, this is left blank.

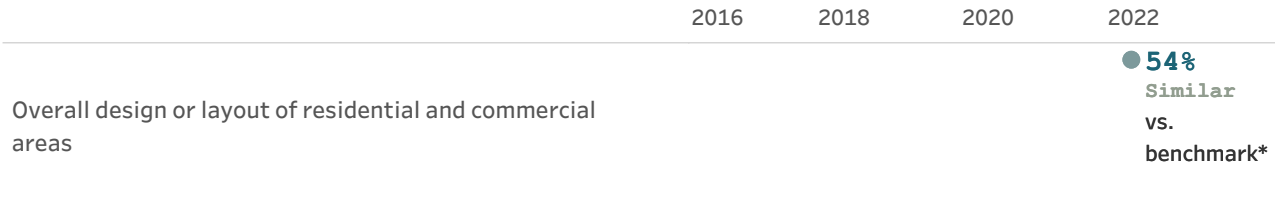
Overall design or layout of Oshkosh's residential and commercial areas, 2022

Community design

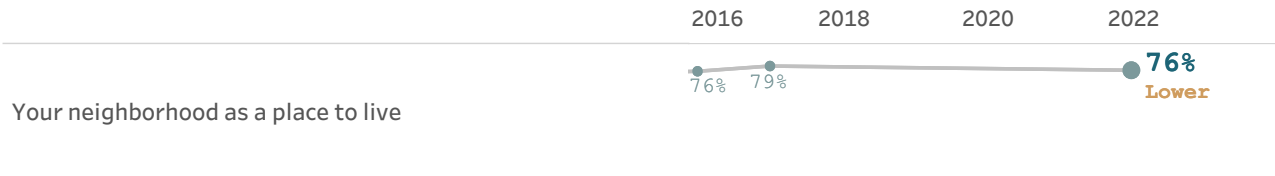
A well-designed community enhances the quality of life for its residents by encouraging smart land use and zoning, ensuring that affordable housing is accessible to all, and providing access to parks and other green spaces.



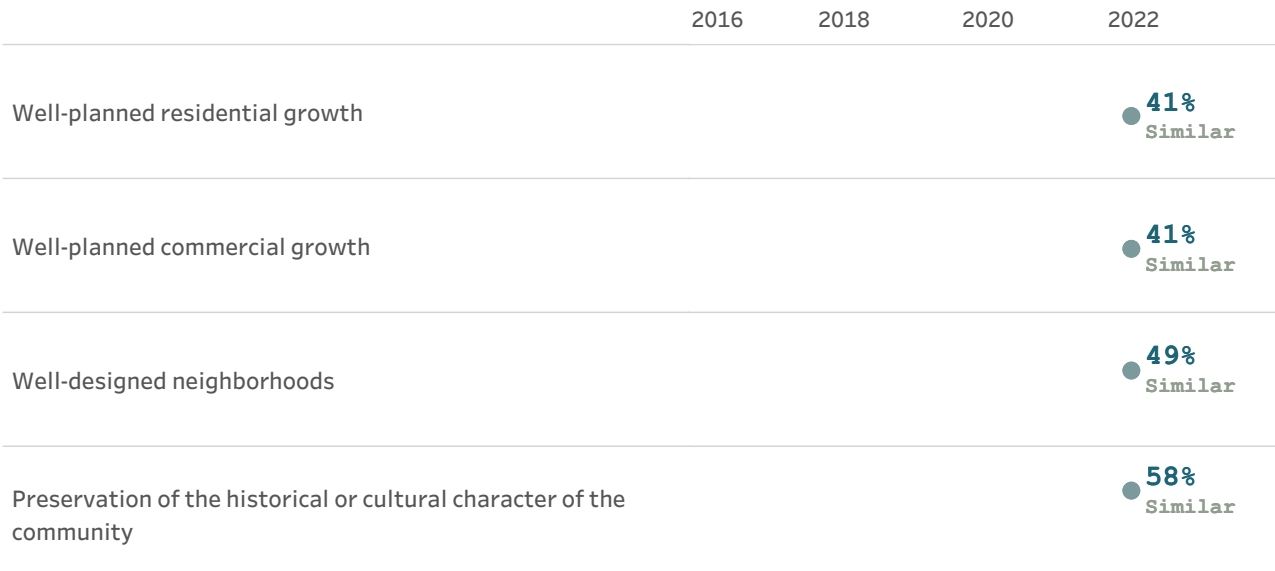
Please rate each of the following characteristics as they relate to Oshkosh as a whole.
(% excellent or good)



Please rate each of the following aspects of quality of life in Oshkosh.
(% excellent or good)



Please also rate each of the following in the Oshkosh community.
(% excellent or good)



Public places where people want to spend time **53%**
Similar

Variety of housing options **43%**
Similar

Availability of affordable quality housing **29%**
Similar

Year	Percentage
2016	79%
2018	78%
2020	72%
2022	69%
2023	29%

Overall quality of new development **47%**
Similar

Overall appearance **52%**
Lower

Please rate the quality of each of the following services in Oshkosh.
(% excellent or good)

Land use, planning and zoning **42%**
Similar

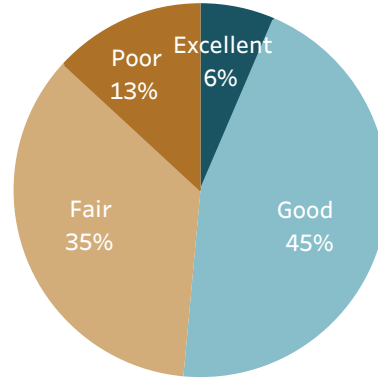
Year	Percentage
2016	47%
2018	55%
2020	43%
2022	33%
2023	35%
2024	42%

Code enforcement **37%**
Similar

Year	Percentage
2016	47%
2022	37%

* Comparison to the national benchmark is shown. If no comparison is available, this is left blank.


Overall quality of the utility infrastructure in Oshkosh, 2022



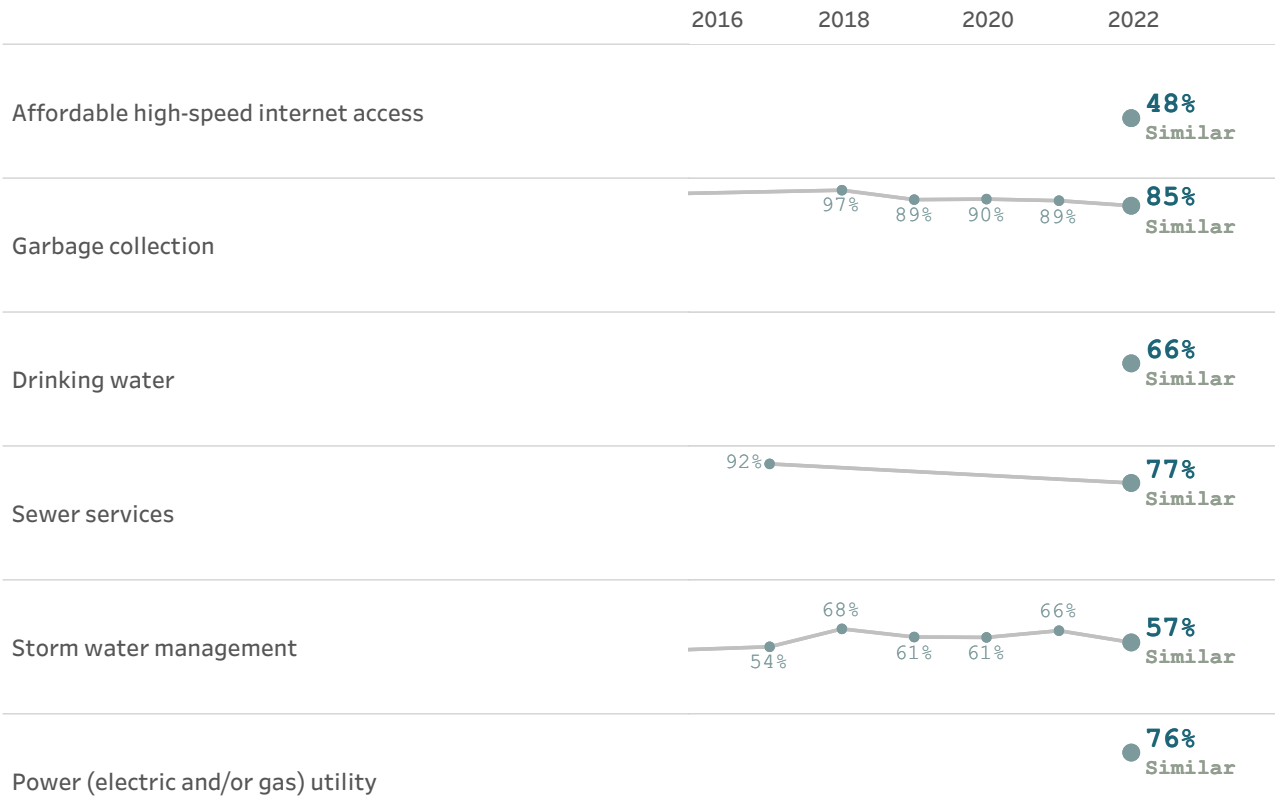
Utilities

Services such as water, gas, electricity, and internet access play a vital role in ensuring the physical and economic health and well-being of the communities they serve.

Please rate each of the following characteristics as they relate to Oshkosh as a whole. (% excellent or good)



Please rate the quality of each of the following services in Oshkosh. (% excellent or good)



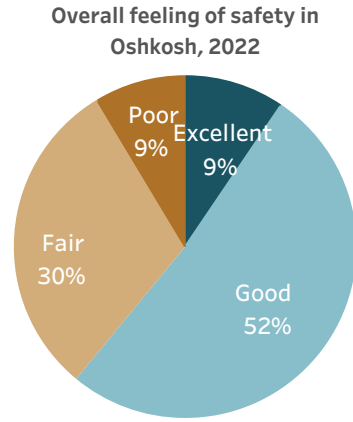
Utility billing

● **54%**
Similar


* Comparison to the national benchmark is shown. If no comparison is available, this is left blank.

Safety

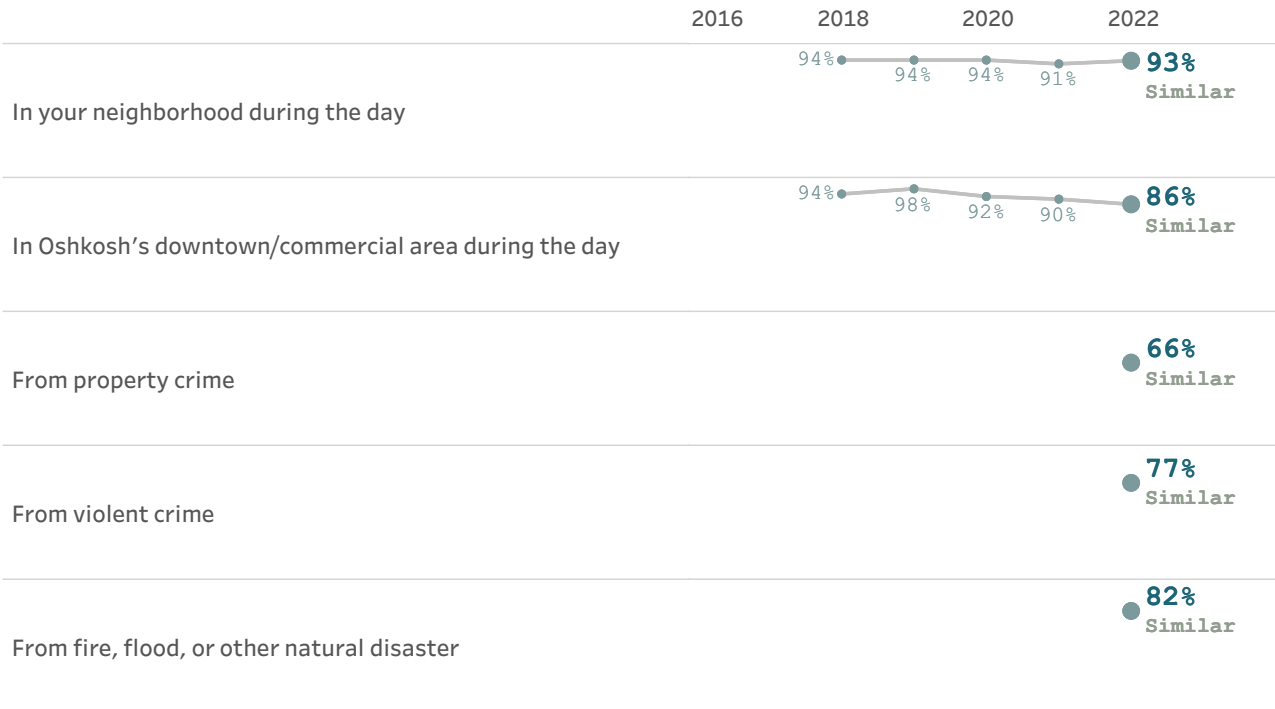
Public safety is often the most important task facing local governments. All residents should feel safe and secure in their neighborhoods and in the greater community, and providing robust safety-related services is essential to residents' quality of life.



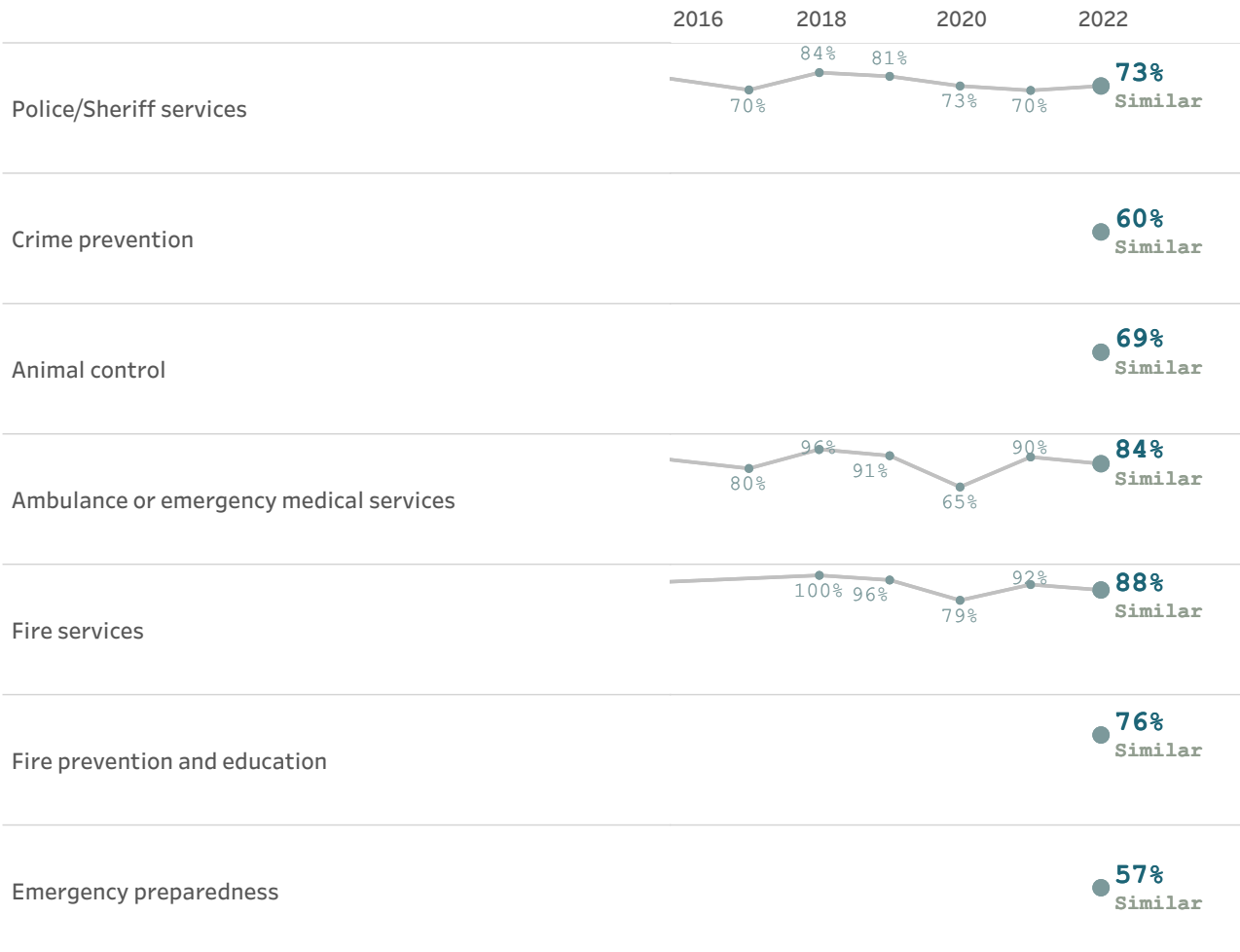
Please rate each of the following characteristics as they relate to Oshkosh as a whole.
(% excellent or good)



Please rate how safe or unsafe you feel:
(% very or somewhat safe)

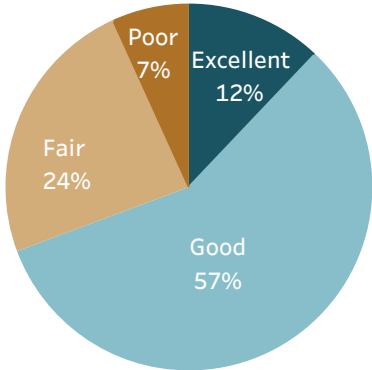


Please rate the quality of each of the following services in Oshkosh.
 (% excellent or good)



* Comparison to the national benchmark is shown. If no comparison is available, this is left blank.

Overall quality of natural environment in Oshkosh, 2022



Natural environment

The natural environment plays a vital role in the health and well-being of residents. The natural spaces in which residents live and experience their communities has a direct and profound effect on quality of life.

Please rate each of the following characteristics as they relate to Oshkosh as a whole. (% excellent or good)


	2016	2018	2020	2022
Overall quality of natural environment				● 70% Similar vs. benchmark*

Please also rate each of the following in the Oshkosh community. (% excellent or good)

	2016	2018	2020	2022
Cleanliness				● 61% Similar
Water resources				● 63% Similar
Air quality				● 79% Similar

Please rate the quality of each of the following services in Oshkosh. (% excellent or good)

	2016	2018	2020	2022
Preservation of natural areas				● 52% Similar
Oshkosh open space				● 50% Similar



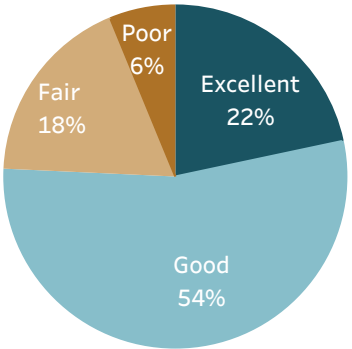
* Comparison to the national benchmark is shown. If no comparison is available, this is left blank.

Overall quality of parks and recreation opportunities, 2022

Parks and recreation

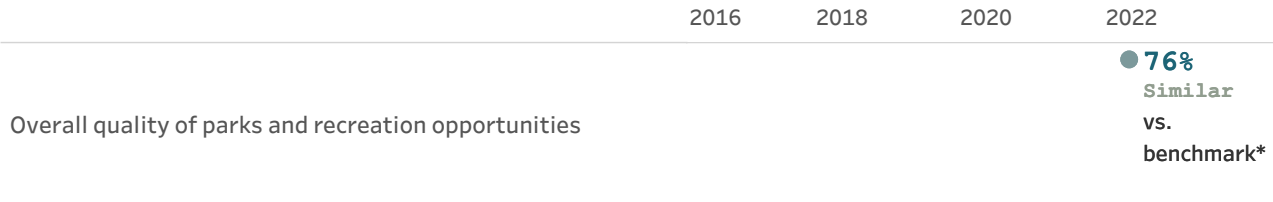
“There are no communities that pride themselves on their quality of life, promote themselves as a desirable location for businesses to relocate, or maintain that they are environmental stewards of their natural resources, without such communities having a robust, active system of parks and recreation programs for public use and enjoyment.”

- National Recreation and Park Association



Please rate each of the following characteristics as they relate to Oshkosh as a whole.

(% excellent or good)




Please also rate each of the following in the Oshkosh community.

(% excellent or good)



Please rate the quality of each of the following services in Oshkosh.

(% excellent or good)

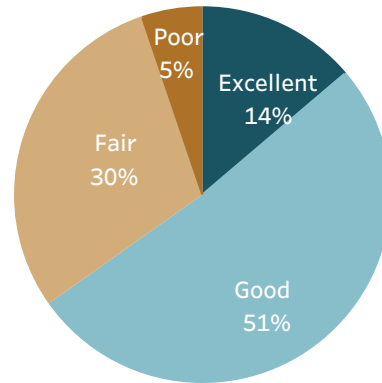


● **66%**
Similar

Recreation centers or facilities

* Comparison to the national benchmark is shown. If no comparison is available, this is left blank.

Overall health and wellness opportunities in Oshkosh, 2022



Health and wellness

The characteristics of and amenities available in the communities in which people live has a direct impact on the health and wellness of residents, and thus, on their quality of life overall.

Please rate each of the following characteristics as they relate to Oshkosh as a whole.
(% excellent or good)

	2016	2018	2020	2022
Overall health and wellness opportunities				● 66% Similar vs. benchmark*

Please also rate each of the following in the Oshkosh community.
(% excellent or good)

	2016	2018	2020	2022
Availability of affordable quality food				● 61% Similar
Availability of affordable quality health care				● 57% Similar
Availability of preventive health services				● 56% Similar
Availability of affordable quality mental health care				● 36% Similar

Please rate the quality of each of the following services in Oshkosh.
(% excellent or good)

	2016	2018	2020	2022
Health services				● 66% Similar

Please rate your overall health.
(% excellent or very good)

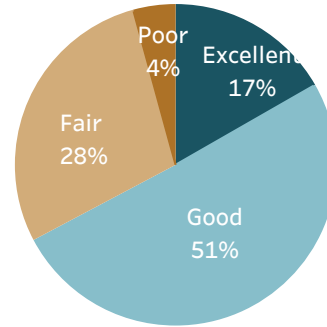
2016 2018 2020 2022

● **56%**
Similar

Please rate your overall health.

* Comparison to the national benchmark is shown. If no comparison is available, this is left blank.

Overall opportunities for education, culture and the arts, 2022



Education, arts, and culture

Participation in the arts, in educational opportunities, and in cultural activities is linked to increased civic engagement, greater social tolerance, and enhanced enjoyment of the local community.


Please rate each of the following characteristics as they relate to Oshkosh as a whole.
(% excellent or good)

	2016	2018	2020	2022
Overall opportunities for education, culture, and the arts				67% Similar vs. benchmark*

Please also rate each of the following in the Oshkosh community.
(% excellent or good)

	2016	2018	2020	2022
Opportunities to attend cultural/arts/music activities				61% Similar
Community support for the arts				58% Similar
Availability of affordable quality childcare/preschool				40% Similar
K-12 education				57% Lower
Adult educational opportunities				61% Similar
Opportunities to attend special events and festivals				69% Similar

Please rate the quality of each of the following services in Oshkosh.
(% excellent or good)

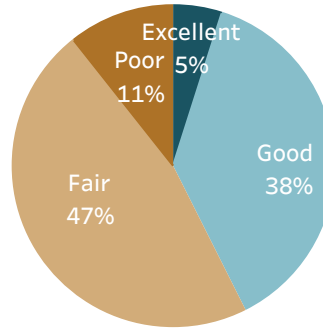


* Comparison to the national benchmark is shown. If no comparison is available, this is left blank.


Residents' connection and engagement with their community, 2022

Inclusivity and engagement


Inclusivity refers to a cultural and environmental feeling of belonging; residents who feel invited to participate within their communities feel more included, involved, and engaged than those who do not.




Please rate each of the following characteristics as they relate to Oshkosh as a whole. (% excellent or good)



Please rate each of the following aspects of quality of life in Oshkosh. (% excellent or good)



Please rate the job you feel the Oshkosh community does at each of the following. (% excellent or good)



Attracting people from diverse backgrounds	47% Similar
Valuing/respecting residents from diverse backgrounds	49% Similar
Taking care of vulnerable residents	47% Similar

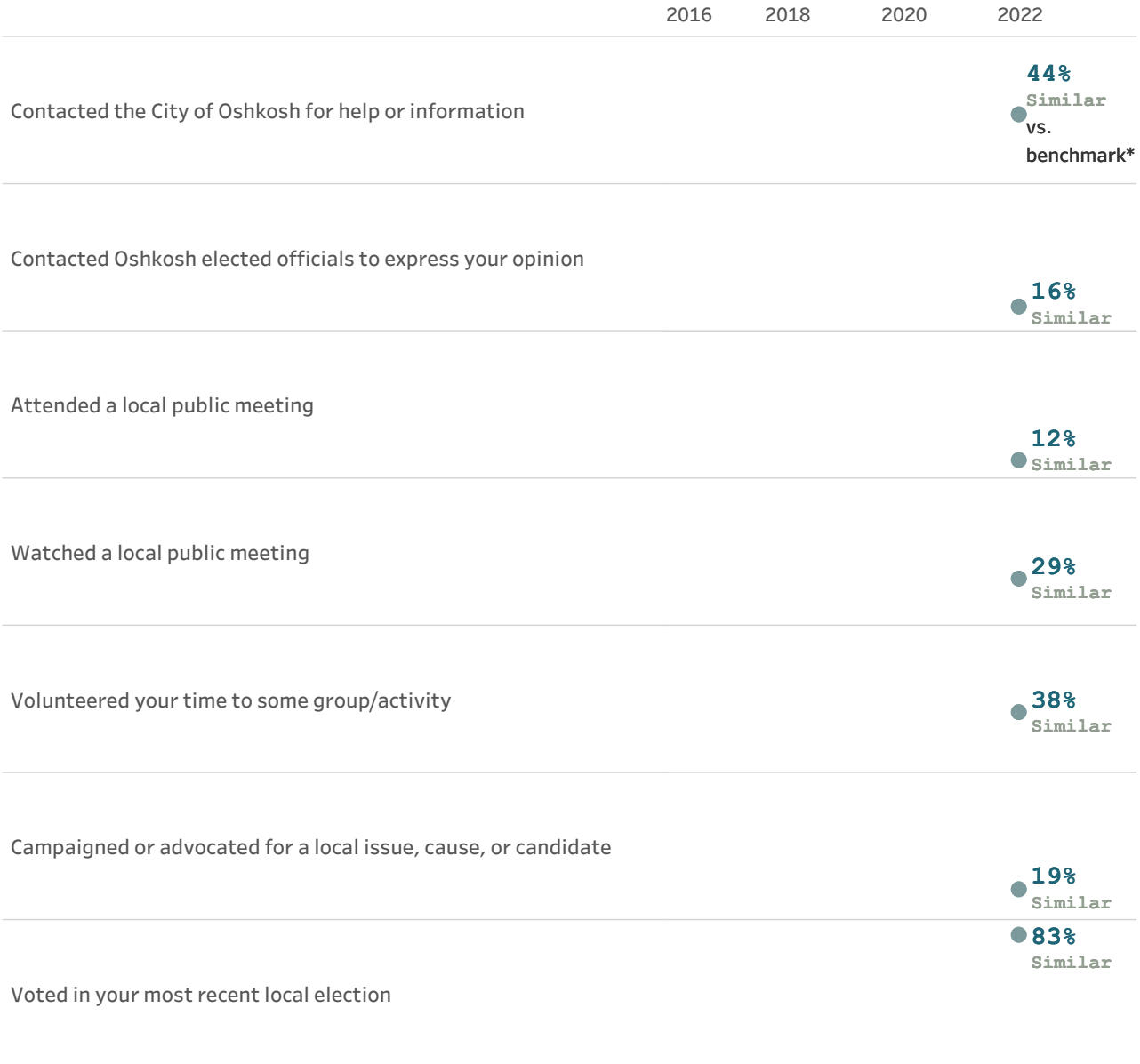
Please also rate each of the following in the Oshkosh community.
(% excellent or good)

	2016	2018	2020	2022
Sense of civic/community pride				42% Similar
Neighborliness of residents				53% Similar
Opportunities to participate in social events and activities				60% Similar
Opportunities to volunteer				70% Similar
Opportunities to participate in community matters				50% Similar
Openness and acceptance of the community toward people of diverse backgrounds	57%	50%	40%	35%
		46%	37%	42% Lower


* Comparison to the national benchmark is shown. If no comparison is available, this is left blank.

Residents' participation levels

Please indicate whether or not you have done each of the following in the last 12 months.
(% yes)



In general, how many times do you:
(% a few times a week or more)



Visit social media sites	● 80% Similar
Use or check email	● 94% Similar
Share your opinions online	● 26% Similar
Shop online	● 46% Similar

* Comparison to the national benchmark is shown. If no comparison is available, this is left blank.

National benchmark tables

This table contains the comparisons of Oshkosh’s results to those from other communities. The first column shows the comparison of Oshkosh’s rating to the benchmark. Oshkosh’s results are noted as being “higher”, “lower” or “similar” to the benchmark, meaning that the average rating given by Oshkosh residents is statistically similar to or different than the benchmark. The second column is Oshkosh’s “percent positive.” Most commonly, the percent positive is the combination of the top two most positive response options (i.e., excellent/good). The third column is the rank assigned to Oshkosh’s rating among communities where a similar question was asked. The fourth column is the number of communities that asked a similar question. The fifth column shows the percentile for Oshkosh’s result -- that is what percent of surveyed communities had a lower rating than Oshkosh.

			% positive	Rank	Number of communities	Percentile
Please rate each of the following aspects of quality of life in Oshkosh.	Oshkosh as a place to live	Lower	74%	317	365	13
	Your neighborhood as a place to live	Lower	76%	281	317	11
	Oshkosh as a place to raise children	Similar	70%	287	369	22
	Oshkosh as a place to work	Similar	71%	171	360	52
	Oshkosh as a place to visit	Similar	67%	168	318	47
	Oshkosh as a place to retire	Lower	45%	320	365	12
	The overall quality of life	Similar	72%	321	390	17
	Sense of community	Similar	50%	268	317	15
Please rate each of the following characteristics as they relate to Oshkosh as a whole.	Overall economic health	Similar	51%	232	305	24
	Overall quality of the transportation system	Similar	55%	93	200	54
	Overall design or layout of residential and commercial areas	Similar	54%	223	298	25
	Overall quality of the utility infrastructure	Lower	52%	170	195	13
	Overall feeling of safety	Lower	61%	300	355	15
	Overall quality of natural environment	Similar	70%	252	307	18
	Overall quality of parks and recreation opportunities	Similar	76%	144	200	28
	Overall health and wellness opportunities	Similar	66%	202	300	33
	Overall opportunities for education, culture, and the arts	Similar	67%	134	302	55
	Residents’ connection and engagement with their community	Similar	43%	151	197	23
Please indicate how likely or unlikely you are to do each of the following.	Recommend living in Oshkosh to someone who asks	Similar	77%	245	309	21

Please indicate how likely or unlikely you are to do each of the following.	Remain in Oshkosh for the next five years	Similar	80%	226	306	26
Please rate how safe or unsafe you feel:	In your neighborhood during the day	Similar	93%	215	336	36
	In Oshkosh's downtown/commercial area during the day	Similar	86%	228	320	29
	From property crime	Similar	66%	146	205	29
	From violent crime	Similar	77%	155	205	24
	From fire, flood, or other natural disaster	Similar	82%	109	195	44
Please rate the job you feel the Oshkosh community does at each of the following.	Making all residents feel welcome	Similar	60%	155	203	24
	Attracting people from diverse backgrounds	Similar	47%	152	200	24
	Valuing/respecting residents from diverse backgrounds	Similar	49%	169	201	16
	Taking care of vulnerable residents	Similar	47%	148	197	25
Please rate each of the following in the Oshkosh community.	Overall quality of business and service establishments	Similar	71%	156	306	49
	Variety of business and service establishments	Similar	58%	116	197	41
	Vibrancy of downtown/commercial area	Similar	44%	169	286	41
	Employment opportunities	Similar	61%	75	321	76
	Shopping opportunities	Similar	51%	174	312	44
	Cost of living	Similar	47%	123	299	59
	Overall image or reputation	Lower	54%	294	360	18
Please also rate each of the following in the Oshkosh community.	Traffic flow on major streets	Similar	53%	157	332	53
	Ease of public parking	Similar	53%	184	281	34
	Ease of travel by car	Similar	69%	202	320	37
	Ease of travel by public transportation	Similar	42%	107	282	62
	Ease of travel by bicycle	Similar	53%	160	322	50
	Ease of walking	Similar	66%	175	323	46
	Well-planned residential growth	Similar	41%	120	199	40
	Well-planned commercial growth	Similar	41%	97	199	51
	Well-designed neighborhoods	Similar	49%	133	196	32

Please also rate each of the following in the Oshkosh community.	Please rate each of the following in the Oshkosh community.				
	Similar	58%	119	195	39
Preservation of the historical or cultural character of the community	Similar	58%	119	195	39
Public places where people want to spend time	Similar	53%	201	293	31
Variety of housing options	Similar	43%	194	305	36
Availability of affordable quality housing	Similar	29%	179	327	45
Overall quality of new development	Similar	47%	216	317	32
Overall appearance	Lower	52%	287	339	15
Cleanliness	Similar	61%	253	328	23
Water resources	Similar	63%	90	180	50
Air quality	Similar	79%	184	293	37
Availability of paths and walking trails	Similar	72%	169	323	47
Fitness opportunities	Similar	73%	146	293	50
Recreational opportunities	Similar	66%	171	314	45
Availability of affordable quality food	Similar	61%	187	288	35
Availability of affordable quality health care	Similar	57%	197	297	34
Availability of preventive health services	Similar	56%	181	283	36
Availability of affordable quality mental health care	Similar	36%	177	284	38
Opportunities to attend cultural/arts/music activities	Similar	61%	110	310	64
Community support for the arts	Similar	58%	93	196	53
Availability of affordable quality childcare/preschool	Similar	40%	183	295	38
K-12 education	Lower	57%	224	298	25
Adult educational opportunities	Similar	61%	132	290	54
Sense of civic/community pride	Similar	42%	163	196	17
Neighborliness of residents	Similar	53%	246	295	16
Opportunities to participate in social events and activities	Similar	60%	167	302	45
Opportunities to attend special events and festivals	Similar	69%	147	299	51
Opportunities to volunteer	Similar	70%	135	298	55

Please also rate each of the following in the Oshkosh community.	Opportunities to participate in community matters	Similar	50%	247	300	18
	Openness and acceptance of the community toward people of diverse backgrounds	Lower	42%	300	317	5
Please indicate whether or not you have done each of the following in the last 12 months.	Contacted the City of Oshkosh for help or information	Similar	44%	196	335	41
	Contacted Oshkosh elected officials to express your opinion	Similar	16%	164	293	44
	Attended a local public meeting	Similar	12%	268	296	9
	Watched a local public meeting	Similar	29%	76	277	72
	Volunteered your time to some group/activity	Similar	38%	98	299	67
	Campaigned or advocated for a local issue, cause, or candidate	Similar	19%	132	288	54
	Voted in your most recent local election	Similar	83%	45	198	77
	Used public transportation instead of driving	Similar	12%	157	268	41
	Carpooled with other adults or children instead of driving alone	Similar	45%	107	290	63
	Walked or biked instead of driving	Similar	65%	90	294	69
Please rate the quality of each of the following services in Oshkosh.	Public information services	Similar	57%	258	312	17
	Economic development	Similar	43%	224	306	27
	Traffic enforcement	Similar	53%	268	354	24
	Traffic signal timing	Similar	55%	136	298	54
	Street repair	Much lower	21%	324	348	7
	Street cleaning	Similar	63%	189	312	39
	Street lighting	Similar	60%	203	341	40
	Snow removal	Similar	56%	194	258	24
	Sidewalk maintenance	Similar	54%	197	309	36
	Bus or transit services	Similar	51%	106	278	62
	Land use, planning and zoning	Similar	42%	177	314	43
	Code enforcement	Similar	37%	244	347	29
	Affordable high-speed internet access	Similar	48%	124	193	36
Garbage collection	Similar	85%	137	331	58	

Please rate the quality of each of the following services in Oshkosh.	Drinking water	Similar	66%	209	310	32	
	Sewer services	Similar	77%	221	313	29	
	Storm water management	Similar	57%	257	325	21	
	Power (electric and/or gas) utility	Similar	76%	182	254	28	
	Utility billing	Similar	54%	253	279	9	
	Police/Sheriff services	Similar	73%	294	381	23	
	Crime prevention	Similar	60%	260	353	26	
	Animal control	Similar	69%	209	324	35	
	Ambulance or emergency medical services	Similar	84%	235	319	26	
	Fire services	Similar	88%	271	344	21	
	Fire prevention and education	Similar	76%	217	309	30	
	Emergency preparedness	Similar	57%	245	308	20	
	Preservation of natural areas	Similar	52%	215	291	26	
	Oshkosh open space	Similar	50%	210	283	26	
	Recycling	Similar	70%	201	333	39	
	Yard waste pick-up	Similar	72%	179	290	38	
	City parks	Similar	79%	219	326	33	
	Recreation programs or classes	Similar	68%	207	320	35	
	Recreation centers or facilities	Similar	66%	190	302	37	
	Health services	Similar	66%	148	278	47	
	Public library services	Similar	85%	171	323	47	
	Overall customer service by Oshkosh employees	Similar	76%	261	369	29	
	Please rate the following categories of Oshkosh government performance.	The value of services for the taxes paid to Oshkosh	Similar	40%	304	373	18
		The overall direction that Oshkosh is taking	Similar	44%	253	338	25
The job Oshkosh government does at welcoming resident involvement		Similar	36%	290	336	13	
Overall confidence in Oshkosh government		Lower	33%	273	303	10	

Please rate the following categories of Oshkosh government performance.	Generally acting in the best interest of the community	Similar	43%	241	307	21
	Being honest	Similar	42%	243	298	18
	Being open and transparent to the public	Similar	38%	163	202	19
	Informing residents about issues facing the community	Similar	38%	176	207	15
	Treating all residents fairly	Similar	40%	257	304	15
	Treating residents with respect	Similar	51%	166	199	17
Overall, how would you rate the quality of the services provided by each of the following?	The City of Oshkosh	Similar	58%	316	365	13
	The Federal Government	Similar	29%	244	287	15
Please rate how important, if at all, you think it is for the Oshkosh community to focus on each of the following in the coming two years.	Overall economic health	Similar	85%	221	281	21
	Overall quality of the transportation system	Similar	61%	183	195	6
	Overall design or layout of residential and commercial areas	Lower	60%	273	281	2
	Overall quality of the utility infrastructure	Similar	85%	141	194	27
	Overall feeling of safety	Similar	88%	145	281	48
	Overall quality of natural environment	Similar	77%	232	281	17
	Overall quality of parks and recreation opportunities	Similar	74%	173	195	11
	Overall health and wellness opportunities	Similar	79%	134	281	52
	Overall opportunities for education, culture, and the arts	Similar	69%	216	281	23
	Residents' connection and engagement with their community	Similar	69%	185	281	34
In general, how many times do you:	Access the internet from your home	Similar	90%	166	195	15
	Access the internet from your cell phone	Similar	90%	160	195	18
	Visit social media sites	Similar	80%	83	194	57
	Use or check email	Similar	94%	155	195	21
	Share your opinions online	Similar	26%	141	195	28
	Shop online	Similar	46%	169	194	13
	Please rate your overall health.	Similar	56%	249	289	14
	What impact, if any, do you think the economy will have on your family income in the next 6 months? Do you think the impact will be:	Lower	13%	267	291	8

Custom benchmark tables

This table contains the comparisons of Oshkosh’s results to those from other communities in the upper Midwestern states with similar population and median household income. The first column shows the comparison of Oshkosh’s rating to the benchmark. Oshkosh’s results are noted as being “higher”, “lower” or “similar” to the benchmark, meaning that the average rating given by Oshkosh residents is statistically similar to or different than the benchmark. The second column is Oshkosh’s “percent positive.” Most commonly, the percent positive is the combination of the top two most positive response options (i.e., excellent/good). The third column is the rank assigned to Oshkosh’s rating among communities where a similar question was asked. The fourth column is the number of communities that asked a similar question. The fifth column shows the percentile for Oshkosh’s result -- that is what percent of surveyed communities had a lower rating than Oshkosh.

			% positive	Rank	Number of communities	Percentile
Please rate each of the following aspects of quality of life in Oshkosh.	Oshkosh as a place to live	Similar	74%	20	26	26
	Your neighborhood as a place to live	Similar	76%	19	24	25
	Oshkosh as a place to raise children	Similar	70%	19	25	28
	Oshkosh as a place to work	Similar	71%	18	25	32
	Oshkosh as a place to visit	Similar	67%	14	25	48
	Oshkosh as a place to retire	Similar	45%	19	25	28
	The overall quality of life	Similar	72%	19	24	25
	Sense of community	Similar	50%	19	23	21
Please rate each of the following characteristics as they relate to Oshkosh as a whole.	Overall economic health	Lower	51%	19	22	18
	Overall quality of the transportation system	Similar	55%	14	18	27
	Overall design or layout of residential and commercial areas	Similar	54%	19	22	18
	Overall quality of the utility infrastructure	Lower	52%	14	16	18
	Overall feeling of safety	Similar	61%	20	26	26
	Overall quality of natural environment	Similar	70%	17	22	27
	Overall quality of parks and recreation opportunities	Similar	76%	12	16	31
	Overall health and wellness opportunities	Similar	66%	18	22	22
	Overall opportunities for education, culture, and the arts	Similar	67%	17	22	27
	Residents’ connection and engagement with their community	Similar	43%	14	17	23
Please indicate how likely or unlikely you are to do each of the following.	Recommend living in Oshkosh to someone who asks	Similar	77%	19	23	21
	Remain in Oshkosh for the next five years	Similar	80%	15	24	41
Please rate how safe or unsafe you feel:	In your neighborhood during the day	Similar	93%	13	25	50

Please rate how safe or unsafe you feel:	In Oshkosh's downtown/commercial area during the day	Similar	86%	15	23	39
	From property crime	Similar	66%	12	17	35
	From violent crime	Similar	77%	12	17	31
	From fire, flood, or other natural disaster	Similar	82%	13	17	29
Please rate the job you feel the Oshkosh community does at each of the following.	Making all residents feel welcome	Similar	60%	14	17	23
	Attracting people from diverse backgrounds	Lower	47%	17	17	5
	Valuing/respecting residents from diverse backgrounds	Lower	49%	16	17	11
	Taking care of vulnerable residents	Similar	47%	13	17	29
Please rate each of the following in the Oshkosh community.	Overall quality of business and service establishments	Similar	71%	19	22	18
	Variety of business and service establishments	Similar	58%	16	17	11
	Vibrancy of downtown/commercial area	Similar	44%	18	22	22
	Employment opportunities	Similar	61%	13	22	45
	Shopping opportunities	Lower	51%	19	22	18
	Cost of living	Similar	47%	14	22	40
	Overall image or reputation	Lower	54%	20	24	20
Please also rate each of the following in the Oshkosh community.	Traffic flow on major streets	Similar	53%	15	25	44
	Ease of public parking	Similar	53%	11	20	50
	Ease of travel by car	Similar	69%	15	22	36
	Ease of travel by public transportation	Similar	42%	13	23	47
	Ease of travel by bicycle	Similar	53%	16	22	31
	Ease of walking	Similar	66%	17	22	27
	Well-planned residential growth	Similar	41%	15	17	17
	Well-planned commercial growth	Similar	41%	15	17	17
	Well-designed neighborhoods	Similar	49%	13	16	25
	Preservation of the historical or cultural character of the community	Similar	58%	10	16	43
	Public places where people want to spend time	Similar	53%	18	22	22
	Variety of housing options	Similar	43%	16	22	31
	Availability of affordable quality housing	Similar	29%	16	23	34

Please also rate each of the following in the Oshkosh community.

Overall quality of new development	Similar	47%	21	24	16
Overall appearance	Lower	52%	20	24	20
Cleanliness	Similar	61%	19	24	25
Water resources	Similar	63%	7	15	60
Air quality	Similar	79%	17	23	30
Availability of paths and walking trails	Similar	72%	16	23	34
Fitness opportunities	Similar	73%	14	22	40
Recreational opportunities	Similar	66%	16	23	34
Availability of affordable quality food	Similar	61%	20	22	13
Availability of affordable quality health care	Lower	57%	18	22	22
Availability of preventive health services	Lower	56%	19	22	18
Availability of affordable quality mental health care	Lower	36%	19	22	18
Opportunities to attend cultural/arts/music activities	Similar	61%	16	23	34
Community support for the arts	Similar	58%	11	17	41
Availability of affordable quality childcare/preschool	Similar	40%	16	22	31
K-12 education	Lower	57%	19	23	21
Adult educational opportunities	Similar	61%	20	22	13
Sense of civic/community pride	Lower	42%	15	17	17
Neighborliness of residents	Similar	53%	19	22	18
Opportunities to participate in social events and activities	Similar	60%	17	22	27
Opportunities to attend special events and festivals	Similar	69%	14	21	38
Opportunities to volunteer	Similar	70%	16	22	31
Opportunities to participate in community matters	Similar	50%	21	22	9
Openness and acceptance of the community toward people of diverse backgrounds	Lower	42%	20	22	13
Please indicate whether or not you have done each of the following in the last 12 months.					
Contacted the City of Oshkosh for help or information	Similar	44%	14	23	43
Contacted Oshkosh elected officials to express your opinion	Similar	16%	11	22	54
Attended a local public meeting	Similar	12%	19	22	18
Watched a local public meeting	Similar	29%	5	21	80





























Please indicate whether or not you have done each of the following in the last 12 months.	Volunteered your time to some group/activity	Similar	38%	7	22	72
	Campaigned or advocated for a local issue, cause, or candidate	Similar	19%	8	22	68
	Voted in your most recent local election	Similar	83%	3	16	87
	Used public transportation instead of driving	Lower	12%	16	22	31
	Carpooled with other adults or children instead of driving alone	Similar	45%	9	22	63
	Walked or biked instead of driving	Similar	65%	6	22	77
Please rate the quality of each of the following services in Oshkosh.	Public information services	Similar	57%	21	24	16
	Economic development	Lower	43%	20	22	13
	Traffic enforcement	Similar	53%	19	25	28
	Traffic signal timing	Similar	55%	12	22	50
	Street repair	Lower	21%	19	24	25
	Street cleaning	Similar	63%	15	22	36
	Street lighting	Similar	60%	18	24	29
	Snow removal	Lower	56%	24	25	8
	Sidewalk maintenance	Similar	54%	17	22	27
	Bus or transit services	Similar	51%	14	22	40
	Land use, planning and zoning	Similar	42%	17	22	27
	Code enforcement	Similar	37%	20	25	24
	Affordable high-speed internet access	Similar	48%	12	15	26
	Garbage collection	Similar	85%	11	25	60
	Drinking water	Similar	66%	20	25	24
	Sewer services	Similar	77%	20	24	20
	Storm water management	Similar	57%	18	23	26
	Power (electric and/or gas) utility	Similar	76%	15	20	30
	Utility billing	Lower	54%	19	21	14
	Police/Sheriff services	Similar	73%	19	25	28
	Crime prevention	Similar	60%	17	25	36
	Animal control	Similar	69%	19	23	21
































Please rate the quality of each of the following services in Oshkosh.	Ambulance or emergency medical services	Similar	84%	19	24	25
	Fire services	Similar	88%	18	24	29
	Fire prevention and education	Similar	76%	18	24	29
	Emergency preparedness	Similar	57%	19	22	18
	Preservation of natural areas	Similar	52%	18	22	22
	Oshkosh open space	Similar	50%	18	22	22
	Recycling	Similar	70%	16	23	34
	Yard waste pick-up	Similar	72%	18	25	32
	City parks	Similar	79%	18	23	26
	Recreation programs or classes	Similar	68%	15	20	30
	Recreation centers or facilities	Similar	66%	17	22	27
	Health services	Similar	66%	17	21	23
	Public library services	Similar	85%	21	23	13
	Overall customer service by Oshkosh employees	Similar	76%	18	25	32
	Please rate the following categories of Oshkosh government performance.	The value of services for the taxes paid to Oshkosh	Similar	40%	23	25
The overall direction that Oshkosh is taking		Similar	44%	19	23	21
The job Oshkosh government does at welcoming resident involvement		Lower	36%	21	23	13
Overall confidence in Oshkosh government		Lower	33%	21	22	9
Generally acting in the best interest of the community		Similar	43%	21	22	9
Being honest		Similar	42%	20	22	13
Being open and transparent to the public		Lower	38%	14	16	18
Informing residents about issues facing the community		Lower	38%	15	17	17
Treating all residents fairly		Lower	40%	18	22	22
Treating residents with respect		Similar	51%	14	17	23
Overall, how would you rate the quality of the services provided by each ..	The City of Oshkosh	Lower	58%	21	24	16
	The Federal Government	Similar	29%	22	22	4
Please rate how important, if at all, you think it is for the Oshkosh community to focus on each of the	Overall economic health	Similar	85%	14	21	38
	Overall quality of the transportation system	Similar	61%	16	16	6
































Please rate how important, if at all, you think it is for the Oshkosh community to focus on each of the following in the coming two years.	Overall design or layout of residential and commercial areas	Similar	60%	19	21	14
	Overall quality of the utility infrastructure	Similar	85%	12	16	31
	Overall feeling of safety	Similar	88%	14	21	38
	Overall quality of natural environment	Similar	77%	16	21	28
	Overall quality of parks and recreation opportunities	Similar	74%	13	16	25
	Overall health and wellness opportunities	Similar	79%	7	21	71
	Overall opportunities for education, culture, and the arts	Similar	69%	20	21	9
	Residents' connection and engagement with their community	Similar	69%	11	21	52
In general, how many times do you:	Access the internet from your home	Similar	90%	13	17	29
	Access the internet from your cell phone	Similar	90%	15	17	17
	Visit social media sites	Similar	80%	8	17	58
	Use or check email	Similar	94%	14	17	23
	Share your opinions online	Similar	26%	10	17	47
	Shop online	Similar	46%	13	17	29
	Please rate your overall health.	Similar	56%	19	21	14
	What impact, if any, do you think the economy will have on your family income in the next 6 months? Do you think the impact will be:	Lower	13%	18	21	19

Complete set of frequencies
































This dashboard contains a complete set of responses to each question on the survey. By default, "don't know" responses are excluded, but may be added to the table using the response filter to the right. In some tables, the percentages may not sum to 100%; this is either because the question permitted the respondent to "choose all that apply", or for a question that asked the respondent to select one answer, it is due to the customary practice of rounding values to the nearest whole number.

Please rate each of the following aspects of quality of life in Oshkosh.	Oshkosh as a place to live	Excellent	15%	
				N=65
		Good	60%	
				N=267
		Fair	23%	
				N=101
		Poor	3%	
				N=13
	Your neighborhood as a place to live	Excellent	20%	
				N=89
		Good	57%	
				N=253
		Fair	17%	
				N=77
		Poor	6%	
				N=27
	Oshkosh as a place to raise children	Excellent	17%	
				N=64
		Good	53%	
				N=200
		Fair	25%	
				N=95
		Poor	4%	
				N=16
	Oshkosh as a place to work	Excellent	13%	
				N=52
		Good	57%	
				N=225
		Fair	26%	
				N=101
		Poor	4%	
				N=16
	Oshkosh as a place to visit	Excellent	14%	
				N=63
		Good	52%	
				N=229
		Fair	27%	
				N=117
		Poor	6%	
				N=27
	Oshkosh as a place to retire	Excellent	11%	
				N=39
		Good	35%	
				N=127
		Fair	38%	
				N=138
		Poor	17%	
				N=61
	The overall quality of life	Excellent	9%	
				N=38
		Good	63%	
				N=280
		Fair	25%	
				N=111
		Poor	4%	
				N=16
































Please rate each of the following aspects of quality of life in Oshkosh.	Sense of community	Excellent		10% N=42
		Good		40% N=173
		Fair		39% N=170
		Poor		12% N=50
Please rate each of the following characteristics as they relate to Oshkosh as a whole.	Overall economic health	Excellent		3% N=12
		Good		48% N=194
		Fair		43% N=177
		Poor		6% N=26
Overall quality of the transportation system	Excellent		9% N=37	
	Good		45% N=194	
	Fair		33% N=143	
	Poor		13% N=54	
Overall design or layout of residential and commercial areas	Excellent		5% N=24	
	Good		48% N=213	
	Fair		35% N=155	
	Poor		12% N=52	
Overall quality of the utility infrastructure	Excellent		6% N=27	
	Good		45% N=191	
	Fair		35% N=150	
	Poor		13% N=56	
Overall feeling of safety	Excellent		9% N=42	
	Good		52% N=229	
	Fair		30% N=135	
	Poor		9% N=38	
Overall quality of natural environment	Excellent		12% N=52	
	Good		57% N=248	
	Fair		24% N=104	
	Poor		7% N=29	
Overall quality of parks and recreation opportunities	Excellent		22% N=95	
	Good		54% N=237	
	Fair		18% N=79	

Please rate each of the following characteristics as they relate to Oshkosh as a whole.	Overall quality of parks and recreation opportunities	Poor		6% N=27	
	Overall health and wellness opportunities	Excellent		14% N=59	
		Good		51% N=221	
		Fair		30% N=127	
		Poor		5% N=22	
	Overall opportunities for education, culture, and the arts	Excellent		17% N=72	
		Good		51% N=218	
		Fair		28% N=123	
		Poor		4% N=18	
	Residents' connection and engagement with their community	Excellent		5% N=20	
		Good		38% N=157	
		Fair		47% N=195	
		Poor		11% N=44	
	Please indicate how likely or unlikely you are to do each of the following.	Recommend living in Oshkosh to someone who asks	Very likely		29% N=125
			Somewhat likely		48% N=209
			Somewhat unlikely		15% N=64
Very unlikely				8% N=36	
Remain in Oshkosh for the next five years		Very likely		52% N=223	
		Somewhat likely		27% N=117	
		Somewhat unlikely		11% N=48	
		Very unlikely		9% N=39	
Please rate how safe or unsafe you feel:	In your neighborhood during the day	Very safe		65% N=289	
		Somewhat safe		28% N=124	
		Neither safe nor unsafe		5% N=23	
		Somewhat unsafe		1% N=6	
	In Oshkosh's downtown/commercial area during the day	Very safe		50% N=220	
		Somewhat safe		36% N=157	
		Neither safe nor unsafe		5% N=22	
		Somewhat unsafe		8% N=33	
		Very unsafe		2% N=7	
	From property crime	Very safe		21% N=92	














Please rate how safe or unsafe you feel:	From property crime	Somewhat safe		45% N=198
		Neither safe nor unsafe		17% N=74
		Somewhat unsafe		15% N=64
		Very unsafe		2% N=11
	From violent crime	Very safe		31% N=136
		Somewhat safe		46% N=203
		Neither safe nor unsafe		11% N=49
		Somewhat unsafe		9% N=40
		Very unsafe		2% N=11
	From fire, flood, or other natural disaster	Very safe		41% N=185
		Somewhat safe		40% N=178
		Neither safe nor unsafe		14% N=61
Somewhat unsafe			3% N=15	
Very unsafe			1% N=6	
Please rate the job you feel the Oshkosh community does at each of the following.	Making all residents feel welcome	Excellent		14% N=57
		Good		46% N=190
		Fair		33% N=135
		Poor		7% N=29
	Attracting people from diverse backgrounds	Excellent		10% N=40
		Good		37% N=146
		Fair		39% N=155
		Poor		13% N=51
	Valuing/respecting residents from diverse backgrounds	Excellent		11% N=43
		Good		37% N=144
		Fair		39% N=152
		Poor		12% N=46
	Taking care of vulnerable residents	Excellent		8% N=30
		Good		39% N=146
		Fair		32% N=121
		Poor		21% N=78
Please rate each of the following in the Oshkosh community.	Overall quality of business and service establishments	Excellent		12% N=53

Please rate each of the following in the Oshkosh community.	Overall quality of business and service establishments	Good		59% N=261
		Fair		27% N=120
		Poor		2% N=10
	Variety of business and service establishments	Excellent		12% N=54
		Good		45% N=201
		Fair		35% N=155
		Poor		8% N=34
	Vibrancy of downtown/commercial area	Excellent		11% N=49
		Good		32% N=140
Fair			42% N=183	
Poor			14% N=62	
Employment opportunities	Excellent		11% N=47	
	Good		50% N=206	
	Fair		31% N=128	
	Poor		8% N=34	
Shopping opportunities	Excellent		12% N=53	
	Good		38% N=168	
	Fair		36% N=158	
	Poor		14% N=62	
Cost of living	Excellent		9% N=38	
	Good		39% N=170	
	Fair		35% N=154	
	Poor		18% N=78	
Overall image or reputation	Excellent		5% N=20	
	Good		49% N=214	
	Fair		38% N=169	
	Poor		8% N=37	
Please also rate each of the following in the Oshkosh community.	Traffic flow on major streets	Excellent		9% N=38
		Good		44% N=192
		Fair		35% N=154
		Poor		13% N=56
































Please also rate each of the following in the Oshkosh community.
































Ease of public parking	Excellent		12% N=52
	Good		42% N=182
	Fair		30% N=132
	Poor		16% N=71
Ease of travel by car	Excellent		16% N=70
	Good		52% N=231
	Fair		22% N=99
	Poor		9% N=42
Ease of travel by public transportation	Excellent		8% N=20
	Good		34% N=77
	Fair		34% N=78
	Poor		24% N=56
Ease of travel by bicycle	Excellent		9% N=29
	Good		44% N=141
	Fair		36% N=117
	Poor		10% N=34
Ease of walking	Excellent		14% N=60
	Good		52% N=221
	Fair		27% N=115
	Poor		7% N=29
Well-planned residential growth	Excellent		6% N=19
	Good		35% N=117
	Fair		42% N=141
	Poor		17% N=59
Well-planned commercial growth	Excellent		6% N=20
	Good		35% N=117
	Fair		43% N=144
	Poor		16% N=53
Well-designed neighborhoods	Excellent		5% N=19
	Good		45% N=176
	Fair		39% N=156

Please also rate each of the following in the Oshkosh community.
































Well-designed neighborhoods	Poor		11% N=45
Preservation of the historical or cultural character of the community	Excellent		13% N=53
	Good		45% N=177
	Fair		30% N=118
	Poor		13% N=50
Public places where people want to spend time	Excellent		10% N=45
	Good		43% N=185
	Fair		38% N=166
	Poor		9% N=37
Variety of housing options	Excellent		4% N=18
	Good		38% N=158
	Fair		40% N=165
	Poor		17% N=69
Availability of affordable quality housing	Excellent		6% N=22
	Good		23% N=88
	Fair		41% N=155
	Poor		30% N=116
Overall quality of new development	Excellent		5% N=20
	Good		42% N=155
	Fair		41% N=150
	Poor		12% N=44
Overall appearance	Excellent		5% N=24
	Good		46% N=205
	Fair		40% N=177
	Poor		8% N=37
Cleanliness	Excellent		10% N=46
	Good		50% N=224
	Fair		32% N=141
	Poor		8% N=34
Water resources	Excellent		23% N=101
	Good		39% N=171
































Please also rate each of the following in the Oshkosh community.

Water resources	Fair		27% N=118
	Poor		10% N=44
Air quality	Excellent		22% N=95
	Good		57% N=249
	Fair		20% N=86
	Poor		2% N=8
Availability of paths and walking trails	Excellent		23% N=96
	Good		49% N=208
	Fair		22% N=92
	Poor		7% N=29
Fitness opportunities	Excellent		22% N=91
	Good		52% N=213
	Fair		23% N=95
	Poor		4% N=15
Recreational opportunities	Excellent		20% N=83
	Good		47% N=197
	Fair		31% N=131
	Poor		3% N=12
Availability of affordable quality food	Excellent		14% N=63
	Good		46% N=205
	Fair		31% N=138
	Poor		9% N=38
Availability of affordable quality health care	Excellent		14% N=59
	Good		43% N=181
	Fair		26% N=112
	Poor		17% N=73
Availability of preventive health services	Excellent		13% N=53
	Good		43% N=175
	Fair		34% N=140
	Poor		10% N=41
Availability of affordable quality mental health	Excellent		7% N=24
































Please also rate each of the following in the Oshkosh community.				
Availability of affordable quality mental health care	Good		28%	N=92
	Fair		38%	N=124
	Poor		26%	N=84
Opportunities to attend cultural/arts/music activities	Excellent		18%	N=76
	Good		43%	N=184
	Fair		33%	N=141
	Poor		6%	N=27
Community support for the arts	Excellent		14%	N=53
	Good		45%	N=169
	Fair		33%	N=126
	Poor		8%	N=31
Availability of affordable quality childcare/preschool	Excellent		7%	N=17
	Good		33%	N=76
	Fair		39%	N=91
	Poor		21%	N=50
K-12 education	Excellent		8%	N=24
	Good		49%	N=147
	Fair		33%	N=97
	Poor		10%	N=29
Adult educational opportunities	Excellent		11%	N=40
	Good		50%	N=181
	Fair		28%	N=101
	Poor		11%	N=40
Sense of civic/community pride	Excellent		7%	N=27
	Good		35%	N=134
	Fair		49%	N=191
	Poor		9%	N=34
Neighborliness of residents	Excellent		9%	N=38
	Good		44%	N=185
	Fair		35%	N=148
	Poor		11%	N=47

Please also rate each of the following in the Oshkosh community.
































Opportunities to participate in social events and activities	Excellent		12% N=49	
	Good		48% N=197	
	Fair		33% N=137	
	Poor		6% N=26	
Opportunities to attend special events and festivals	Excellent		17% N=75	
	Good		51% N=219	
	Fair		24% N=103	
	Poor		8% N=35	
Opportunities to volunteer	Excellent		19% N=72	
	Good		51% N=191	
	Fair		24% N=90	
	Poor		5% N=20	
Opportunities to participate in community matters	Excellent		11% N=38	
	Good		39% N=141	
	Fair		39% N=141	
	Poor		11% N=38	
Openness and acceptance of the community toward people of diverse backgrounds	Excellent		5% N=18	
	Good		38% N=138	
	Fair		41% N=151	
	Poor		16% N=59	
Please indicate whether or not you have done each of the following in the last 12 months.	Contacted the City of Oshkosh for help or information	No		56% N=249
	Yes		44% N=194	
Contacted Oshkosh elected officials to express your opinion	No		84% N=374	
	Yes		16% N=69	
Attended a local public meeting	No		88% N=392	
	Yes		12% N=52	
Watched a local public meeting	No		70% N=310	
	Yes		30% N=133	
Volunteered your time to some group/activity	No		62% N=276	
	Yes		38% N=167	
Campaigned or advocated for a local issue, cause, or candidate	No		81% N=359	

Please indicate whether or not you have done each of the following in the last 12 months.	Campaigned or advocated for a local issue, cause, or candidate	Yes		19% N=84
	Voted in your most recent local election	No		17% N=76
		Yes		83% N=365
	Used public transportation instead of driving	No		88% N=392
		Yes		12% N=51
	Carpooled with other adults or children instead of driving alone	No		55% N=246
		Yes		45% N=197
	Walked or biked instead of driving	No		35% N=157
Yes			65% N=288	
Please rate the quality of each of the following services in Oshkosh.	Public information services	Excellent		6% N=22
		Good		51% N=173
		Fair		35% N=118
		Poor		7% N=24
	Economic development	Excellent		5% N=17
		Good		38% N=127
		Fair		48% N=163
		Poor		9% N=30
	Traffic enforcement	Excellent		8% N=31
		Good		45% N=179
		Fair		35% N=139
		Poor		13% N=51
	Traffic signal timing	Excellent		10% N=44
		Good		45% N=193
		Fair		34% N=146
		Poor		12% N=50
Street repair	Excellent		1% N=5	
	Good		20% N=89	
	Fair		30% N=134	
	Poor		49% N=215	
Street cleaning	Excellent		11% N=48	
	Good		51% N=215	
































Please rate the quality of each of the following services in Oshkosh.

Street cleaning	Fair		29% N=123
	Poor		8% N=34
Street lighting	Excellent		11% N=47
	Good		49% N=217
	Fair		32% N=140
	Poor		9% N=38
Snow removal	Excellent		10% N=43
	Good		46% N=197
	Fair		31% N=135
	Poor		13% N=57
Sidewalk maintenance	Excellent		8% N=35
	Good		46% N=195
	Fair		32% N=134
	Poor		14% N=58
Bus or transit services	Excellent		9% N=21
	Good		41% N=90
	Fair		39% N=86
	Poor		10% N=22
Land use, planning and zoning	Excellent		7% N=20
	Good		35% N=101
	Fair		41% N=118
	Poor		18% N=52
Code enforcement	Excellent		5% N=17
	Good		32% N=112
	Fair		41% N=144
	Poor		22% N=77
Affordable high-speed internet access	Excellent		10% N=43
	Good		38% N=155
	Fair		31% N=125
	Poor		20% N=83
Garbage collection	Excellent		35% N=152

Please rate the quality of each of the following services in Oshkosh.
































Garbage collection	Good		50% N=218
	Fair		13% N=58
	Poor		2% N=9
Drinking water	Excellent		20% N=86
	Good		46% N=202
	Fair		24% N=107
	Poor		10% N=44
Sewer services	Excellent		18% N=73
	Good		59% N=238
	Fair		19% N=78
	Poor		4% N=16
Storm water management	Excellent		11% N=44
	Good		46% N=185
	Fair		33% N=132
	Poor		10% N=39
Power (electric and/or gas) utility	Excellent		19% N=80
	Good		57% N=242
	Fair		21% N=89
	Poor		3% N=12
Utility billing	Excellent		14% N=61
	Good		40% N=173
	Fair		32% N=137
	Poor		14% N=61
Police/Sheriff services	Excellent		20% N=81
	Good		53% N=216
	Fair		23% N=93
	Poor		4% N=18
Crime prevention	Excellent		8% N=32
	Good		52% N=206
	Fair		31% N=125
	Poor		9% N=37

Please rate the quality of each of the following services in Oshkosh.


























Animal control	Excellent		13% N=43
	Good		55% N=182
	Fair		22% N=74
	Poor		10% N=33
Ambulance or emergency medical services	Excellent		31% N=106
	Good		54% N=186
	Fair		14% N=49
	Poor		1% N=5
Fire services	Excellent		34% N=126
	Good		53% N=195
	Fair		11% N=40
	Poor		1% N=5
Fire prevention and education	Excellent		22% N=73
	Good		54% N=175
	Fair		20% N=66
	Poor		4% N=13
Emergency preparedness	Excellent		9% N=26
	Good		48% N=137
	Fair		32% N=91
	Poor		11% N=31
Preservation of natural areas	Excellent		11% N=41
	Good		41% N=149
	Fair		39% N=144
	Poor		9% N=32
Oshkosh open space	Excellent		12% N=47
	Good		38% N=145
	Fair		43% N=165
	Poor		6% N=24
Recycling	Excellent		19% N=83
	Good		51% N=220
	Fair		25% N=108

Please rate the quality of each of the following services in Oshkosh.	Recycling	Poor		5% N=19
	Yard waste pick-up	Excellent		21% N=79
		Good		51% N=193
		Fair		21% N=80
		Poor		7% N=28
	City parks	Excellent		21% N=94
		Good		57% N=250
		Fair		17% N=75
		Poor		4% N=19
	Recreation programs or classes	Excellent		15% N=49
Good			53% N=171	
Fair			24% N=80	
Poor			8% N=26	
Recreation centers or facilities	Excellent		14% N=48	
	Good		52% N=182	
	Fair		26% N=92	
	Poor		7% N=26	
Health services	Excellent		15% N=57	
	Good		51% N=199	
	Fair		31% N=118	
	Poor		3% N=13	
Public library services	Excellent		40% N=154	
	Good		45% N=171	
	Fair		13% N=49	
	Poor		2% N=7	
Overall customer service by Oshkosh employees	Excellent		18% N=74	
	Good		57% N=231	
	Fair		18% N=75	
	Poor		6% N=25	
Please rate the following categories of Oshkosh government performance.	The value of services for the taxes paid to Oshkosh	Excellent		6% N=22
		Good		34% N=129


























Please rate the following categories of Oshkosh government performance.				
The value of services for the taxes paid to Oshkosh	Fair		42%	N=160
	Poor		19%	N=73
The overall direction that Oshkosh is taking	Excellent		6%	N=24
	Good		38%	N=149
	Fair		44%	N=174
	Poor		12%	N=49
The job Oshkosh government does at welcoming resident involvement	Excellent		5%	N=16
	Good		30%	N=99
	Fair		45%	N=146
	Poor		20%	N=65
Overall confidence in Oshkosh government	Excellent		4%	N=14
	Good		29%	N=112
	Fair		43%	N=166
	Poor		24%	N=90
Generally acting in the best interest of the community	Excellent		5%	N=18
	Good		38%	N=148
	Fair		44%	N=169
	Poor		13%	N=51
Being honest	Excellent		5%	N=16
	Good		37%	N=128
	Fair		43%	N=150
	Poor		15%	N=50
Being open and transparent to the public	Excellent		6%	N=20
	Good		32%	N=114
	Fair		41%	N=144
	Poor		21%	N=75
Informing residents about issues facing the community	Excellent		4%	N=16
	Good		33%	N=124
	Fair		38%	N=141
	Poor		24%	N=89
Treating all residents fairly	Excellent		6%	N=22

Please rate the following categories of Oshkosh government performance.	Treating all residents fairly	Good		33% N=115
		Fair		42% N=144
		Poor		18% N=63
	Treating residents with respect	Excellent		8% N=29
		Good		42% N=153
		Fair		39% N=139
Poor			11% N=39	
Overall, how would you rate the quality of the services provided by each of the following?	The City of Oshkosh	Excellent		7% N=30
		Good		51% N=221
		Fair		32% N=139
		Poor		9% N=40
	The Federal Government	Excellent		5% N=22
		Good		24% N=99
		Fair		41% N=170
		Poor		29% N=118
Please rate how important, if at all, you think it is for the Oshkosh community to focus on each of the following in the coming two years.	Overall economic health	Essential		46% N=200
		Very important		40% N=174
		Somewhat important		12% N=54
		Not at all important		2% N=9
	Overall quality of the transportation system	Essential		20% N=88
		Very important		42% N=184
		Somewhat important		33% N=148
		Not at all important		5% N=21
	Overall design or layout of residential and commercial areas	Essential		18% N=80
		Very important		42% N=187
		Somewhat important		32% N=142
		Not at all important		8% N=35
	Overall quality of the utility infrastructure	Essential		45% N=197
		Very important		41% N=180
		Somewhat important		13% N=59
		Not at all important		1% N=6

Please rate how important, if at all, you think it is for the Oshkosh community to focus on each of the following in the coming two years.

Overall feeling of safety	Essential		58% N=257	
	Very important		30% N=133	
	Somewhat important		10% N=42	
	Not at all important		2% N=9	
Overall quality of natural environment	Essential		32% N=139	
	Very important		46% N=202	
	Somewhat important		22% N=97	
	Not at all important		1% N=3	
Overall quality of parks and recreation opportunities	Essential		27% N=119	
	Very important		47% N=207	
	Somewhat important		24% N=104	
	Not at all important		2% N=10	
Overall health and wellness opportunities	Essential		29% N=127	
	Very important		50% N=219	
	Somewhat important		19% N=85	
	Not at all important		2% N=9	
Overall opportunities for education, culture, and the arts	Essential		28% N=120	
	Very important		42% N=180	
	Somewhat important		28% N=121	
	Not at all important		3% N=14	
Residents' connection and engagement with their community	Essential		22% N=99	
	Very important		46% N=204	
	Somewhat important		28% N=124	
	Not at all important		3% N=14	
In general, how many times do you:	Access the internet from your home	Several times a day		82% N=356
		Once a day		4% N=20
		A few times a week		4% N=18
		Every few weeks		1% N=6
		Less often or never		8% N=37
Access the internet from your cell phone	Several times a day		84% N=364	
	Once a day		3% N=13	

In general, how many times do you:	Access the internet from your cell phone	A few times a week	3% N=11
		Every few weeks	1% N=3
		Less often or never	9% N=41
Visit social media sites	Several times a day	66% N=287	
	Once a day	9% N=38	
	A few times a week	5% N=22	
	Every few weeks	2% N=9	
	Less often or never	18% N=77	
	Use or check email	Several times a day	75% N=325
		Once a day	13% N=56
	A few times a week	7% N=28	
	Every few weeks	1% N=3	
	Less often or never	5% N=21	
Share your opinions online	Several times a day	9% N=40	
	Once a day	2% N=10	
	A few times a week	15% N=64	
	Every few weeks	15% N=64	
	Less often or never	59% N=254	
Shop online	Several times a day	7% N=32	
	Once a day	6% N=25	
	A few times a week	33% N=144	
	Every few weeks	35% N=153	
	Less often or never	19% N=82	
Please rate your overall health.	Excellent	17% N=77	
	Very good	38% N=168	
	Good	34% N=151	
	Fair	7% N=30	
	Poor	3% N=13	
What impact, if any, do you think the economy will have on your family income in the next 6 months? Do you think the impact will be:	Very positive	4% N=17	
	Somewhat positive	9% N=39	
	Neutral	34% N=150	

What impact, if any, do you think the economy will have on your family income in the next 6 months? Do you think the impact will be:	Somewhat negative		40% N=174
	Very negative		13% N=57
How many years have you lived in Oshkosh?	Less than 2 years		10% N=42
	2-5 years		14% N=60
	6-10 years		11% N=48
	11-20 years		15% N=68
	More than 20 years		51% N=222
Which best describes the building you live in?	One family house detached from any other houses		55% N=241
	Building with two or more homes (duplex, townhome, apa..		42% N=184
	Mobile home		0% N=1
	Other		3% N=12
Do you rent or own your home?	Rent		43% N=188
	Own		57% N=250
About how much is your monthly housing cost for the place you live (including rent, mortgage payment, property tax, property insurance and homeowners' association (HOA) fees)?	Less than \$500		8% N=35
	\$500 to \$999		40% N=174
	\$1,000 to \$1,499		31% N=134
	\$1,500 to \$1,999		10% N=43
	\$2,000 to \$2,499		3% N=11
	\$2,500 to \$2,999		3% N=12
	\$3,000 to \$3,499		2% N=7
	\$3,500 or more		3% N=14
Do any children 17 or under live in your household?	No		80% N=348
	Yes		20% N=89
Are you or any other members of your household aged 65 or older?	No		74% N=324
	Yes		26% N=114
How much do you anticipate your household's total income before taxes will be for the current year? (Please include in your total income money from all sources for all persons living in your household.)	Less than \$25,000		11% N=46
	\$25,000 to \$49,999		22% N=94
	\$50,000 to \$74,999		20% N=86
	\$75,000 to \$99,999		20% N=84
	\$100,000 to \$149,999		14% N=58
	\$150,000 or more		12% N=52

Are you Spanish, Hispanic or Latino?	No, not Spanish, Hispanic, or Latino	95% N=413
	Yes, I consider myself to be Spanish, Hispanic, or Latino	5% N=22
What is your race? (Mark one or more races to indicate what race you consider yourself to be.)	American Indian or Alaskan Native	3% N=11
	Asian, Asian Indian, or Pacific Islander	2% N=10
	Black or African American	3% N=14
	White	93% N=406
	Other	5% N=22
In which category is your age?	18-24 years	6% N=28
	25-34 years	33% N=145
	35-44 years	15% N=66
	45-54 years	14% N=60
	55-64 years	9% N=38
	65-74 years	13% N=56
	75 years or older	10% N=45
What is your gender?	Woman	49% N=212
	Man	48% N=210
	Identify in another way	3% N=14
If you identify in another way, how would you de..	Not listed	100% N=10

Full trends

This table contains the trends over time for the City of Oshkosh. The combined “percent positive” responses for each survey year are presented (e.g., excellent/good or yes).

It is important to note that, prior to 2022, University of Wisconsin had conducted the citizen survey for Oshkosh and a number of factors (such as differences in survey construction, outreach methodology, and analysis methods) may affect the comparisons drawn between these years. Differences in survey question wording could have potentially altered the meaning of the item for the respondent. If an item was not included during an administration of the survey, no percentage will be shown in the table. If the difference between the 2021 and 2022 surveys is greater than eight percentage points, the change is statistically significant.

		2009	2010	2012	2013	2014	2015	2016	2017	2018	2019	2020	2021	2022
Please rate each of the following aspects of quality of life in Oshkosh.	Oshkosh as a place to live	78%	93%	77%	70%		74%	75%						74%
	Your neighborhood as a place to live	82%	87%	69%	73%		76%	79%						76%
	Oshkosh as a place to raise children	77%	92%	75%			75%	76%	75%	70%	73%	70%	70%	
	Oshkosh as a place to work		79%	58%			65%	66%	71%	74%	70%	65%	71%	
	Oshkosh as a place to visit													67%
	Oshkosh as a place to retire	47%	78%		39%		55%	53%	56%	48%	50%	48%	45%	
	The overall quality of life		92%	69%	3%		71%	71%	82%	83%	82%	76%	72%	
	Sense of community	55%					57%							50%
Please rate each of the following characteristics as they relate to Oshkosh as a whole.	Overall economic health													51%
	Overall quality of the transportation system													55%
	Overall design or layout of residential and commercial areas													54%
	Overall quality of the utility infrastructure													52%
	Overall feeling of safety		83%											61%
	Overall quality of natural environment													70%
	Overall quality of parks and recreation opportunities													76%
	Overall health and wellness opportunities													66%
	Overall opportunities for education, culture, and the arts													67%
	Residents’ connection and engagement with their community													43%
Please indicate how likely or unlikely you are to do each of the following.	Recommend living in Oshkosh to someone who asks													77%
	Remain in Oshkosh for the next five years													80%
Please rate how safe or unsafe you feel:	In your neighborhood during the day								94%	94%	94%	91%	93%	
	In Oshkosh’s downtown/commercial area during the day								94%	98%	92%	90%	86%	
	From property crime													66%
	From violent crime													77%
	From fire, flood, or other natural disaster													82%
Please rate the job you feel the Oshkosh community does at each of the following.	Making all residents feel welcome								48%	43%	47%	42%	60%	
	Attracting people from diverse backgrounds													47%
	Valuing/respecting residents from diverse backgrounds													49%
	Taking care of vulnerable residents													47%
Please rate each of the following in the Oshkosh community.	Overall quality of business and service establishments													71%

Please rate each of the following in the Oshkosh community.	Variety of business and service establishments					58%				
	Vibrancy of downtown/commercial area					44%				
	Employment opportunities					61%				
	Shopping opportunities					51%				
	Cost of living	86%	57%	53%	52%	47%				
	Overall image or reputation					54%				
Please also rate each of the following in the Oshkosh community.	Traffic flow on major streets					53%				
	Ease of public parking					53%				
	Ease of travel by car					69%				
	Ease of travel by public transportation					42%				
	Ease of travel by bicycle					53%				
	Ease of walking					66%				
	Well-planned residential growth					41%				
	Well-planned commercial growth					41%				
	Well-designed neighborhoods					49%				
	Preservation of the historical or cultural character of the community					58%				
	Public places where people want to spend time					53%				
	Variety of housing options					43%				
	Availability of affordable quality housing				79%	78%	72%	69%	29%	
	Overall quality of new development					47%				
	Overall appearance	38%				52%				
	Cleanliness					61%				
	Water resources					63%				
	Air quality					79%				
	Availability of paths and walking trails				75%	79%	64%	60%	66%	72%
	Fitness opportunities					73%				
	Recreational opportunities					66%				
	Availability of affordable quality food					61%				
	Availability of affordable quality health care					57%				
	Availability of preventive health services					56%				
	Availability of affordable quality mental health care					36%				
	Opportunities to attend cultural/arts/music activities					61%				
	Community support for the arts					58%				
	Availability of affordable quality childcare/preschool					40%				
	K-12 education					57%				
	Adult educational opportunities					61%				
Sense of civic/community pride					42%					

Please also rate each of the following in the Oshkosh community.	Neighborliness of residents		53%		
	Opportunities to participate in social events and activities		60%		
	Opportunities to attend special events and festivals		69%		
	Opportunities to volunteer		70%		
	Opportunities to participate in community matters		50%		
	Openness and acceptance of the community toward people of diver..	41% 74% 43% 41%	57% 50% 46% 40% 35% 37%	42%	
Please indicate whether or not you have done each of the following in the last 12 months.	Contacted the City of Oshkosh for help or information		44%		
	Contacted Oshkosh elected officials to express your opinion		16%		
	Attended a local public meeting		12%		
	Watched a local public meeting		29%		
	Volunteered your time to some group/activity		38%		
	Campaigned or advocated for a local issue, cause, or candidate		19%		
	Voted in your most recent local election		83%		
	Used public transportation instead of driving		12%		
	Carpooled with other adults or children instead of driving alone		45%		
	Walked or biked instead of driving		65%		
Please rate the quality of each of the following services in Oshkosh.	Public information services		57%		
	Economic development		43%		
	Traffic enforcement		53%		
	Traffic signal timing		82% 57% 92% 77% 80% 76% 55%		
	Street repair		26% 23% 27% 21% 21%		
	Street cleaning	47%	62% 59% 66%	48%	63%
	Street lighting	44%	65% 66% 72%		60%
	Snow removal	29%	57% 56% 49% 60%	55% 72% 54% 56% 59%	56%
	Sidewalk maintenance			69% 64% 62% 59%	54%
	Bus or transit services	65%	75% 78% 63% 71%	70% 75% 60% 43% 57%	51%
	Land use, planning and zoning		57% 54% 53% 47%	47% 55% 43% 33% 35%	42%
	Code enforcement		49% 43% 36%	47%	37%
	Affordable high-speed internet access				48%
	Garbage collection	73%	87% 90% 90% 93%	97% 89% 90% 89%	85%
	Drinking water				66%
	Sewer services			92%	77%
	Storm water management	28%	50% 40% 43% 50%	54% 68% 61% 61% 66%	57%
	Power (electric and/or gas) utility				76%
	Utility billing				54%
	Police/Sheriff services	79%	88% 81% 78% 87%	70% 84% 81% 73% 70%	73%
	Crime prevention				60%

Please rate the quality of each of the following services in Oshkosh.	Animal control	51%	69%															69%					
	Ambulance or emergency medical services	87%	92%	92%	90%	94%		80%	96%	91%	65%	90%						84%					
	Fire services																92%	###	96%	79%	92%	88%	
	Fire prevention and education																					76%	
	Emergency preparedness																						57%
	Preservation of natural areas																						52%
	Oshkosh open space																						50%
	Recycling	59%	89%	89%		93%		89%	94%	82%	83%	79%											70%
	Yard waste pick-up		82%	73%	72%			74%	87%	74%	67%	79%											72%
	City parks																						79%
	Recreation programs or classes		79%																				68%
	Recreation centers or facilities					69%																	66%
	Health services																						66%
	Public library services	91%	94%	91%	88%	86%		71%	97%	93%	87%	89%											85%
	Overall customer service by Oshkosh employees																						76%
	Please rate the following categories of Oshkosh government performance.	The value of services for the taxes paid to Oshkosh																					40%
The overall direction that Oshkosh is taking			29%	77%	52%		46%	51%	65%	54%	54%	43%										44%	
The job Oshkosh government does at welcoming resident involvem..																						36%	
Overall confidence in Oshkosh government																						33%	
Generally acting in the best interest of the community																						43%	
Being honest																						42%	
Being open and transparent to the public																						38%	
Informing residents about issues facing the community																						38%	
Treating all residents fairly																						40%	
Treating residents with respect																						51%	
Overall, how would you rate the quality of the services provided by each of the following?	The City of Oshkosh																					70%	58%
	The Federal Government																						29%
Please rate how important, if at all, you think it is for the Oshkosh community to focus on each of the following in the coming two years.	Overall economic health																						85%
	Overall quality of the transportation system																						61%
	Overall design or layout of residential and commercial areas																						60%
	Overall quality of the utility infrastructure																						85%
	Overall feeling of safety																						88%
	Overall quality of natural environment																						77%
	Overall quality of parks and recreation opportunities																						74%
	Overall health and wellness opportunities																						79%
	Overall opportunities for education, culture, and the arts																						69%
	Residents' connection and engagement with their community																						69%

In general, how many times do you:	Access the internet from your home	90%
	Access the internet from your cell phone	90%
	Visit social media sites	80%
	Use or check email	94%
	Share your opinions online	26%
	Shop online	46%
	Please rate your overall health.	56%
	What impact, if any, do you think the economy will have on your fa..	13%

Methods (open participation)

As part of its participation in The National Community Survey™ (The NCST™), the City of Oshkosh conducted a survey of 153 residents. Survey invitations were mailed to randomly selected households and data were collected from October 4th, 2022 to November 15th, 2022. The results from this main survey effort represent the most robust estimate of your residents’ opinions.

After the above data collection period was underway, a link to an online open participation survey was publicized by the City of Oshkosh. The open participation survey was identical to the probability sample survey with two small updates; it included a map at the beginning asking where the respondent lives and also a question about where they heard about the survey. The open participation survey was open to all city residents and became available on November 1st, 2022. The survey remained open for 2 weeks and there were 138 responses.

The open participation survey data were not collected through a random sample and it is unknown who in the community was aware of the survey; therefore, a level of confidence in the representativeness of the sample cannot be estimated. However, to reduce bias where possible, these data were statistically weighted to match the demographic characteristics of the 2010 Census and 2020 American Community Survey estimates for adults in the City of Oshkosh. The characteristics used for weighting were age, sex, race, Hispanic origin, housing type, and, housing tenure. No adjustments were made for design effects. Weights were calculated using an iterative, multiplicative raking model known as the ANES Weighting Algorithm.* The results of the weighting scheme for the open participation survey are presented in the following table.

































* Pasek, J. (2010). ANES Weighting Algorithm. Retrieved from <https://web.stanford.edu/group/iriss/cgi-bin/anesrake/resources/RakingDescription.pdf>

































		Unweighted	Weighted	Target*
Age	18-34	14%	41%	41%
	35-54	40%	28%	28%
	55+	45%	31%	31%
Hispanic origin	No, not Spanish, Hispanic, or Latino	96%	96%	96%
	Yes, I consider myself to be Spanish, Hispa..	4%	4%	4%
Housing tenure	Own	84%	57%	57%
	Rent	16%	43%	43%
Housing type	Attached	17%	43%	43%
	Detached	83%	57%	57%
Race & Hispanic origin	Not white alone	9%	13%	13%
	White alone, not Hispanic or Latino	91%	87%	87%
Sex	Man	47%	51%	51%
	Woman	53%	49%	49%
Sex/age	Man 18-34	6%	22%	22%
	Man 35-54	19%	15%	15%
	Man 55+	22%	14%	14%
	Woman 18-34	8%	19%	19%
	Woman 35-54	21%	13%	13%
	Woman 55+	24%	17%	17%

Open participation survey results

































This dashboard contains a complete set of responses to each question on the open participation survey. By default, "don't know" responses are excluded, but may be added to the table using the response filter to the right. In some tables, the percentages may not sum to 100%; this is either because the question permitted the respondent to "choose all that apply", or for a question that asked the respondent to select one answer, it is due to the customary practice of rounding values to the nearest whole number.

	Do you live within the city limits of Oshkosh?	Yes	95% N=209
		No	5% N=11
		I don't know	0% N=
Please rate each of the following aspects of quality of life in Oshkosh.	Oshkosh as a place to live	Excellent	17% N=37
		Good	51% N=111
		Fair	29% N=63
		Poor	4% N=8
	Your neighborhood as a place to live	Excellent	24% N=53
		Good	43% N=94
		Fair	25% N=54
		Poor	8% N=18
	Oshkosh as a place to raise children	Excellent	24% N=46
		Good	42% N=78
		Fair	23% N=44
		Poor	11% N=21
	Oshkosh as a place to work	Excellent	18% N=37
		Good	51% N=105
		Fair	24% N=48
		Poor	7% N=15
Oshkosh as a place to visit	Excellent	18% N=38	
	Good	44% N=92	
	Fair	28% N=58	
	Poor	9% N=20	
Oshkosh as a place to retire	Excellent	17% N=29	
	Good	36% N=61	
	Fair	26% N=43	
	Poor	21% N=35	
The overall quality of life	Excellent	14% N=31	

































Please rate each of the following aspects of quality of life in Oshkosh.	The overall quality of life	Good		55% N=120
		Fair		26% N=56
		Poor		5% N=12
	Sense of community	Excellent		11% N=25
		Good		34% N=74
		Fair		36% N=78
Poor			19% N=41	
Please rate each of the following characteristics as they relate to Oshkosh as a whole.	Overall economic health	Excellent		7% N=15
		Good		44% N=92
		Fair		30% N=62
		Poor		19% N=39
	Overall quality of the transportation system	Excellent		7% N=15
		Good		33% N=71
		Fair		33% N=70
		Poor		27% N=57
	Overall design or layout of residential and commercial areas	Excellent		9% N=20
		Good		44% N=92
		Fair		26% N=54
		Poor		21% N=45
Overall quality of the utility infrastructure	Excellent		8% N=15	
	Good		53% N=103	
	Fair		28% N=55	
	Poor		12% N=23	
Overall feeling of safety	Excellent		11% N=25	
	Good		56% N=124	
	Fair		22% N=48	
	Poor		11% N=23	
Overall quality of natural environment	Excellent		13% N=27	
	Good		56% N=122	
	Fair		22% N=48	
	Poor		9% N=19	
Overall quality of parks and recreation opportunities	Excellent		24% N=51	

Please rate each of the following characteristics as they relate to Oshkosh as a whole.	Overall quality of parks and recreation opportunities	Good		46% N=100
		Fair		23% N=51
		Poor		7% N=15
	Overall health and wellness opportunities	Excellent		14% N=31
		Good		49% N=103
		Fair		30% N=65
		Poor		7% N=14
	Overall opportunities for education, culture, and the arts	Excellent		20% N=45
		Good		38% N=84
		Fair		23% N=51
		Poor		18% N=40
	Residents' connection and engagement with their community	Excellent		7% N=14
Good			36% N=78	
Fair			34% N=74	
Poor			24% N=51	
Please indicate how likely or unlikely you are to do each of the following.	Recommend living in Oshkosh to someone who asks	Very likely		30% N=65
		Somewhat likely		44% N=96
		Somewhat unlikely		9% N=18
		Very unlikely		17% N=37
	Remain in Oshkosh for the next five years	Very likely		51% N=111
		Somewhat likely		22% N=48
		Somewhat unlikely		9% N=20
		Very unlikely		18% N=38
Please rate how safe or unsafe you feel:	In your neighborhood during the day	Very safe		68% N=149
		Somewhat safe		25% N=54
		Neither safe nor unsafe		3% N=6
		Somewhat unsafe		4% N=8
		Very unsafe		1% N=2
	In Oshkosh's downtown/commercial area during the day	Very safe		55% N=120
		Somewhat safe		34% N=74
		Neither safe nor unsafe		6% N=12
Somewhat unsafe			4% N=9	






Please rate how safe or unsafe you feel:	In Oshkosh's downtown/commercial area during the day	Very unsafe		1% N=2	
	From property crime	Very safe		27% N=60	
		Somewhat safe		41% N=90	
		Neither safe nor unsafe		11% N=24	
		Somewhat unsafe		11% N=25	
		Very unsafe		9% N=21	
		From violent crime	Very safe		38% N=84
	Somewhat safe			37% N=81	
	Neither safe nor unsafe			12% N=27	
	Somewhat unsafe			9% N=20	
	Very unsafe			4% N=9	
	From fire, flood, or other natural disaster	Very safe		55% N=120	
		Somewhat safe		34% N=74	
		Neither safe nor unsafe		7% N=16	
		Somewhat unsafe		2% N=5	
		Very unsafe		2% N=3	
	Please rate the job you feel the Oshkosh community does at each of the following.	Making all residents feel welcome	Excellent		8% N=18
			Good		48% N=102
			Fair		32% N=68
Poor				12% N=25	
Attracting people from diverse backgrounds		Excellent		8% N=16	
		Good		33% N=68	
		Fair		35% N=72	
		Poor		24% N=50	
Valuing/respecting residents from diverse backgrounds		Excellent		8% N=17	
		Good		32% N=65	
		Fair		40% N=81	
		Poor		20% N=40	
Taking care of vulnerable residents		Excellent		8% N=16	
		Good		46% N=90	
		Fair		25% N=51	
		Poor		21% N=42	

Please rate each of the following in the Oshkosh community.	Overall quality of business and service establishments	Excellent		17% N=37
		Good		50% N=106
		Fair		26% N=56
		Poor		7% N=15
	Variety of business and service establishments	Excellent		14% N=32
		Good		39% N=84
		Fair		30% N=66
		Poor		17% N=36
	Vibrancy of downtown/commercial area	Excellent		9% N=19
		Good		38% N=84
		Fair		29% N=65
		Poor		24% N=52
	Employment opportunities	Excellent		13% N=24
		Good		46% N=87
		Fair		27% N=51
		Poor		15% N=28
	Shopping opportunities	Excellent		7% N=14
		Good		35% N=76
		Fair		36% N=80
		Poor		22% N=49
	Cost of living	Excellent		13% N=28
		Good		38% N=83
		Fair		32% N=70
		Poor		17% N=38
	Overall image or reputation	Excellent		7% N=16
		Good		48% N=103
		Fair		32% N=68
		Poor		13% N=28
Please also rate each of the following in the Oshkosh community.	Traffic flow on major streets	Excellent		8% N=18
		Good		47% N=103
		Fair		25% N=54
		Poor		19% N=42

































Please also rate each of the following in the Oshkosh community.

Ease of public parking	Excellent		17% N=37
	Good		41% N=88
	Fair		23% N=50
	Poor		18% N=40
Ease of travel by car	Excellent		25% N=54
	Good		49% N=105
	Fair		15% N=31
	Poor		11% N=24
Ease of travel by public transportation	Excellent		5% N=7
	Good		30% N=43
	Fair		36% N=50
	Poor		29% N=41
Ease of travel by bicycle	Excellent		8% N=13
	Good		33% N=57
	Fair		35% N=61
	Poor		25% N=43
Ease of walking	Excellent		17% N=37
	Good		41% N=88
	Fair		31% N=67
	Poor		11% N=23
Well-planned residential growth	Excellent		3% N=5
	Good		37% N=65
	Fair		37% N=66
	Poor		24% N=43
Well-planned commercial growth	Excellent		6% N=12
	Good		41% N=74
	Fair		32% N=58
	Poor		21% N=38
Well-designed neighborhoods	Excellent		3% N=6
	Good		40% N=78
	Fair		40% N=77
	Poor		17% N=32































Please also rate each of the following in the Oshkosh community.

Preservation of the historical or cultural character of the community	Excellent		14% N=29
	Good		46% N=93
	Fair		28% N=57
	Poor		12% N=24
Public places where people want to spend time	Excellent		11% N=24
	Good		38% N=81
	Fair		39% N=85
	Poor		12% N=26
Variety of housing options	Excellent		4% N=9
	Good		34% N=70
	Fair		34% N=70
	Poor		28% N=58
Availability of affordable quality housing	Excellent		8% N=16
	Good		28% N=55
	Fair		29% N=58
	Poor		35% N=68
Overall quality of new development	Excellent		9% N=17
	Good		37% N=72
	Fair		34% N=67
	Poor		20% N=38
Overall appearance	Excellent		5% N=10
	Good		47% N=102
	Fair		36% N=78
	Poor		12% N=26
Cleanliness	Excellent		14% N=31
	Good		46% N=100
	Fair		31% N=68
	Poor		8% N=18
Water resources	Excellent		21% N=46
	Good		42% N=91
	Fair		30% N=65
	Poor		7% N=16

















Please also rate each of the following in the Oshkosh community.

Air quality	Excellent		27% N=58
	Good		55% N=118
	Fair		16% N=35
	Poor		2% N=4
Availability of paths and walking trails	Excellent		18% N=39
	Good		55% N=118
	Fair		21% N=45
	Poor		6% N=14
Fitness opportunities	Excellent		20% N=42
	Good		50% N=105
	Fair		23% N=49
	Poor		7% N=14
Recreational opportunities	Excellent		14% N=30
	Good		50% N=105
	Fair		30% N=64
	Poor		5% N=11
Availability of affordable quality food	Excellent		13% N=28
	Good		40% N=88
	Fair		28% N=61
	Poor		19% N=41
Availability of affordable quality health care	Excellent		13% N=26
	Good		43% N=87
	Fair		24% N=49
	Poor		19% N=38
Availability of preventive health services	Excellent		15% N=30
	Good		48% N=97
	Fair		25% N=51
	Poor		12% N=23
Availability of affordable quality mental health care	Excellent		6% N=10
	Good		27% N=42
	Fair		33% N=52
	Poor		33% N=52

















Please also rate each of the following in the Oshkosh community.

































Opportunities to attend cultural/arts/music activities	Excellent		22% N=47
	Good		39% N=83
	Fair		29% N=62
	Poor		9% N=19
Community support for the arts	Excellent		12% N=23
	Good		42% N=84
	Fair		41% N=83
	Poor		5% N=11
Availability of affordable quality childcare/preschool	Excellent		13% N=15
	Good		24% N=28
	Fair		36% N=40
	Poor		27% N=31
K-12 education	Excellent		16% N=28
	Good		37% N=64
	Fair		24% N=41
	Poor		23% N=39
Adult educational opportunities	Excellent		14% N=25
	Good		34% N=61
	Fair		43% N=77
	Poor		9% N=16
Sense of civic/community pride	Excellent		6% N=12
	Good		39% N=83
	Fair		33% N=71
	Poor		22% N=47
Neighborliness of residents	Excellent		7% N=16
	Good		41% N=87
	Fair		37% N=79
	Poor		15% N=32
Opportunities to participate in social events and activities	Excellent		12% N=25
	Good		53% N=108
	Fair		27% N=55
	Poor		9% N=19

Please also rate each of the following in the Oshkosh community.

































Opportunities to attend special events and festivals	Excellent		18% N=39
	Good		53% N=114
	Fair		18% N=38
	Poor		11% N=24
Opportunities to volunteer	Excellent		24% N=44
	Good		50% N=91
	Fair		22% N=40
	Poor		3% N=6
Opportunities to participate in community matters	Excellent		14% N=28
	Good		42% N=82
	Fair		35% N=68
	Poor		9% N=17
Openness and acceptance of the community toward people of diverse backgrounds	Excellent		6% N=12
	Good		36% N=66
	Fair		34% N=63
	Poor		24% N=44

Please indicate whether or not you have done each of the following in the last 12 months.

































Contacted the City of Oshkosh for help or information	No		52% N=112
	Yes		48% N=106
Contacted Oshkosh elected officials to express your opinion	No		69% N=150
	Yes		31% N=68
Attended a local public meeting	No		72% N=155
	Yes		28% N=62
Watched a local public meeting	No		48% N=105
	Yes		52% N=113
Volunteered your time to some group/activity	No		40% N=86
	Yes		60% N=132
Campaigned or advocated for a local issue, cause, or candidate	No		68% N=148
	Yes		32% N=70
Voted in your most recent local election	No		11% N=24
	Yes		89% N=194
Used public transportation instead of driving	No		85% N=186
	Yes		15% N=32

Please indicate whether or not you have done each of the following in the last 12 months.	Carpooled with other adults or children instead of driving alone	No		49% N=106
		Yes		51% N=111
	Walked or biked instead of driving	No		30% N=66
		Yes		70% N=152
Please rate the quality of each of the following services in Oshkosh.	Public information services	Excellent		12% N=23
		Good		44% N=83
		Fair		34% N=65
		Poor		10% N=18
	Economic development	Excellent		7% N=13
		Good		44% N=84
		Fair		40% N=77
		Poor		9% N=18
	Traffic enforcement	Excellent		6% N=12
		Good		54% N=111
		Fair		28% N=58
		Poor		12% N=25
	Traffic signal timing	Excellent		10% N=21
		Good		39% N=84
		Fair		29% N=61
		Poor		22% N=46
Street repair	Excellent		3% N=6	
	Good		21% N=45	
	Fair		31% N=66	
	Poor		46% N=99	
Street cleaning	Excellent		19% N=40	
	Good		49% N=103	
	Fair		26% N=54	
	Poor		7% N=15	
Street lighting	Excellent		13% N=28	
	Good		51% N=111	
	Fair		27% N=58	
	Poor		10% N=21	































Please rate the quality of each of the following services in Oshkosh.
































Snow removal	Excellent		17% N=37
	Good		43% N=92
	Fair		33% N=72
	Poor		6% N=14
Sidewalk maintenance	Excellent		11% N=24
	Good		50% N=107
	Fair		30% N=65
	Poor		8% N=18
Bus or transit services	Excellent		12% N=17
	Good		43% N=58
	Fair		28% N=38
	Poor		16% N=22
Land use, planning and zoning	Excellent		5% N=8
	Good		34% N=55
	Fair		37% N=59
	Poor		25% N=40
Code enforcement	Excellent		3% N=4
	Good		22% N=36
	Fair		43% N=71
	Poor		33% N=55
Affordable high-speed internet access	Excellent		9% N=18
	Good		41% N=79
	Fair		30% N=57
	Poor		20% N=40
Garbage collection	Excellent		38% N=79
	Good		53% N=110
	Fair		8% N=16
	Poor		1% N=2
Drinking water	Excellent		28% N=59
	Good		48% N=102
	Fair		16% N=35
	Poor		8% N=18

































Please rate the quality of each of the following services in Oshkosh.

































Sewer services	Excellent		29% N=60
	Good		56% N=116
	Fair		12% N=25
	Poor		2% N=5
Storm water management	Excellent		20% N=40
	Good		49% N=98
	Fair		22% N=44
	Poor		8% N=17
Power (electric and/or gas) utility	Excellent		22% N=46
	Good		60% N=125
	Fair		16% N=33
	Poor		2% N=5
Utility billing	Excellent		11% N=22
	Good		48% N=92
	Fair		29% N=55
	Poor		11% N=22
Police/Sheriff services	Excellent		26% N=53
	Good		47% N=95
	Fair		19% N=38
	Poor		8% N=15
Crime prevention	Excellent		13% N=25
	Good		45% N=90
	Fair		32% N=64
	Poor		10% N=20
Animal control	Excellent		14% N=23
	Good		56% N=93
	Fair		21% N=35
	Poor		9% N=14
Ambulance or emergency medical services	Excellent		44% N=66
	Good		41% N=62
	Fair		11% N=17
	Poor		3% N=5

































Please rate the quality of each of the following services in Oshkosh.

































Fire services	Excellent		47% N=81
	Good		46% N=79
	Fair		8% N=13
Fire prevention and education	Excellent		32% N=53
	Good		48% N=79
	Fair		20% N=33
	Poor		1% N=2
Emergency preparedness	Excellent		17% N=24
	Good		40% N=56
	Fair		29% N=42
	Poor		14% N=19
Preservation of natural areas	Excellent		11% N=19
	Good		38% N=70
	Fair		40% N=74
	Poor		11% N=21
Oshkosh open space	Excellent		11% N=20
	Good		34% N=62
	Fair		44% N=82
	Poor		12% N=21
Recycling	Excellent		19% N=39
	Good		61% N=122
	Fair		14% N=27
	Poor		6% N=13
Yard waste pick-up	Excellent		20% N=37
	Good		50% N=89
	Fair		18% N=33
	Poor		12% N=21
City parks	Excellent		20% N=44
	Good		54% N=117
	Fair		22% N=48
	Poor		4% N=8
Recreation programs or classes	Excellent		15% N=26

Please rate the quality of each of the following services in Oshkosh.	Recreation programs or classes	Good		48% N=85
		Fair		31% N=56
		Poor		6% N=11
	Recreation centers or facilities	Excellent		9% N=16
		Good		50% N=88
		Fair		33% N=58
		Poor		8% N=14
	Health services	Excellent		15% N=28
		Good		54% N=103
		Fair		20% N=38
		Poor		11% N=22
	Public library services	Excellent		49% N=97
Good			39% N=76	
Fair			11% N=22	
Poor			1% N=3	
Overall customer service by Oshkosh employees	Excellent		23% N=44	
	Good		53% N=104	
	Fair		18% N=35	
	Poor		7% N=13	
Please rate the following categories of Oshkosh government performance.	The value of services for the taxes paid to Oshkosh	Excellent		7% N=14
		Good		41% N=81
		Fair		38% N=74
		Poor		14% N=28
	The overall direction that Oshkosh is taking	Excellent		7% N=14
		Good		49% N=103
		Fair		26% N=55
		Poor		17% N=36
	The job Oshkosh government does at welcoming resident involvement	Excellent		6% N=11
		Good		33% N=55
		Fair		38% N=63
		Poor		23% N=39
Overall confidence in Oshkosh government	Excellent		8% N=16	


















Please rate the following categories of Oshkosh government performance.	Overall confidence in Oshkosh government	Good		41% N=85
		Fair		27% N=57
		Poor		24% N=49
Generally acting in the best interest of the community	Generally acting in the best interest of the community	Excellent		9% N=18
		Good		46% N=96
		Fair		24% N=49
		Poor		22% N=46
Being honest	Being honest	Excellent		14% N=25
		Good		34% N=62
		Fair		32% N=57
		Poor		21% N=37
Being open and transparent to the public	Being open and transparent to the public	Excellent		10% N=19
		Good		34% N=63
		Fair		27% N=50
		Poor		28% N=52
Informing residents about issues facing the community	Informing residents about issues facing the community	Excellent		7% N=14
		Good		37% N=74
		Fair		28% N=55
		Poor		29% N=57
Treating all residents fairly	Treating all residents fairly	Excellent		7% N=12
		Good		41% N=70
		Fair		25% N=44
		Poor		27% N=47
Treating residents with respect	Treating residents with respect	Excellent		7% N=14
		Good		52% N=99
		Fair		22% N=43
		Poor		19% N=36
Overall, how would you rate the quality of the services provided by each of the following?	The City of Oshkosh	Excellent		13% N=27
		Good		50% N=107
		Fair		23% N=49
		Poor		14% N=30
	The Federal Government	Excellent		4% N=8

Overall, how would you rate the quality of the services provided by each of the following?	The Federal Government	Good		33% N=65
		Fair		29% N=58
		Poor		34% N=67
Please rate how important, if at all, you think it is for the Oshkosh community to focus on each of the following in the coming two years.	Overall economic health	Essential		40% N=87
		Very important		44% N=94
		Somewhat important		13% N=29
		Not at all important		2% N=5
	Overall quality of the transportation system	Essential		34% N=73
		Very important		35% N=76
		Somewhat important		30% N=64
		Not at all important		2% N=4
	Overall design or layout of residential and commercial areas	Essential		29% N=62
		Very important		46% N=99
		Somewhat important		23% N=50
		Not at all important		2% N=4
Overall quality of the utility infrastructure	Essential		41% N=88	
	Very important		46% N=98	
	Somewhat important		12% N=27	
	Not at all important		1% N=1	
Overall feeling of safety	Essential		49% N=106	
	Very important		38% N=82	
	Somewhat important		13% N=29	
Overall quality of natural environment	Essential		31% N=68	
	Very important		47% N=102	
	Somewhat important		21% N=46	
	Not at all important		1% N=2	
Overall quality of parks and recreation opportunities	Essential		28% N=61	
	Very important		53% N=115	
	Somewhat important		16% N=34	
	Not at all important		3% N=6	
Overall health and wellness opportunities	Essential		34% N=73	
	Very important		43% N=94	

Please rate how important, if at all, you think it is for the Oshkosh community to focus on each of the following in the coming two years.	Overall health and wellness opportunities	Somewhat important		20% N=43
		Not at all important		3% N=7
	Overall opportunities for education, culture, and the arts	Essential		36% N=79
		Very important		42% N=91
		Somewhat important		18% N=39
Not at all important			4% N=9	
Residents' connection and engagement with their community	Essential		30% N=66	
	Very important		46% N=101	
	Somewhat important		22% N=48	
	Not at all important		1% N=3	
In general, how many times do you:	Access the internet from your home	Several times a day		77% N=166
		Once a day		12% N=25
		A few times a week		9% N=20
		Every few weeks		1% N=2
		Less often or never		2% N=4
	Access the internet from your cell phone	Several times a day		87% N=189
		Once a day		2% N=5
		A few times a week		3% N=7
		Every few weeks		2% N=4
		Less often or never		5% N=11
	Visit social media sites	Several times a day		68% N=148
		Once a day		13% N=27
		A few times a week		9% N=19
		Every few weeks		2% N=4
		Less often or never		9% N=20
Use or check email	Several times a day		86% N=186	
	Once a day		8% N=16	
	A few times a week		3% N=7	
	Every few weeks		3% N=6	
	Less often or never		0% N=	
Share your opinions online	Several times a day		7% N=14	
	Once a day		8% N=18	

In general, how many times do you:	Share your opinions online	A few times a week		23% N=48
		Every few weeks		17% N=37
		Less often or never		45% N=96
	Shop online	Several times a day		14% N=29
		Once a day		4% N=8
		A few times a week		33% N=71
		Every few weeks		41% N=89
		Less often or never		9% N=19
	Please rate your overall health.	Excellent		25% N=54
Very good			45% N=97	
Good			26% N=58	
Fair			3% N=6	
Poor			1% N=3	
What impact, if any, do you think the economy will have on your family income in the next 6 months? Do you think the impact will be:	Very positive		0% N=1	
	Somewhat positive		16% N=35	
	Neutral		36% N=79	
	Somewhat negative		37% N=81	
	Very negative		10% N=22	
How many years have you lived in Oshkosh?	Less than 2 years		8% N=16	
	2-5 years		14% N=32	
	6-10 years		9% N=20	
	11-20 years		11% N=25	
	More than 20 years		57% N=125	
Which best describes the building you live in?	One family house detached from any other houses		56% N=122	
	Building with two or more homes (duplex, townhome, apa..		43% N=93	
	Other		2% N=3	
Do you rent or own your home?	Rent		43% N=94	
	Own		57% N=125	
About how much is your monthly housing cost for the place you live (including rent, mortgage payment, property tax, property insurance, and homeowners' association (HOA) fees)?	About how much is your monthly housing cost for the place you live (including rent, mortgage payment, property tax, property insurance and homeowners' association (HOA) fees)?	Less than \$500		9% N=20
		\$500 to \$999		43% N=93
		\$1,000 to \$1,499		27% N=59
		\$1,500 to \$1,999		10% N=22

About how much is your monthly housing cost for the place you live (including rent, mortgage payment, property tax, property insurance, and homeowners' association (HOA) fees)?	About how much is your monthly housing cost for the place you live (including rent, mortgage payment, property tax, property insurance and homeowners' association (HOA) fees)?	\$2,000 to \$2,499	5% N=10
		\$2,500 to \$2,999	1% N=2
		\$3,000 to \$3,499	3% N=7
		\$3,500 or more	2% N=4
Do any children 17 or under live in your household?	No		73% N=160
	Yes		27% N=58
Are you or any other members of your household aged 65 or older?	No		76% N=165
	Yes		24% N=53
How much do you anticipate your household's total income before taxes will be for the current year? (Please include in your total income money from all sources for all persons living in your household.)	Less than \$25,000		14% N=30
	\$25,000 to \$49,999		17% N=37
	\$50,000 to \$74,999		25% N=53
	\$75,000 to \$99,999		13% N=27
	\$100,000 to \$149,999		19% N=41
	\$150,000 or more		12% N=26
Are you Spanish, Hispanic, or Latino?	Are you Spanish, Hispanic or Latino?	No, not Spanish, Hispanic, or Latino	96% N=209
		Yes, I consider myself to be Spanish, Hispanic, or Latino	4% N=8
What is your race? (Mark one or more races to indicate what race you consider yourself to be.)	American Indian or Alaskan Native		0% N=1
	Asian, Asian Indian, or Pacific Islander		4% N=9
	Black or African American		3% N=6
	White		91% N=198
	Other		4% N=8
In which category is your age?	18-24 years		10% N=21
	25-34 years		31% N=68
	35-44 years		16% N=35
	45-54 years		12% N=26
	55-64 years		11% N=25
	65-74 years		14% N=29
	75 years or older		6% N=12
What is your gender?	Woman		47% N=102
	Man		50% N=108
	Identify in another way		3% N=6
If you identify in another way, how would you describe your gender?	Agender/I don't identify with any gender		20% N=1

If you identify in another way, how would you describe your gender?	Non-binary		64% N=4
	Two-spirit		8% N=1
	Not listed		8% N=1
How did you hear about this survey? (Select all that apply.)	The city's website		7% N=15
	The city's social media (Facebook, Twitter, Instagram,...		29% N=63
	Received an email from the city		9% N=20
	In a city newsletter or utility bill		10% N=21
	Received a postcard or letter from the city		3% N=7
	Nextdoor		1% N=3
	In my Facebook feed		18% N=38
	Saw it on a video of a public meeting or at a meeting I atten..		1% N=3
	Saw it on the city's cable channel		6% N=12
	Saw it in a newspaper article or ad (hard copy or online)		23% N=51
	Saw a flyer or poster about it		2% N=4
	Heard about it from a family member, friend or neighbor		10% N=22
	Heard about it from a business or social organization in my co..		3% N=8
	Polco's weekly email		1% N=2
	Polco social media post		2% N=3
	On my Polco feed		1% N=2
	Other		12% N=26

The City of Oshkosh 2022 Community Survey

Please complete this survey if you are the adult (age 18 or older) in the household who most recently had a birthday (the year of birth does not matter). Your responses are confidential and no identifying information will be shared.

1. Please rate each of the following aspects of quality of life in Oshkosh.

	<u>Excellent</u>	<u>Good</u>	<u>Fair</u>	<u>Poor</u>	<u>Don't know</u>
Oshkosh as a place to live.....	1	2	3	4	5
Your neighborhood as a place to live	1	2	3	4	5
Oshkosh as a place to raise children.....	1	2	3	4	5
Oshkosh as a place to work	1	2	3	4	5
Oshkosh as a place to visit	1	2	3	4	5
Oshkosh as a place to retire.....	1	2	3	4	5
The overall quality of life in Oshkosh.....	1	2	3	4	5
Sense of community.....	1	2	3	4	5

2. Please rate each of the following characteristics as they relate to Oshkosh as a whole.

	<u>Excellent</u>	<u>Good</u>	<u>Fair</u>	<u>Poor</u>	<u>Don't know</u>
Overall economic health of Oshkosh	1	2	3	4	5
Overall quality of the transportation system (auto, bicycle, foot, bus) in Oshkosh	1	2	3	4	5
Overall design or layout of Oshkosh's residential and commercial areas (e.g., homes, buildings, streets, parks, etc.)	1	2	3	4	5
Overall quality of the utility infrastructure in Oshkosh (water, sewer, storm water, electric/gas, broadband).....	1	2	3	4	5
Overall feeling of safety in Oshkosh.....	1	2	3	4	5
Overall quality of natural environment in Oshkosh.....	1	2	3	4	5
Overall quality of parks and recreation opportunities.....	1	2	3	4	5
Overall health and wellness opportunities in Oshkosh.....	1	2	3	4	5
Overall opportunities for education, culture, and the arts.....	1	2	3	4	5
Residents' connection and engagement with their community	1	2	3	4	5

3. Please indicate how likely or unlikely you are to do each of the following.

	<u>Very likely</u>	<u>Somewhat likely</u>	<u>Somewhat unlikely</u>	<u>Very unlikely</u>	<u>Don't know</u>
Recommend living in Oshkosh to someone who asks	1	2	3	4	5
Remain in Oshkosh for the next five years	1	2	3	4	5

4. Please rate how safe or unsafe you feel:

	<u>Very safe</u>	<u>Somewhat safe</u>	<u>Neither safe nor unsafe</u>	<u>Somewhat unsafe</u>	<u>Very unsafe</u>	<u>Don't know</u>
In your neighborhood during the day.....	1	2	3	4	5	6
In Oshkosh's downtown/commercial area during the day	1	2	3	4	5	6
From property crime.....	1	2	3	4	5	6
From violent crime.....	1	2	3	4	5	6
From fire, flood, or other natural disaster	1	2	3	4	5	6

5. Please rate the job you feel the Oshkosh community does at each of the following.

	<u>Excellent</u>	<u>Good</u>	<u>Fair</u>	<u>Poor</u>	<u>Don't know</u>
Making all residents feel welcome	1	2	3	4	5
Attracting people from diverse backgrounds.....	1	2	3	4	5
Valuing/respecting residents from diverse backgrounds.....	1	2	3	4	5
Taking care of vulnerable residents (elderly, disabled, homeless, etc.).....	1	2	3	4	5

6. Please rate each of the following in the Oshkosh community.

	<u>Excellent</u>	<u>Good</u>	<u>Fair</u>	<u>Poor</u>	<u>Don't know</u>
Overall quality of business and service establishments in Oshkosh	1	2	3	4	5
Variety of business and service establishments in Oshkosh.....	1	2	3	4	5
Vibrancy of downtown/commercial area	1	2	3	4	5
Employment opportunities	1	2	3	4	5
Shopping opportunities	1	2	3	4	5
Cost of living in Oshkosh.....	1	2	3	4	5
Overall image or reputation of Oshkosh	1	2	3	4	5

7. Please also rate each of the following in the Oshkosh community.

	<u>Excellent</u>	<u>Good</u>	<u>Fair</u>	<u>Poor</u>	<u>Don't know</u>
Traffic flow on major streets.....	1	2	3	4	5
Ease of public parking.....	1	2	3	4	5
Ease of travel by car in Oshkosh.....	1	2	3	4	5
Ease of travel by public transportation in Oshkosh.....	1	2	3	4	5
Ease of travel by bicycle in Oshkosh.....	1	2	3	4	5
Ease of walking in Oshkosh.....	1	2	3	4	5
Well-planned residential growth.....	1	2	3	4	5
Well-planned commercial growth.....	1	2	3	4	5
Well-designed neighborhoods.....	1	2	3	4	5
Preservation of the historical or cultural character of the community.....	1	2	3	4	5
Public places where people want to spend time.....	1	2	3	4	5
Variety of housing options.....	1	2	3	4	5
Availability of affordable quality housing.....	1	2	3	4	5
Overall quality of new development in Oshkosh.....	1	2	3	4	5
Overall appearance of Oshkosh.....	1	2	3	4	5
Cleanliness of Oshkosh.....	1	2	3	4	5
Water resources (beaches, lakes, ponds, riverways, etc.).....	1	2	3	4	5
Air quality.....	1	2	3	4	5
Availability of paths and walking trails.....	1	2	3	4	5
Fitness opportunities (including exercise classes and paths or trails, etc.)... ..	1	2	3	4	5
Recreational opportunities.....	1	2	3	4	5
Availability of affordable quality food.....	1	2	3	4	5
Availability of affordable quality health care.....	1	2	3	4	5
Availability of preventive health services.....	1	2	3	4	5
Availability of affordable quality mental health care.....	1	2	3	4	5
Opportunities to attend cultural/arts/music activities.....	1	2	3	4	5
Community support for the arts.....	1	2	3	4	5
Availability of affordable quality childcare/preschool.....	1	2	3	4	5
K-12 education.....	1	2	3	4	5
Adult educational opportunities.....	1	2	3	4	5
Sense of civic/community pride.....	1	2	3	4	5
Neighborliness of residents in Oshkosh.....	1	2	3	4	5
Opportunities to participate in social events and activities.....	1	2	3	4	5
Opportunities to attend special events and festivals.....	1	2	3	4	5
Opportunities to volunteer.....	1	2	3	4	5
Opportunities to participate in community matters.....	1	2	3	4	5
Openness and acceptance of the community toward people of diverse backgrounds.....	1	2	3	4	5

8. Please indicate whether or not you have done each of the following in the last 12 months.

	<u>No</u>	<u>Yes</u>
Contacted the City of Oshkosh (in-person, phone, email, or web) for help or information.....	1	2
Contacted Oshkosh elected officials (in-person, phone, email, or web) to express your opinion.....	1	2
Attended a local public meeting (of local elected officials like City Council, advisory boards, neighborhood watch, etc.).....	1	2
Watched (online or on television) a local public meeting.....	1	2
Volunteered your time to some group/activity in Oshkosh.....	1	2
Campaigned or advocated for a local issue, cause, or candidate.....	1	2
Voted in your most recent local election.....	1	2
Used bus, rail, subway, or other public transportation instead of driving.....	1	2
Carpooled with other adults or children instead of driving alone.....	1	2
Walked or biked instead of driving.....	1	2

The City of Oshkosh 2022 Community Survey

9. Please rate the quality of each of the following services in Oshkosh. Keep in mind that the city may not provide some of these services.

	<u>Excellent</u>	<u>Good</u>	<u>Fair</u>	<u>Poor</u>	<u>Don't know</u>
Public information services.....	1	2	3	4	5
Economic development.....	1	2	3	4	5
Traffic enforcement.....	1	2	3	4	5
Traffic signal timing.....	1	2	3	4	5
Street repair.....	1	2	3	4	5
Street cleaning.....	1	2	3	4	5
Street lighting.....	1	2	3	4	5
Snow removal.....	1	2	3	4	5
Sidewalk maintenance.....	1	2	3	4	5
Bus or transit services.....	1	2	3	4	5
Land use, planning, and zoning.....	1	2	3	4	5
Code enforcement (weeds, abandoned buildings, etc.).....	1	2	3	4	5
Affordable high-speed internet access.....	1	2	3	4	5
Garbage collection.....	1	2	3	4	5
Drinking water.....	1	2	3	4	5
Sewer services.....	1	2	3	4	5
Storm water management (storm drainage, dams, levees, etc.).....	1	2	3	4	5
Power (electric and/or gas) utility.....	1	2	3	4	5
Utility billing.....	1	2	3	4	5
Police services.....	1	2	3	4	5
Crime prevention.....	1	2	3	4	5
Animal control.....	1	2	3	4	5
Ambulance or emergency medical services.....	1	2	3	4	5
Fire services.....	1	2	3	4	5
Fire prevention and education.....	1	2	3	4	5
Emergency preparedness (services that prepare the community for natural disasters or other emergency situations).....	1	2	3	4	5
Preservation of natural areas (open space, farmlands, and greenbelts).....	1	2	3	4	5
Oshkosh open space.....	1	2	3	4	5
Recycling.....	1	2	3	4	5
Yard waste pick-up.....	1	2	3	4	5
City parks.....	1	2	3	4	5
Recreation programs or classes.....	1	2	3	4	5
Recreation centers or facilities.....	1	2	3	4	5
Health services.....	1	2	3	4	5
Public library services.....	1	2	3	4	5
Overall customer service by Oshkosh employees (police, receptionists, planners, etc.).....	1	2	3	4	5

10. Please rate the following categories of Oshkosh government performance.

	<u>Excellent</u>	<u>Good</u>	<u>Fair</u>	<u>Poor</u>	<u>Don't know</u>
The value of services for the taxes paid to Oshkosh.....	1	2	3	4	5
The overall direction that Oshkosh is taking.....	1	2	3	4	5
The job Oshkosh government does at welcoming resident involvement.....	1	2	3	4	5
Overall confidence in Oshkosh government.....	1	2	3	4	5
Generally acting in the best interest of the community.....	1	2	3	4	5
Being honest.....	1	2	3	4	5
Being open and transparent to the public.....	1	2	3	4	5
Informing residents about issues facing the community.....	1	2	3	4	5
Treating all residents fairly.....	1	2	3	4	5
Treating residents with respect.....	1	2	3	4	5

11. Overall, how would you rate the quality of the services provided by each of the following?

	<u>Excellent</u>	<u>Good</u>	<u>Fair</u>	<u>Poor</u>	<u>Don't know</u>
The City of Oshkosh	1	2	3	4	5
The Federal Government.....	1	2	3	4	5

12. Please rate how important, if at all, you think it is for the Oshkosh community to focus on each of the following in the coming two years.

	<u>Essential</u>	<u>Very important</u>	<u>Somewhat important</u>	<u>Not at all important</u>
Overall economic health of Oshkosh	1	2	3	4
Overall quality of the transportation system (auto, bicycle, foot, bus) in Oshkosh	1	2	3	4
Overall design or layout of Oshkosh's residential and commercial areas (e.g., homes, buildings, streets, parks, etc.)	1	2	3	4
Overall quality of the utility infrastructure in Oshkosh (water, sewer, storm water, electric/gas, broadband)	1	2	3	4
Overall feeling of safety in Oshkosh.....	1	2	3	4
Overall quality of natural environment in Oshkosh.....	1	2	3	4
Overall quality of parks and recreation opportunities	1	2	3	4
Overall health and wellness opportunities in Oshkosh.....	1	2	3	4
Overall opportunities for education, culture, and the arts.....	1	2	3	4
Residents' connection and engagement with their community	1	2	3	4

The City of Oshkosh 2022 Community Survey

Our last questions are about you and your household.
Again, all of your responses to this survey are confidential and no identifying information will be shared.

D1. In general, how many times do you:

	Several times a day	Once a day	A few times a week	Every few weeks	Less often or never	Don't know
Access the internet from your home using a computer, laptop, or tablet computer	1	2	3	4	5	6
Access the internet from your cell phone.....	1	2	3	4	5	6
Visit social media sites such as Facebook, Twitter, Nextdoor, etc.	1	2	3	4	5	6
Use or check email.....	1	2	3	4	5	6
Share your opinions online.....	1	2	3	4	5	6
Shop online.....	1	2	3	4	5	6

D2. Please rate your overall health.

- Excellent
 Very good
 Good
 Fair
 Poor

D3. What impact, if any, do you think the economy will have on your family income in the next 6 months?

Do you think the impact will be:

- Very positive
 Somewhat positive
 Neutral
 Somewhat negative
 Very negative

D4. How many years have you lived in Oshkosh?

- Less than 2 years
 2-5 years
 6-10 years
 11-20 years
 More than 20 years

D5. Which best describes the building you live in?

- One family house detached from any other houses
 Building with two or more homes (duplex, townhome, apartment, or condominium)
 Mobile home
 Other

D6. Do you rent or own your home?

- Rent
 Own

D7. About how much is your monthly housing cost for the place you live (including rent, mortgage payment, property tax, property insurance, and homeowners' association (HOA) fees)?

- Less than \$500 \$2,000 to \$2,499
 \$500 to \$999 \$2,500 to \$2,999
 \$1,000 to \$1,499 \$3,000 to \$3,499
 \$1,500 to \$1,999 \$3,500 or more

D8. Do any children 17 or under live in your household?

- No Yes

D9. Are you or any other members of your household aged 65 or older?

- No Yes

D10. How much do you anticipate your household's total income before taxes will be for the current year? (Please include in your total income money from all sources for all persons living in your household.)

- Less than \$25,000 \$75,000 to \$99,999
 \$25,000 to \$49,999 \$100,000 to \$149,999
 \$50,000 to \$74,999 \$150,000 or more

D11. Are you Spanish, Hispanic or Latino?

- No, not Spanish, Hispanic, or Latino
 Yes, I consider myself to be Spanish, Hispanic, or Latino

D12. What is your race? (Mark one or more races to indicate what race you consider yourself to be.)

- American Indian or Alaskan Native
 Asian, Asian Indian, or Pacific Islander
 Black or African American
 White
 Other

D13. In which category is your age?

- 18-24 years 55-64 years
 25-34 years 65-74 years
 35-44 years 75 years or older
 45-54 years

D14. What is your gender?

- Woman
 Man
 Identify in another way → go to D14a

D14a. If you identify in another way, how would you describe your gender?

- Agender/I don't identify with any gender
 Genderqueer/gender fluid
 Non-binary
 Transgender man
 Transgender woman
 Two-spirit
 Not listed, I identify as: _____

Thank you! Please return the completed survey in the postage-paid envelope to:
National Research Center, Inc., PO Box 549, Belle Mead, NJ 08502



October 2022

Dear City of Oshkosh Resident:

Please help us shape the future of Oshkosh! You have been selected at random to participate in the 2022 Oshkosh Community Survey. **If you've already completed the survey online, thank you. Please do not respond twice.**

Please take a few minutes to fill out the enclosed survey. Your participation in this survey is very important—especially since your household is one of only a small number being surveyed. Your feedback will help Oshkosh make decisions that affect our city.

A few things to remember:

- **Your responses are confidential and no identifying information will be shared.**
- In order to hear from a diverse group of residents, the adult 18 years or older in your household who most recently had a birthday should complete this survey.
- **You may return the survey by mail in the enclosed postage-paid envelope, or you can complete the survey online at:**

<https://polco.us/xxplaceholder>

Please do not share your survey link. This survey is for randomly selected households only. The city will conduct a separate survey that is open to all residents just a few weeks from now.

If you have any questions about the survey, please call 920-236-5002.

Thank you for your time and participation!

Sincerely,

A handwritten signature in black ink that reads "Mark Rohloff".

Mark Rohloff
City Manager

Dear Oshkosh Resident,

It won't take much of your time to make a big difference!

Your household has been randomly selected to participate in Oshkosh's 2022 Community Survey. You can go online and complete the **confidential survey** at:


<https://polco.us/xxplaceholder>

Please do not share your survey link. This survey is for randomly selected households only. The City will conduct a separate survey that is open to all residents just a few weeks from now. You can also wait a few days for the survey to arrive in the mail.

If you have any questions about the survey, please call 920-236-5002.

Thank you for helping create a better City!

Sincerely,



Mark Rohloff

City Manager

Dear Oshkosh Resident,

It won't take much of your time to make a big difference!

Your household has been randomly selected to participate in Oshkosh's 2022 Community Survey. You can go online and complete the **confidential survey** at:

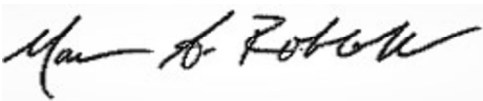
<https://polco.us/xxplaceholder>

Please do not share your survey link. This survey is for randomly selected households only. The City will conduct a separate survey that is open to all residents just a few weeks from now. You can also wait a few days for the survey to arrive in the mail.

If you have any questions about the survey, please call 920-236-5002.

Thank you for helping create a better City!

Sincerely,



Mark Rohloff

City Manager



215 Church Ave.
Oshkosh, WI 54901

Presorted
First Class Mail
US Postage
PAID
Boulder, CO
Permit NO. 94



215 Church Ave.
Oshkosh, WI 54901

Presorted
First Class Mail
US Postage
PAID
Boulder, CO
Permit NO. 94

Dear Oshkosh Resident,

FINAL REMINDER! It won't take much of your time to make a big difference!

Your household has been randomly selected to participate in Oshkosh's 2022 Community Survey. **If you've already completed the survey online, thank you. Please do not respond twice.** You can go online and complete the **confidential survey** at:


<https://polco.us/xxplaceholder>

Please do not share your survey link. This survey is for randomly selected households only. The City will conduct a separate survey that is open to all residents soon.

If you have any questions about the survey, please call 920-236-5002.

Thank you for helping create a better City!

Sincerely,



Mark Rohloff
City Manager

Dear Oshkosh Resident,

FINAL REMINDER! It won't take much of your time to make a big difference!

Your household has been randomly selected to participate in Oshkosh's 2022 Community Survey. **If you've already completed the survey online, thank you. Please do not respond twice.** You can go online and complete the **confidential survey** at:


<https://polco.us/xxplaceholder>

Please do not share your survey link. This survey is for randomly selected households only. The City will conduct a separate survey that is open to all residents soon.

If you have any questions about the survey, please call 920-236-5002.

Thank you for helping create a better City!

Sincerely,



Mark Rohloff
City Manager



Presorted
First Class Mail
US Postage
PAID
Boulder, CO
Permit NO. 94



Presorted
First Class Mail
US Postage
PAID
Boulder, CO
Permit NO. 94